

A. General Information

A0 Respondent Information (Not for Publication)

A0	Name:					
A0	Title:					
A0	Office:	Office of Institutional Research and Analysis				
A0	Mailing Address:	656 W Kirby St, F/AB Room 4070				
A0	City/State/Zip/Country:	Detroit, MI 48202				
A0	Phone:	313-577-2001				
A0	Fax:	313-577-2198				
A0	E-mail Address:	wsuoir@wayne.edu				
A0	Are your responses to the CDS posted for reference on your institution's Web site?	<table border="1" style="float: right;"> <tr> <td style="text-align: center;">Yes</td> <td style="text-align: center;">No</td> </tr> <tr> <td style="text-align: center;">x</td> <td></td> </tr> </table>	Yes	No	x	
Yes	No					
x						
A0	If yes, please provide the URL of the corresponding Web page:	https://oira.wayne.edu/institutional-data/cds				

A0A We invite you to indicate if there are items on the CDS for which you cannot use the requested analytic convention, cannot provide data for the cohort requested, whose methodology is unclear, or about which you have questions or comments in general. This information will not be published but will help the publishers further refine CDS items.

A1 Address Information

A1	Name of College/University:	Wayne State University
A1	Mailing Address:	42 W. Warren Ave.
A1	City/State/Zip/Country:	Detroit, MI 48202
A1	Street Address (if different):	
A1	City/State/Zip/Country:	
A1	Main Phone Number:	313-577-2424
A1	WWW Home Page Address:	http://wayne.edu/
A1	Admissions Phone Number:	313-577-2100
A1	Admissions Toll-Free Phone Number:	877-577-2424
A1	Admissions Office Mailing Address:	Office of Undergraduate Admissions Wayne State University P.O. Box 02759
A1	City/State/Zip/Country:	Detroit, MI 48202-0759
A1	Admissions Fax Number:	
A1	Admissions E-mail Address:	studentservice@wayne.edu
A1	If there is a separate URL for your school's online application, please specify:	http://wayne.edu/apply/#fndtn-freshman
A1	If you have a mailing address other than the above to which applications should be sent, please provide:	

A2 Source of institutional control (Check only one):

A2	Public	x
A2	Private (nonprofit)	
A2	Proprietary	

A3 Classify your undergraduate institution:

A3	Coeducational college	x
----	-----------------------	---

A3	Men's college	
A3	Women's college	

A4 Academic year calendar:

A4	Semester	x
A4	Quarter	
A4	Trimester	
A4	4-1-4	
A4	Continuous	
A4	Differs by program (describe):	
A4	Other (describe):	

A5 Degrees offered by your institution:

A5	Certificate	x
A5	Diploma	
A5	Associate	
A5	Transfer Associate	
A5	Terminal Associate	
A5	Bachelor's	x
A5	Postbachelor's certificate	x
A5	Master's	x
A5	Post-master's certificate	x
A5	Doctoral degree research/scholarship	x
A5	Doctoral degree – professional practice	x
A5	Doctoral degree -- other	

B. ENROLLMENT AND PERSISTENCE

B1 Institutional Enrollment - Men and Women Provide numbers of students for each of the following categories as of the institution's official fall reporting date or as of October 15, 2016. Note: Report students formerly designated as "first professional" in the graduate cells.

	FULL-TIME		PART-TIME	
	Men	Women	Men	Women
B1 Undergraduates				
B1 Degree-seeking, first-time freshmen	1040	1,358	77	113
B1 Other first-year, degree-seeking	519	594	129	123
B1 All other degree-seeking	3,716	4,726	1,985	2,291
B1 <i>Total degree-seeking</i>	5,275	6,678	2,191	2,527
B1 All other undergraduates enrolled in credit courses	36	52	182	339
B1 <i>Total undergraduates</i>	5,311	6,730	2,373	2,866
B1 Graduate				
B1 Degree-seeking, first-time	871	816	370	465
B1 All other degree-seeking	2188	2338	1168	1695
B1 All other graduates enrolled in credit courses	8	9	29	61
B1 <i>Total graduate</i>	3067	3163	1567	2221
B1 Total all undergraduates				17,280
B1 Total all graduate				10,018
B1 GRAND TOTAL ALL STUDENTS				27,298

B2 Enrollment by Racial/Ethnic Category. Provide numbers of undergraduate students for each of the following categories as of the institution's official fall reporting date or as of October 15, 2016. Include international students only in the category "Nonresident aliens." Complete the "Total Undergraduates" column only if you cannot provide data for the first two columns. Report as your institution reports to IPEDS: persons who are Hispanic should be reported only on the Hispanic line, not under any race, and persons who are non-Hispanic multi-racial should be reported only under "Two or more races."

	Degree-Seeking First-Time First Year	Degree-Seeking Undergraduates (include first-time first-year)	Total Undergraduates (both degree- and non-degree-seeking)
B2 Nonresident aliens	60	415	487
B2 Hispanic/Latino	166	874	889
B2 Black or African American, non-Hispanic	360	2,895	2,978
B2 White, non-Hispanic	1,458	9,701	10,064
B2 American Indian or Alaska Native, non-Hispanic	3	49	50
B2 Asian, non-Hispanic	340	1,474	1,508
B2 Native Hawaiian or other Pacific Islander, non-Hispanic	1	14	14
B2 Two or more races, non-Hispanic	119	590	612
B2 Race and/or ethnicity unknown	81	659	678
B2 TOTAL	2,588	16,671	17,280

Persistence

B3 Number of degrees awarded from July 1, 2015 to June 30, 2016

B3	Certificate/diploma	0
B3	Associate degrees	
B3	Bachelor's degrees	3072
B3	Postbachelor's certificates	29
B3	Master's degrees	2068
B3	Post-Master's certificates	149
B3	Doctoral degrees – research/scholarship	221
B3	Doctoral degrees – professional practice	546
B3	Doctoral degrees – other	

Graduation Rates

The items in this section correspond to data elements collected by the IPEDS Web-based Data Collection System's Graduation Rate Survey (GRS). For complete instructions and definitions of data elements, see the IPEDS GRS instructions and glossary on the 2015 Web-based survey.

For Bachelor's or Equivalent Programs

Please provide data for the Fall 2010 cohort if available. If Fall 2010 cohort data are not available, provide data for the Fall 2009 cohort.

Fall 2010 Cohort

Report for the cohort of full-time first-time bachelor's (or equivalent) degree-seeking undergraduate students who entered in Fall 2010. Include in the cohort those who entered your institution during the summer term preceding Fall 2010.

B4	Initial 2010 cohort of first-time, full-time bachelor's (or equivalent) degree-seeking undergraduate students; total all students:	2,465
B5	Of the initial 2010 cohort, how many did not persist and did not graduate for the following reasons: death, permanent disability, service in the armed forces, foreign aid service of the federal government, or official church missions; total allowable exclusions:	65
B6	Final 2010 cohort, after adjusting for allowable exclusions: (subtract question B5 from question B4)	2,400
B7	Of the initial 2010 cohort, how many completed the program in four years or less (by August 31, 2014):	319
B8	Of the initial 2010 cohort, how many completed the program in more than four years but in five years or less (after August 31, 2014 and by August 31, 2015):	370
B9	Of the initial 2010 cohort, how many completed the program in more than five years but in six years or less (after August 31, 2015 and by August 31, 2016):	249
B10	Total graduating within six years (sum of questions B7, B8, and B9):	938

B11	Six-year graduation rate for 2010 cohort (question B10 divided by question B6):	39%
------------	---	-----

Fall 2009 Cohort

Report for the cohort of full-time first-time bachelor's (or equivalent) degree-seeking undergraduate students who entered in Fall 2009. Include in the cohort those who entered your institution during the summer term preceding Fall 2009.

B4	Initial 2008 cohort of first-time, full-time bachelor's (or equivalent) degree-seeking undergraduate students; total all students:	2,770
B5	Of the initial 2009 cohort, how many did not persist and did not graduate for the following reasons: death, permanent disability, service in the armed forces, foreign aid service of the federal government, or official church missions; total allowable exclusions:	80
B6	Final 2009 cohort, after adjusting for allowable exclusions: (subtract question B5 from question B4)	2,690
B7	Of the initial 2009 cohort, how many completed the program in four years or less (by August 31, 2013):	286
B8	Of the initial 2009 cohort, how many completed the program in more than four years but in five years or less (after August 31, 2013 and by August 31, 2014):	410
B9	Of the initial 2008 cohort, how many completed the program in more than five years but in six years or less (after August 31, 2013 and by August 31, 2014):	235
B10	Total graduating within six years (sum of questions B7, B8, and B9):	931
B11	Six-year graduation rate for 2009 cohort (question B10 divided by question B6):	35%

For Two-Year Institutions

Please provide data for the 2013 cohort if available. If 2013 cohort data are not available, provide data for the 2012 cohort.

2013 Cohort

B12	Initial 2013 cohort, total of first-time, full-time degree/certificate-seeking students:	
B13	Of the initial 2013 cohort, how many did not persist and did not graduate for the following reasons: death, permanent disability, service in the armed forces, foreign aid service of the federal government, or official church missions; total allowable exclusions:	
B14	Final 2013 cohort, after adjusting for allowable exclusions (Subtract question B13 from question B12):	0
B15	Completers of programs of less than two years duration (total):	

B16	Completers of programs of less than two years within 150 percent of normal time:	
B17	Completers of programs of at least two but less than four years (total):	
B18	Completers of programs of at least two but less than four-years within 150 percent of normal time:	
B19	Total transfers-out (within three years) to other institutions:	
B20	Total transfers to two-year institutions:	
B21	Total transfers to four-year institutions:	

2012 Cohort

B12	Initial 2012 cohort, total of first-time, full-time degree/certificate-seeking students:	
B13	Of the initial 2012 cohort, how many did not persist and did not graduate for the following reasons: death, permanent disability, service in the armed forces, foreign aid service of the federal government, or official church missions; total allowable exclusions:	
B14	Final 2012 cohort, after adjusting for allowable exclusions (Subtract question B13 from question B12):	0
B15	Completers of programs of less than two years duration (total):	
B16	Completers of programs of less than two years within 150 percent of normal time:	
B17	Completers of programs of at least two but less than four years (total):	
B18	Completers of programs of at least two but less than four-years within 150 percent of normal time:	
B19	Total transfers-out (within three years) to other institutions:	
B20	Total transfers to two-year institutions:	
B21	Total transfers to four-year institutions:	

Retention Rates

Report for the cohort of all full-time, first-time bachelor's (or equivalent) degree-seeking undergraduate students who entered in Fall 2015 (or the preceding summer term). The initial cohort may be adjusted for students who departed for the following reasons: death, permanent disability, service in the armed forces, foreign aid service of the federal government or official church missions. No other adjustments to the initial cohort should be made.

B22	For the cohort of all full-time bachelor's (or equivalent) degree-seeking undergraduate students who entered your institution as freshmen in Fall 2014 (or the preceding summer term), what percentage was enrolled at your institution as of the date your institution calculates its official enrollment in Fall 2016?	82%
------------	--	-----

C. FIRST-TIME, FIRST-YEAR (FRESHMAN) ADMISSION

Applications

- C1 First-time, first-year, (freshmen) students: Provide the number of degree-seeking, first-time, first-year students who applied, were admitted, and enrolled (full- or part-time) in Fall 2016. Include early decision, early action, and students who began studies during summer in this cohort. Applicants should include only those students who fulfilled the requirements for consideration for admission (i.e., who completed actionable applications) and who have been notified of one of the following actions: admission, nonadmission, placement on waiting list, or application withdrawn (by applicant or institution). Admitted applicants should include wait-listed students who were subsequently offered admission.**

C1	Total first-time, first-year (freshman) men who applied	4543
C1	Total first-time, first-year (freshman) women who applied	6550

C1	Total first-time, first-year (freshman) men who were admitted	3717
C1	Total first-time, first-year (freshman) women who were admitted	5319

C1	Total full-time, first-time, first-year (freshman) men who enrolled	1040
C1	Total part-time, first-time, first-year (freshman) men who enrolled	77

C1	Total full-time, first-time, first-year (freshman) women who enrolled	1358
C1	Total part-time, first-time, first-year (freshman) women who enrolled	113

- C2 Freshman wait-listed students (students who met admission requirements but whose final admission was contingent on space availability)**

	Yes	No
C2	Do you have a policy of placing students on a waiting list?	
		x
C2	If yes, please answer the questions below for Fall 2016 admissions:	
C2	Number of qualified applicants offered a place on waiting list	
C2	Number accepting a place on the waiting list	
C2	Number of wait-listed students admitted	
	Yes	No
C2	Is your waiting list ranked?	
C2	If yes, do you release that information to students?	
C2	Do you release that information to school counselors?	

Admission Requirements

- C3 High school completion requirement**

C3	High school diploma is required and GED is accepted	x
C3	High school diploma is required and GED is not accepted	
C3	High school diploma or equivalent is not required	

- C4 Does your institution require or recommend a general college-preparatory program for degree-seeking students?**

C4	Require	
C4	Recommend	x
C4	Neither require nor recommend	

C5 Distribution of high school units required and/or recommended. Specify the distribution of academic high school course units required and/or recommended of all or most degree-seeking students using Carnegie units (one unit equals one year of study or its equivalent). If you use a different system for calculating units, please convert.

C5		Units Required	Units Recommended
C5	Total academic units		18
C5	English		4
C5	Mathematics		4
C5	Science		3
C5	Of these, units that must be lab		
C5	Foreign language		2
C5	Social studies		3
C5	History		
C5	Academic electives		
C5	Computer Science		
C5	Visual/Performing Arts		2
C5	Other (specify)		

Basis for Selection

C6 Do you have an open admission policy, under which virtually all secondary school graduates or students with GED equivalency diplomas are admitted without regard to academic record, test scores, or other qualifications? If so, check which applies:

C6	Open admission policy as described above for all students	
C6	Open admission policy as described above for most students, but--	
C6	selective admission for out-of-state students	
C6	selective admission to some programs	
C6	other (explain):	

C7 Relative importance of each of the following academic and nonacademic factors in first-time, first-year, degree-seeking (freshman) admission decisions.

C7		Very Important	Important	Considered	Not Considered
C7	Academic				
C7	Rigor of secondary school record			x	
C7	Class rank				x
C7	Academic GPA	x			
C7	Standardized test scores	x			
C7	Application Essay			x	
C7	Recommendation(s)			x	
C7	Nonacademic				
C7	Interview				x
C7	Extracurricular activities				x
C7	Talent/ability				x
C7	Character/personal qualities				x
C7	First generation				x
C7	Alumni/ae relation				x
C7	Geographical residence				x
C7	State residency				x

C7	Religious affiliation/commitment				x
C7	Racial/ethnic status				x
C7	Volunteer work				x
C7	Work experience				x
C7	Level of applicant's interest				x

SAT and ACT Policies

C8 Entrance exams

		Yes	No
C8A	Does your institution make use of SAT, ACT, or SAT Subject Test scores in admission decisions for first-time, first-year, degree-seeking applicants?	x	

C8A If yes, place check marks in the appropriate boxes below to reflect your institution's policies for use in admission for Fall 2018.

C8A		ADMISSION				
C8A		Require	Recommend	Require for Some	Consider if Submitted	Not Used
C8A	SAT or ACT	x				
C8A	ACT only					
C8A	SAT only					
C8A	SAT and SAT Subject Tests or ACT					
C8A	SAT Subject Tests only					

C8 B If your institution will make use of the ACT in admission decisions for first-time, first-year, degree-seeking applicants for Fall 2018, please indicate which ONE of the following applies: (regardless of whether the writing score will be used in the admissions process):

C8 B	ACT with writing required	
C8 B	ACT with writing recommended	
C8 B	ACT with or without writing accepted	x

C8 B If your institution will make use of the SAT in admission decisions for first-time, first-year, degree-seeking applicants for Fall 2018 please indicate which ONE of the following applies (regardless of whether the Essay score will be used in the admissions process):

C8 B	SAT with Essay component required	
C8 B	SAT with Essay component recommended	
C8 B	SAT with or without Essay component accepted	x

C8 C Please indicate how your institution will use the SAT or ACT writing component; check all that apply:

C8 C	<input type="checkbox"/> SAT essay <input type="checkbox"/> ACT essay
------	---

C8 C	For admission		
C8 C	For placement		
C8 C	For advising		
C8 C	In place of an application essay		
C8 C	As a validity check on the application essay		
C8 C	No college policy as of now		
C8 C	Not using essay component	x	x

C8D In addition, does your institution use applicants' test scores for academic advising?

C8D		Yes	No
		x	

C8E	Latest date by which SAT or ACT scores must be received for fall-term admission	1-Aug
C8E	Latest date by which SAT Subject Test scores must be received for fall-term admission	1-Aug

C8F If necessary, use this space to clarify your test policies (e.g., if tests are recommended for some students, or if tests are not required of some students):

C8F

C8G Please indicate which tests your institution uses for placement (e.g., state tests):

C8G	SAT	x
C8G	ACT	x
C8G	SAT Subject Tests	x
C8G	AP	x
C8G	CLEP	x
C8G	Institutional Exam	x
C8G	State Exam (specify):	

Freshman Profile

Provide percentages for ALL enrolled, degree-seeking, full-time and part-time, first-time, first-year (freshman) students enrolled in Fall 2016, including students who began studies during summer, international students/nonresident aliens, and students admitted under special arrangements.

C9 Percent and number of first-time, first-year (freshman) students enrolled in Fall 2016 who submitted national standardized (SAT/ACT) test scores. Include information for ALL enrolled, degree-seeking, first-time, first-year (freshman) students who submitted test scores. Do not include partial test scores (e.g., mathematics scores but not critical reading for a category of students) or combine other standardized test results (such as TOEFL) in this item. Do not convert SAT scores to ACT scores and vice versa. **Do convert New SAT scores (2016) to Old SAT scores using the College Board's concordance tools and tables (sat.org/concordance).**

C9	Percent submitting SAT scores		Number submitting SAT scores	
C9	Percent submitting ACT scores	97%	Number submitting ACT scores	2516

C9		25th Percentile	75th Percentile
C9	SAT Critical Reading		
C9	SAT Math		
	SAT Writing		
	SAT Essay		
C9	ACT Composite	20	27
C9	ACT Math	18	26
C9	ACT English	20	28
C9	ACT Writing		

C9 Percent of first-time, first-year (freshman) students with scores in each range:

C9		SAT Critical Reading	SAT Math	SAT Writing
C9	700-800			
C9	600-699			
C9	500-599			
C9	400-499			
C9	300-399			
C9	200-299			
	Totals should = 100%	0.00%	0.00%	0.00%
C9		ACT Composite	ACT English	ACT Math
C9	30-36	11%	18%	8%
C9	24-29	38%	34%	37%
C9	18-23	43%	35%	35%
C9	12-17	7%	12%	20%
C9	6-11	0%	1%	0%
C9	Below 6	0%	0%	0%
	Totals should = 100%	100%	100%	100%

C10 Percent of all degree-seeking, first-time, first-year (freshman) students who had high school class rank within each of the following ranges (report information for those students from whom you collected high school rank information).

C10	Percent in top tenth of high school graduating class	24%	
C10	Percent in top quarter of high school graduating class	51%	
C10	Percent in top half of high school graduating class	79%	Top half + bottom half = 100%
C10	Percent in bottom half of high school graduating class	21%	
C10	Percent in bottom quarter of high school graduating class	5%	
C10	Percent of total first-time, first-year (freshmen) students who submitted high school class rank:		45%

C11 Percentage of all enrolled, degree-seeking, first-time, first-year (freshman) students who had high school grade-point averages within each of the following ranges (using 4.0 scale). Report information only for those students from whom you collected high school GPA.

C11	Percent who had GPA of 3.75 and higher	31%
C11	Percent who had GPA between 3.50 and 3.74	17%
C11	Percent who had GPA between 3.25 and 3.49	15%
C11	Percent who had GPA between 3.00 and 3.24	13%
C11	Percent who had GPA between 2.50 and 2.99	18%
C11	Percent who had GPA between 2.0 and 2.49	6%

C11	Percent who had GPA between 1.0 and 1.99	0%
C11	Percent who had GPA below 1.0	0%
	Totals should = 100%	100%

C12	Average high school GPA of all degree-seeking, first-time, first-year (freshman) students who submitted GPA:	3.37
C12	Percent of total first-time, first-year (freshman) students who submitted high school GPA:	99.46%

Admission Policies

C13 Application Fee

C13		Yes	No
C13	Does your institution have an application fee?	x	
C13	Amount of application fee:	\$25.00	
C13		Yes	No
C13	Can it be waived for applicants with financial need?	x	

C13 If you have an application fee and an on-line application option, please indicate policy for students who apply on-line:

C13	Same fee:	<input checked="" type="checkbox"/>
C13	Free:	<input type="checkbox"/>
C13	Reduced:	<input type="checkbox"/>

C13		Yes	No
C13	Can on-line application fee be waived for applicants with financial need?	x	

C14 Application closing date

C14		Yes	No
C14	Does your institution have an application closing date?	x	
C14	Application closing date (fall):	8/1	
C14	Priority date:		

C15		Yes	No
C15	Are first-time, first-year students accepted for terms other than the fall?	x	

C16 Notification to applicants of admission decision sent (fill in one only)

C16	On a rolling basis beginning (date):	x
C16	By (date):	13-Sep
C16	Other:	

C17 Reply policy for admitted applicants (fill in one only)

C17	Must reply by (date):	5/1
-----	-----------------------	-----

C17	No set date:	
C17	Must reply by May 1 or within _____ weeks if notified thereafter	x
C17	Other:	
C17	Deadline for housing deposit (MM/DD):	
C17	Amount of housing deposit:	125.00
C17	Refundable if student does not enroll?	
C17	Yes, in full	
C17	Yes, in part	
C17	No	x

C18 Deferred admission

C18		Yes	No
C18	Does your institution allow students to postpone enrollment after admission?	x	
C18	If yes, maximum period of postponement:	1 year	

C19 Early admission of high school students

C19		Yes	No
C19	Does your institution allow high school students to enroll as full-time, first-time, first-year (freshman) students one year or more before high school graduation?		x

C20 Common Application

Question removed from CDS.

(Initiated during 2006-2007 cycle)

Early Decision and Early Action Plans

C21 Early Decision

C21		Yes	No
C21	Does your institution offer an early decision plan (an admission plan that permits students to apply and be notified of an admission decision well in advance of the regular notification date and that asks students to commit to attending if accepted) for first-time, first-year (freshman) applicants for fall enrollment?		x

C21 If "yes," please complete the following:

C21	First or only early decision plan closing date	
C21	First or only early decision plan notification date	
C21	Other early decision plan closing date	
C21	Other early decision plan notification date	

C21 For the Fall 2016 entering class:

C21	Number of early decision applications received by your institution	
C21	Number of applicants admitted under early decision plan	
C21	Please provide significant details about your early decision plan:	

C22 Early action

C22		Yes	No
-----	--	-----	----

C22	Do you have a nonbinding early action plan whereby students are notified of an admission decision well in advance of the regular notification date but do not have to commit to attending your college?		x
------------	---	--	---

C22 If "yes," please complete the following:

C22	Early action closing date	
C22	Early action notification date	

C22 Is your early action plan a "restrictive" plan under which you limit students from applying to other early plans?

C22	Yes	No
C22		

D. TRANSFER ADMISSION

Fall Applicants

		Yes	No
D1	Does your institution enroll transfer students? (If no, please skip to Section E)	x	
D1	If yes, may transfer students earn advanced standing credit by transferring credits earned from course work completed at other colleges/universities?	x	

D2 Provide the number of students who applied, were admitted, and enrolled as degree-seeking transfer students in Fall 2016.

	Applicants	Admitted Applicants	Enrolled Applicants
D2	Men	1,677	826
D2	Women	2,413	1,050
D2	Total	4,090	1,876

Application for Admission

D3 Indicate terms for which transfers may enroll:

D3	Fall	x
D3	Winter	x
D3	Spring	x
D3	Summer	x

		Yes	No
D4	Must a transfer applicant have a minimum number of credits completed or else must apply as an entering freshman?	x	
D4	If yes, what is the minimum number of credits and the unit of measure?	24 credits	

D5 Indicate all items required of transfer students to apply for admission:

	Required of All	Recommended of All	Recommended of Some	Required of Some	Not Required
D5	High school transcript			x	
D5	College transcript(s)	x			
D5	Essay or personal statement			x	
D5	Interview				x
D5	Standardized test scores			x	
D5	Statement of good standing from prior institution(s)				x

D6 If a minimum high school grade point average is required of transfer applicants, specify (on a 4.0 scale):

D7 If a minimum college grade point average is required of transfer applicants, specify (on a 4.0 scale):

2.50

D8 List any other application requirements specific to transfer applicants: Students who have completed an Associate Degree may be admitted with a grade point average of a 2.0 or better.

D9 List application priority, closing, notification, and candidate reply dates for transfer students. If applications are reviewed on a continuous or rolling basis, place a check mark in the "Rolling admission" column.

	Priority Date	Closing Date	Notification Date	Reply Date	Rolling Admission
D9 Fall		8/15			
D9 Winter		12/15			
D9 Spring		4/1			
D9 Summer		4/1			

D10	Yes	No
D10 Does an open admission policy, if reported, apply to transfer students?		

D11 Describe additional requirements for transfer admission, if applicable:

Transfer Credit Policies

D12 Report the lowest grade earned for any course that may be transferred for credit:	C
--	---

D13	Number	Unit Type
D13 Maximum number of credits or courses that may be transferred from a two-year institution:	64	credits

D14	Number	Unit Type
D14 Maximum number of credits or courses that may be transferred from a four-year institution:		

D15 Minimum number of credits that transfers must complete at your institution to earn an associate degree:	
--	--

D16 Minimum number of credits that transfers must complete at your institution to earn a bachelor's degree:	30.00
--	-------

D17 Describe other transfer credit policies: While we will accept an unlimited number of transfer credits from four-year colleges, a maximum of 90 semester credits can be applied toward your Wayne State degree. We also accept credits from two-year colleges and will apply up to 64 semester credits toward your Wayne State degree. Some academic programs have additional restrictions; contact them individually for details. A maximum of 32 credit hours may be granted for any combination of AP, CLEP and IB tests.

E. ACADEMIC OFFERINGS AND POLICIES

E1 Special study options: Identify those programs available at your institution. Refer to the glossary for definitions.

E1	Accelerated program	x
E1	Cooperative education program	x
E1	Cross-registration	
E1	Distance learning	x
E1	Double major	x
E1	Dual enrollment	x
E1	English as a Second Language (ESL)	x
E1	Exchange student program (domestic)	
E1	External degree program	
E1	Honors Program	x
E1	Independent study	x
E1	Internships	x
E1	Liberal arts/career combination	
E1	Student-designed major	
E1	Study abroad	x
E1	Teacher certification program	x
E1	Weekend college	
E1	Other (specify):	

E2 This question has been removed from the Common Data Set.

E3 Areas in which all or most students are required to complete some course work prior to graduation:

E3	Arts/fine arts	x
E3	Computer literacy	
E3	English (including composition)	x
E3	Foreign languages	x
E3	History	x
E3	Humanities	x
E3	Mathematics	x
E3	Philosophy	x
E3	Sciences (biological or physical)	x
E3	Social science	x
E3	Other (describe): Critical/Analytical Thinking, Oral Communication	x

Library Collections: The CDS Publishers will collect library data again when a new Academic Libraries Survey is in place.

F. STUDENT LIFE

F1 Percentages of first-time, first-year (freshman) degree-seeking students and degree-seeking undergraduates enrolled in Fall 2016 who fit the following categories:

F1		First-time, first-year (freshman) students	Undergraduates
F1	Percent who are from out of state (exclude international/nonresident aliens from the numerator and denominator)	2%	1%
F1	Percent of men who join fraternities		
F1	Percent of women who join sororities		
F1	Percent who live in college-owned, -operated, or -affiliated housing	38%	13%
F1	Percent who live off campus or commute	62%	87%
F1	Percent of students age 25 and older	0%	23%
F1	Average age of full-time students	18	21
F1	Average age of all students (full- and part-time)	18	23

F2 **Activities offered Identify those programs available at your institution.**

F2	Campus Ministries	x
F2	Choral groups	x
F2	Concert band	x
F2	Dance	x
F2	Drama/theater	x
F2	International Student Organization	x
F2	Jazz band	x
F2	Literary magazine	
F2	Marching band	x
F2	Model UN	x
F2	Music ensembles	x
F2	Musical theater	x
F2	Opera	
F2	Pep band	x
F2	Radio station	x
F2	Student government	x
F2	Student newspaper	x
F2	Student-run film society	x
F2	Symphony orchestra	x
F2	Television station	
F2	Yearbook	

F3 **ROTC (program offered in cooperation with Reserve Officers' Training Corps)**

F3		On Campus	At Cooperating Institution	Name of Cooperating Institution
F3	Army ROTC is offered:	x	x	University of Michigan
F3	Naval ROTC is offered:			
F3	Air Force ROTC is offered:		x	University of Michigan

F4 **Housing: Check all types of college-owned, -operated, or -affiliated housing available for undergraduates at your institution.**

F4	Coed dorms	x
F4	Men's dorms	

F4	Women's dorms	
F4	Apartments for married students	x
F4	Apartments for single students	x
F4	Special housing for disabled students	x
F4	Special housing for international students	
F4	Fraternity/sorority housing	
F4	Cooperative housing	
F4	Theme housing	x
F4	Wellness housing	
F4	Other housing options (specify):	

G. ANNUAL EXPENSES

G0 Please provide the URL of your institution's net price calculator:

Provide 2017-2018 academic year costs of attendance for the following categories that are applicable to your institution.

Check here if your institution's 2017-2018 academic year costs of attendance are not available at this time and provide an approximate date (i.e., month/day) when your institution's final 2017-2018 academic year costs of attendance will be available:

6/23/2017

G1 Undergraduate full-time tuition, required fees, room and board List the typical tuition, required fees, and room and board for a full-time undergraduate student for the **FULL 2017-2018 academic year (30 semester or 45 quarter hours for institutions that derive annual tuition by multiplying credit hour cost by number of credits)**. A full academic year refers to the period of time generally extending from September to June; usually equated to two semesters, two trimesters, three quarters, or the period covered by a four-one-four plan. Room and board is defined as double occupancy and 19 meals per week or the maximum meal plan. Required fees include only charges that all full-time students must pay that are not included in tuition (e.g., registration, health, or activity fees.) Do not include optional fees (e.g., parking, laboratory use).

2016-17 Cost information:

G1	First-Year	Undergraduates
G1 PRIVATE INSTITUTIONS Tuition:		
G1 PUBLIC INSTITUTIONS Tuition: In-district	\$10,812	\$11,821
G1 PUBLIC INSTITUTIONS In-state (out-of-district):	\$10,812	\$11,821
G1 PUBLIC INSTITUTIONS Out-of-state:	\$24,763	\$27,133
G1 NONRESIDENT ALIENS Tuition:	\$24,763	\$27,133
REQUIRED FEES:		
G1	\$1,707	\$1,457
ROOM AND BOARD:		
G1 ROOM AND BOARD: (on-campus)	\$9,747	\$9,747
G1 ROOM ONLY: (on-campus)	\$6,077	\$6,077
G1 BOARD ONLY: (on-campus meal plan)	\$3,670	\$3,670

G1 Comprehensive tuition and room and board fee (if your college cannot provide separate tuition and room and board fees):

G1 Other:

G2	Minimum	Maximum
-----------	---------	---------

G2	Number of credits per term a student can take for the stated full-time tuition	15	15
-----------	--	----	----

G3		Yes	No
G3	Do tuition and fees vary by year of study (e.g., sophomore, junior, senior)?	x	

G4		Yes	No
G4	Do tuition and fees vary by undergraduate instructional program?	x	
G4		%	
G4	If yes, what percentage of full-time undergraduates pay more than the tuition and fees reported in G1?	45%	

G5 Provide the estimated expenses for a typical full-time undergraduate student:

G5		Residents	Commuters (living at home)	Commuters (not living at home)
G5	Books and supplies	\$1,196	\$1,196	\$1,196
G5	Room only			
G5	Board only		\$1,350	
G5	Room and board total (if your college cannot provide separate room and board figures for commuters not living at home):	\$9,806		\$9,134
G5	Transportation	\$0	\$3,700	\$3,700
G5	Other expenses	\$2,468	\$1,622	\$2,054

G6 Undergraduate per-credit-hour charges (tuition only)

G6	PRIVATE INSTITUTIONS:	
G6	PUBLIC INSTITUTIONS In-district:	\$394.03
G6	PUBLIC INSTITUTIONS In-state (out-of-district):	\$394.03
G6	PUBLIC INSTITUTIONS Out-of-state:	\$904.44
G6	NONRESIDENT ALIENS:	\$904.44

H. FINANCIAL AID

Aid Awarded to Enrolled Undergraduates

Enter total dollar amounts awarded to enrolled full-time and less than full-time degree-seeking undergraduates (using the same cohort reported in CDS Question B1, "total degree-seeking" undergraduates) in the following categories. (Note: If the data being reported are final figures for the 2015-2016 academic year (see the next item below), use the 2015-2016 academic year's CDS Question B1 cohort.) Include aid awarded to international students (i.e., those not qualifying for federal aid). Aid that is non-need-based but that was used to meet need should be reported in the need-based aid columns. (For a suggested order of precedence in assigning categories of aid to cover need, see the entry for "non-need-based scholarship or grant aid" on the last page of the definitions section.)

H1		2016-2017 estimated	2015-2016 final
H1	Indicate the academic year for which data are reported for items H1, H2, H2A, and H6 below:		X

H3 Which needs-analysis methodology does your institution use in awarding institutional aid?

H3	Federal methodology (FM)	X
H3	Institutional methodology (IM)	
H3	Both FM and IM	

H1		Need-based \$ (Include non-need- based aid used to meet need.)	Non-need- based \$ (Exclude non- need-based aid used to meet need.)
H1	Scholarships/Grants		
H1	Federal	\$35,325,869	\$54,006
H1	State (i.e., all states, not only the state in which your institution is located)	\$71,458	\$1,064,412
H1	Institutional: Endowed scholarships, annual gifts and tuition funded grants, awarded by the college, excluding athletic aid and tuition waivers (which are reported below).	\$18,943,103	\$28,966,873
H1	Scholarships/grants from external sources (e.g., Kiwanis, National Merit) not awarded by the college		\$1,130,320
H1	Total Scholarships/Grants	\$54,340,430	\$31,215,611
H1	Self-Help		
H1	Student loans from all sources (excluding parent loans)	\$68,253,292	\$6,815,729
H1	Federal Work-Study	\$2,310,433	
H1	State and other (e.g., institutional) work-study/employment (Note: Excludes Federal Work-Study captured above.)		
H1	Total Self-Help	\$70,563,725	\$6,815,729
H1	Other		
H1	Parent Loans		\$8,133,905
H1	Tuition Waivers Reporting is optional. Report tuition waivers in this row if you choose to report them. Do not report tuition waivers elsewhere.		\$1,443,163
H1	Athletic Awards		\$3,636,550

H2 Number of Enrolled Students Awarded Aid: List the number of degree-seeking full-time and less-than-full-time undergraduates who applied for and were awarded financial aid from any source. Aid that is non-need-based but that was used to meet need should be counted as need-based aid. Numbers should reflect the cohort awarded the dollars reported in H1. Note: In the chart below, students may be counted in more than one row, and full-time freshmen should also be counted as full-time undergraduates.

H2		First-time Full-time Freshmen	Full-time Undergraduate (Incl. Fresh.)	Less Than Full-time Undergraduate
H2	a) Number of degree-seeking undergraduate students (CDS Item B1 if reporting on Fall 2016 cohort)	2320	11617	5111
H2	b) Number of students in line a who applied for need-based financial aid	1994	9519	3719
H2	c) Number of students in line b who were determined to have financial need	1644	8593	3526
H2	d) Number of students in line c who were awarded any financial aid	1625	8443	3238
H2	e) Number of students in line d who were awarded any need-based scholarship or grant aid	1260	6374	2191
H2	f) Number of students in line d who were awarded any need-based self-help aid	836	5815	2401
H2	g) Number of students in line d who were awarded any non-need-based scholarship or grant aid	1195	5245	607
H2	h) Number of students in line d whose need was fully met (exclude PLUS loans, unsubsidized loans, and private alternative loans)	217	550	33
H2	i) On average, the percentage of need that was met of students who were awarded any need-based aid. Exclude any aid that was awarded in excess of need as well as any resources that were awarded to replace EFC (PLUS loans, unsubsidized loans, and private alternative loans)	70.6%	51.7%	28.0%
H2	j) The average financial aid package of those in line d. Exclude any resources that were awarded to replace EFC (PLUS loans, unsubsidized loans, and private alternative loans)	\$ 13,659	\$ 11,110	\$ 6,477
H2	k) Average need-based scholarship and grant award of those in line e	\$ 9,352	\$ 7,032	\$ 4,298
H2	l) Average need-based self-help award (excluding PLUS loans, unsubsidized loans, and private alternative loans) of those in line f	\$ 4,011	\$ 4,553	\$ 4,211
H2	m) Average need-based loan (excluding PLUS loans, unsubsidized loans, and private alternative loans) of those in line f who were awarded a need-based loan	\$ 3,792	\$ 4,291	\$ 4,106

H2A Number of Enrolled Students Awarded Non-need-based Scholarships and Grants: List the number of degree-seeking full-time and less-than-full-time undergraduates who had no financial need and who were awarded institutional non-need-based scholarship or grant aid. Numbers should reflect the cohort awarded the dollars reported in H1. Note: In the chart below, students may be counted in more than one row, and full-time freshmen should also be counted as full-time undergraduates.

H2A		First-time Full-time Freshmen	Full-time Undergrad (Incl. Fresh.)	Less Than Full-time Undergrad

H2A	n) Number of students in line a who had no financial need and who were awarded institutional non-need-based scholarship or grant aid (exclude those who were awarded athletic awards and tuition benefits)	521	1819	150
H2A	o) Average dollar amount of institutional non-need-based scholarship and grant aid awarded to students in line n	\$ 6,167	\$ 5,273	\$ 2,414
H2A	p) Number of students in line a who were awarded an institutional non-need-based athletic scholarship or grant	38	149	5
H2A	q) Average dollar amount of institutional non-need-based athletic scholarships and grants awarded to students in line p	\$ 11,371	\$ 12,097	\$ 2,216

H3 Incorporated into H1 above.

Note: These are the graduates and loan types to include and exclude in order to fill out CDS H4 and H5.

Include: * 2016 undergraduate class: all students who started at your institution as first-time students and received a bachelor's degree between July 1, 2015 and June 30, 2016.

* only loans made to students who borrowed while enrolled at your institution.
* co-signed loans.

Exclude: * students who transferred in.
* money borrowed at other institutions.
* parent loans
* students who did not graduate or who graduated with another degree or certificate (but no bachelor's degree)

H4	Provide the number of students in the 2016 undergraduate class who started at your institution as first-time students and received a bachelor's degree between July 1, 2015 and June 30, 2016. Exclude students who transferred into your institution			
				1299

Number and percent of students in class (defined in H4 above) borrowing from federal, non-federal, and any loan sources, and the average (or mean) amount borrowed. **NOTE: The "Average per-undergraduate-borrower cumulative principal borrowed," is designed to provide better information about student borrowing from federal and nonfederal (institutional, state, commercial) sources. The numbers, percentages, and averages for each row should be based only on the loan source specified for the particular row. For example, the federal loans average (row b) should only be the cumulative average of federal loans and the private loans average (row e) should only be the cumulative average of private loans.**

H5	Source/Type of Loan	Number in the class (defined in H4 above) who borrowed from the types of loans specified in the first column	Percent of the class (defined above) who borrowed from the types of loans specified in the first column (nearest 1%)	Average per-undergraduate-borrower cumulative principal borrowed from the types of loans specified in the first column (nearest \$1)

a) Any loan program: Federal Perkins, Federal Stafford Subsidized and Unsubsidized, institutional, state, private loans that your institution is aware of, etc. Include both Federal Direct Student Loans and Federal Family Education Loans.	824	63.40%	\$28,439	
b) Federal loan programs: Federal Perkins, Federal Stafford Subsidized and Unsubsidized. Include both Federal Direct Student Loans and Federal Family Education Loans.	822	63.30%	\$26,552	
c) Institutional loan programs.				
d) State loan programs.				
e) Private student loans made by a bank or lender.	101	7.80%	\$15,921	

Aid to Undergraduate Degree-seeking Nonresident Aliens (Note: Report numbers and dollar amounts for the same academic year checked in item H1.)

H6 Indicate your institution's policy regarding institutional scholarship and grant aid for undergraduate degree-seeking nonresident aliens:

H6 Institutional need-based scholarship or grant aid is available	
H6 Institutional non-need-based scholarship or grant aid is available	X
H6 Institutional scholarship or grant aid is not available	

H6 If institutional financial aid is available for undergraduate degree-seeking nonresident aliens, provide the number of undergraduate degree-seeking nonresident aliens who were awarded need-based or non-need-based aid:	141
---	-----

H6 Average dollar amount of institutional financial aid awarded to undergraduate degree-seeking nonresident aliens:	\$9,430
--	---------

H6 Total dollar amount of institutional financial aid awarded to undergraduate degree-seeking nonresident aliens:	\$1,329,735
--	-------------

H7 Check off all financial aid forms nonresident alien first-year financial aid applicants must submit:

H7 Institution's own financial aid form	X
H7 CSS/Financial Aid PROFILE	
H7 International Student's Financial Aid Application	
H7 International Student's Certification of Finances	
H7 Other (specify):	

Process for First-Year/Freshman Students

H8 Check off all financial aid forms domestic first-year (freshman) financial aid applicants must submit:

H8	FAFSA	X
H8	Institution's own financial aid form	
H8	CSS/Financial Aid PROFILE	
H8	State aid form	
H8	Noncustodial PROFILE	
H8	Business/Farm Supplement	
H8	Other (specify):	

H9 Indicate filing dates for first-year (freshman) students:

H9	Priority date for filing required financial aid forms:	1/1
H9	Deadline for filing required financial aid forms:	6/30
H9	No deadline for filing required forms (applications processed on a rolling basis):	

H10 Indicate notification dates for first-year (freshman) students (answer a or b):

H10	a) Students notified on or about (date):		
H10		Yes	No
H10	b) Students notified on a rolling basis:	x	
H10	If yes, starting date:	3/31	

H11 Indicate reply dates:

H11	Students must reply by (date):	
H11	or within _____ weeks of notification.	

Types of Aid Available

Please check off all types of aid available to undergraduates at your institution:

H12 Loans

H12 FEDERAL DIRECT STUDENT LOAN PROGRAM (DIRECT LOAN)

H12	Direct Subsidized Stafford Loans	x
H12	Direct Unsubsidized Stafford Loans	x
H12	Direct PLUS Loans	x

H12	Federal Perkins Loans	x
H12	Federal Nursing Loans	
H12	State Loans	
H12	College/university loans from institutional funds	x
H12	Other (specify):	

H13 Scholarships and Grants

H13 NEED-BASED:

H13	Federal Pell	X
H13	SEOG	X
H13	State scholarships/grants	X
H13	Private scholarships	X
H13	College/university scholarship or grant aid from institutional funds	X
H13	United Negro College Fund	X
H13	Federal Nursing Scholarship	
H13	Other (specify):	

--

H14 Check off criteria used in awarding institutional aid. Check all that apply.

H14		Non-Need Based	Need-Based
H14	Academics	X	X
H14	Alumni affiliation		
H14	Art	X	X
H14	Athletics	X	X
H14	Job skills		
H14	ROTC		
H14	Leadership	X	X
H14	Minority status	X	X
H14	Music/drama	X	
H14	Religious affiliation		
H14	State/district residency		

H15

If your institution has recently implemented any major financial aid policy, program, or initiative to make your institution more affordable to incoming students such as replacing loans with grants, or waiving costs for families below a certain income level please provide details below:

--

I. INSTRUCTIONAL FACULTY AND CLASS SIZE

Please report the number of instructional faculty members in each category for Fall 2016. Include faculty who are on your institution's payroll on the census date your institution uses for IPEDS/AAUP.

11

The following definition of full-time instructional faculty is used by the American Association of University Professors (AAUP) in its annual Faculty Compensation Survey (the part time definitions are not used by AAUP). Instructional Faculty is defined as those members of the instructional-research staff whose major regular assignment is instruction, including those with released time for research. Use the chart below to determine inclusions and exclusions:

	Full-time	Part-time
(a) instructional faculty in preclinical and clinical medicine, faculty who are not paid (e. g., those who donate their services or are in the military), or research-only faculty, post-doctoral fellows, or pre-doctoral fellows	Exclude	Include only if they teach one or more non-clinical credit courses
(b) administrative officers with titles such as dean of students, librarian, registrar, coach, and the like, even though they may devote part of their time to classroom instruction and may have faculty status	Exclude	Include if they teach one or more non-clinical credit courses
(c) other administrators/staff who teach one or more non-clinical credit courses even though they do not have faculty status	Exclude	Include
(d) undergraduate or graduate students who assist in the instruction of courses, but have titles such as teaching assistant, teaching fellow, and the like	Exclude	Exclude
(e) faculty on sabbatical or leave with pay	Include	Exclude
(f) faculty on leave without pay	Exclude	Exclude
(g) replacement faculty for faculty on sabbatical leave or leave with pay	Exclude	Include

Full-time instructional faculty: faculty employed on a full-time basis for instruction (including those with released time for research)

Part-time instructional faculty: Adjuncts and other instructors being paid solely for part-time classroom instruction. Also includes full-time faculty teaching less than two semesters, three quarters, two trimesters, or two four-month sessions. Employees who are not considered full-time instructional faculty but who teach one or more non-clinical credit courses may be counted as part-time faculty.

Minority faculty: includes faculty who designate themselves as Black, non-Hispanic; American Indian or Alaska Native; Asian, Native Hawaiian or other Pacific Islander, or Hispanic.

Doctorate: includes such degrees as Doctor of Philosophy, Doctor of Education, Doctor of Juridical Science, and Doctor of Public Health in any field such as arts, sciences, education, engineering, business, and public administration. Also includes terminal degrees formerly designated as "first professional," including dentistry (DDS or DMD), medicine (MD), optometry (OD), osteopathic medicine (DO), pharmacy (DPharm or BPharm), podiatric medicine (DPM), veterinary medicine (DVM), chiropractic (DC or DCM), or law (JD).

Terminal degree: the highest degree in a field: example, M. Arch (architecture) and MFA (master of fine arts).

	Full-Time	Part-Time	Total
11 a) Total number of instructional faculty	1013	765	1778
11 b) Total number who are members of minority groups	272	155	427
11 c) Total number who are women	465	403	868
11 d) Total number who are men	548	362	910
11 e) Total number who are nonresident aliens (international)	35	37	72
11 f) Total number with doctorate, or other terminal degree			

11	g)	Total number whose highest degree is a master's but not a terminal master's			
11	h)	Total number whose highest degree is a bachelor's			
11	i)	Total number whose highest degree is unknown or other (Note: Items f, g, h, and i must sum up to item a.)			
11	j)	Total number in stand-alone graduate/ professional programs in which faculty teach virtually only graduate-level students	51	38	89

12 Student to Faculty Ratio

Report the Fall 2016 ratio of full-time equivalent students (full-time plus 1/3 part time) to full-time equivalent instructional faculty (full time plus 1/3 part time). In the ratio calculations, exclude both faculty and students in stand-alone graduate or professional programs such as medicine, law, veterinary, dentistry, social work, business, or public health in which faculty teach virtually only graduate-level students. Do not count undergraduate or graduate student teaching assistants as faculty.

12	Fall 2016 Student to Faculty ratio [1]	16	to 1	(based on	19116	students
				and	1229	faculty).

13 Undergraduate Class Size

In the table below, please use the following definitions to report information about the size of classes and class sections offered in the Fall 2016 term.

Class Sections: A class section is an organized course offered for credit, identified by discipline and number, meeting at a stated time or times in a classroom or similar setting, and not a subsection such as a laboratory or discussion session. Undergraduate class sections are defined as any sections in which at least one degree-seeking undergraduate student is enrolled for credit. Exclude distance learning classes and noncredit classes and individual instruction such as dissertation or thesis research, music instruction, or one-to-one readings. Exclude students in independent study, co-operative programs, internships, foreign language taped tutor sessions, practicums, and all students in one-on-one classes. Each class section should be counted only once and should not be duplicated because of course catalog cross-listings.

Class Subsections: A class subsection includes any subsection of a course, such as laboratory, recitation, and discussion subsections that are supplementary in nature and are scheduled to meet separately from the lecture portion of the course. Undergraduate subsections are defined as any subsections of courses in which degree-seeking undergraduate students enrolled for credit. As above, exclude noncredit classes and individual instruction such as dissertation or thesis research, music instruction, or one-to-one readings. Each class subsection should be counted only once and should not be duplicated because of cross-listings.

Using the above definitions, please report for each of the following class-size intervals the number of class sections and class subsections offered in Fall 2016. For example, a lecture class with 800 students who met at another time in 40 separate labs with 20 students should be counted once in the "100+" column in the class section column and 40 times under the "20-29" column of the class subsections table.

13 Number of Class Sections with Undergraduates Enrolled

13 Undergraduate Class Size (provide numbers)

13	CLASS SECTIONS	2-9	10-19	20-29	30-39	40-49	50-99	100+	Total
13		688	794	662	302	133	162	50	2791

13	CLASS SUB-SECTIONS	2-9	10-19	20-29	30-39	40-49	50-99	100+	Total
13		136	234	256	44	1	1	0	672

J. DEGREES CONFERRED

J1 Degrees conferred between July 1, 2015 and June 30, 2016

J1 For each of the following discipline areas, provide the percentage of diplomas/certificates, associate, and bachelor's degrees awarded. To determine the percentage, use majors, not headcount (e.g., students with one degree but a double major will be represented twice). Calculate the percentage from your institution's IPEDS Completions by using the sum of 1st and 2nd majors for each CIP code as the numerator and the sum of the Grand Total by 1st Majors and the Grand Total by 2nd major as the denominator. If you prefer, you can compute the percentages using 1st majors only.

J1	Category	Diploma/Certificates	Associate	Bachelor's	CIP 2010 Categories to Include
J1	Agriculture			0.0%	1
J1	Natural resources and conservation			0.2%	3
J1	Architecture			0.0%	4
J1	Area, ethnic, and gender studies			0.7%	5
J1	Communication/journalism			4.5%	9
J1	Communication technologies			0.0%	10
J1	Computer and information sciences			1.9%	11
J1	Personal and culinary services			1.0%	12
J1	Education			6.1%	13
J1	Engineering			6.3%	14
J1	Engineering technologies			1.2%	15
J1	Foreign languages, literatures, and linguistics			1.8%	16
J1	Family and consumer sciences			3.4%	19
J1	Law/legal studies			0.0%	22
J1	English			1.8%	23
J1	Liberal arts/general studies			0.0%	24
J1	Library science			0.0%	25
J1	Biological/life sciences			5.9%	26
J1	Mathematics and statistics			0.9%	27
J1	Military science and military technologies			0.0%	28 & 29
J1	Interdisciplinary studies			0.0%	30
J1	Parks and recreation			0.0%	31
J1	Philosophy and religious studies			0.4%	38
J1	Theology and religious vocations			0.0%	39
J1	Physical sciences			2.4%	40
J1	Science technologies			0.0%	41
J1	Psychology			12.2%	42
J1	Homeland Security, law enforcement, firefighting, and protective services			3.4%	43
J1	Public administration and social services			4.6%	44
J1	Social sciences			5.4%	45
J1	Construction trades			0.0%	46
J1	Mechanic and repair technologies			0.0%	47
J1	Precision production			0.0%	48
J1	Transportation and materials moving			0.0%	49
J1	Visual and performing arts			6.3%	50
J1	Health professions and related programs			10.4%	51
J1	Business/marketing			18.1%	52
J1	History			1.0%	54
J1	Other			0.0%	
J1	TOTAL (should = 100%)	0.00%	0.00%	100.00%	

Common Data Set Definitions

All definitions related to the financial aid section appear at the end of the Definitions document.

Items preceded by an asterisk (*) represent definitions agreed to among publishers which do not appear on the CDS document but may be present on individual publishers' surveys.

* **Academic advisement:** Plan under which each student is assigned to a faculty member or a trained adviser, who, through regular meetings, helps the student plan and implement immediate and long-term academic and vocational goals.

Accelerated program: Completion of a college program of study in fewer than the usual number of years, most often by attending summer sessions and carrying extra courses during the regular academic term.

Admitted student: Applicant who is offered admission to a degree-granting program at your institution.

* **Adult student services:** Admission assistance, support, orientation, and other services expressly for adults who have started college for the first time, or who are re-entering after a lapse of a few years.

American Indian or Alaska Native: A person having origins in any of the original peoples of North and South America (including Central America) and maintaining tribal affiliation or community attachment.

Applicant (first-time, first year): An individual who has fulfilled the institution's requirements to be considered for admission (including payment or waiving of the application fee, if any) and who has been notified of one of the following actions: admission, nonadmission, placement on waiting list, or application withdrawn (by applicant or institution).

Application fee: That amount of money that an institution charges for processing a student's application for acceptance. This amount is *not* creditable toward tuition and required fees, nor is it refundable if the student is not admitted to the institution.

Asian: A person having origins in any of the original peoples of the Far East, Southeast Asia, or the Indian subcontinent, including, for example, Cambodia, China, India, Japan, Korea, Malaysia, Pakistan, the Philippine Islands, Thailand, and Vietnam.

Associate degree: An award that normally requires at least two but less than four years of full-time equivalent college work.

Bachelor's degree: An award (baccalaureate or equivalent degree, as determined by the Secretary of the U.S. Department of Education) that normally requires at least four years but *not* more than five years of full-time equivalent college-level work. This includes ALL bachelor's degrees conferred in a five-year cooperative (work-study plan) program. (A cooperative plan provides for alternate class attendance and employment in business, industry, or government; thus, it allows students to combine actual work experience with their college studies.) Also, it includes bachelor's degrees in which the normal four years of work are completed in three years.

Black or African American: A person having origins in any of the black racial groups of Africa.

Board (charges): Assume average cost for 19 meals per week or the maximum meal plan.

Books and supplies (costs): Average cost of books and supplies. Do not include unusual costs for special groups of students (e.g., engineering or art majors), unless they constitute the majority of students at your institution.

Calendar system: The method by which an institution structures most of its courses for the academic year.

Campus Ministry: Religious student organizations (denominational or nondenominational) devoted to fostering religious life on college campuses. May also refer to Campus Crusade for Christ, an interdenominational Christian organization.

*** Career and placement services:** A range of services, including (often) the following: coordination of visits of employers to campus; aptitude and vocational testing; interest inventories, personal counseling; help in resume writing, interviewing, launching the job search; listings for those students desiring employment and those seeking permanent positions; establishment of a permanent reference folder; career resource materials.

Carnegie units: One year of study or the equivalent in a secondary school subject.

Certificate: See Postsecondary award, certificate, or diploma.

Class rank: The relative numerical position of a student in his or her graduating class, calculated by the high school on the basis of grade-point average, whether weighted or unweighted.

College-preparatory program: Courses in academic subjects (English, history and social studies, foreign languages, mathematics, science, and the arts) that stress preparation for college or university study.

Common Application: The standard application form distributed by the National Association of Secondary School Principals for a large number of private colleges who are members of the Common Application Group.

*** Community service program:** Referral center for students wishing to perform volunteer work in the community or participate in volunteer activities coordinated by academic departments.

Commuter: A student who lives off campus in housing that is not owned by, operated by, or affiliated with the college. This category includes students who commute from home and students who have moved to the area to attend college.

Contact hour: A unit of measure that represents an hour of scheduled instruction given to students. Also referred to as clock hour.

Continuous basis (for program enrollment): A calendar system classification that is used by institutions that enroll students at any time during the academic year. For example, a cosmetology school or a word processing school might allow students to enroll and begin studies at various times, with no requirement that classes begin on a certain date.

Cooperative education program: A program that provides for alternate class attendance and employment in business, industry, or government.

Cooperative housing: College-owned, -operated, or -affiliated housing in which students share room and board expenses and participate in household chores to reduce living expenses.

*** Counseling service:** Activities designed to assist students in making plans and decisions related to their education, career, or personal development.

Credit: Recognition of attendance or performance in an instructional activity (course or program) that can be applied by a recipient toward the requirements for a degree, diploma, certificate, or other formal award.

Credit course: A course that, if successfully completed, can be applied toward the number of courses required for achieving a degree, diploma, certificate, or other formal award.

Credit hour: A unit of measure representing an hour (50 minutes) of instruction over a 15-week period in a semester or trimester system or a 10-week period in a quarter system. It is applied toward the total number of hours needed for completing the requirements of a degree, diploma, certificate, or other formal award.

Cross-registration: A system whereby students enrolled at one institution may take courses at another institution without having to apply to the second institution.

Deferred admission: The practice of permitting admitted students to postpone enrollment, usually for a period of one academic term or one year.

Degree: An award conferred by a college, university, or other postsecondary education institution as official recognition for the successful completion of a program of studies.

Degree-seeking students: Students enrolled in courses for credit who are recognized by the institution as seeking a degree or formal award. At the undergraduate level, this is intended to include students enrolled in vocational or occupational programs.

Differs by program (calendar system): A calendar system classification that is used by institutions that have occupational/vocational programs of varying length. These schools may enroll students at specific times depending on the program desired. For example, a school might offer a two-month program in January, March, May, September, and November; and a three-month program in January, April, and October.

Diploma: See Postsecondary award, certificate, or diploma.

Distance learning: An option for earning course credit at off-campus locations via cable television, internet, satellite classes, videotapes, correspondence courses, or other means.

Doctor's degree-research/scholarship: A Ph.D. or other doctor's degree that requires advanced work beyond the master's level, including the preparation and defense of a dissertation based on original research, or the planning and execution of an original project demonstrating substantial artistic or scholarly achievement. Some examples of this type of degree may include Ed.D., D.M.A., D.B.A., D.Sc., D.A., or D.M., and others, as designated by the awarding institution.

Doctor's degree-professional practice: A doctor's degree that is conferred upon completion of a program providing the knowledge and skills for the recognition, credential, or license required for professional practice. The degree is awarded after a period of study such that the total time to the degree, including both pre-professional and professional preparation, equals at least six full-time equivalent academic years. Some of these degrees were formerly classified as "first-professional" and may include: Chiropractic (D.C. or D.C.M.); Dentistry (D.D.S. or D.M.D.); Law (L.L.B. or J.D.); Medicine (M.D.); Optometry (O.D.); Osteopathic Medicine (D.O.); Pharmacy (Pharm.D.); Podiatry (D. P.M., Pod.D., D.P.); or, Veterinary Medicine (D.V.M.), and others, as designated by the awarding institution.

Doctor's degree-other: A doctor's degree that does not meet the definition of a doctor's degree - research/scholarship or a doctor's degree - professional practice.

Double major: Program in which students may complete two undergraduate programs of study simultaneously.

Dual enrollment: A program through which high school students may enroll in college courses while still enrolled in high school. Students are not required to apply for admission to the college in order to participate.

Early action plan: An admission plan that allows students to apply and be notified of an admission decision well in advance of the regular notification dates. If admitted, the candidate is not committed to enroll; the student may reply to the offer under the college's regular reply policy.

Early admission: A policy under which students who have not completed high school are admitted and enroll full time in college, usually after completion of their junior year.

Early decision plan: A plan that permits students to apply and be notified of an admission decision (and financial aid offer if applicable) well in advance of the regular notification date. Applicants agree to accept an offer of admission and, if admitted, to withdraw their applications from other colleges. There are three possible decisions for early decision applicants: admitted, denied, or not admitted but forwarded for consideration with the regular applicant pool, without prejudice.

English as a Second Language (ESL): A course of study designed specifically for students whose native language is not English.

Exchange student program-domestic: Any arrangement between a student and a college that permits study for a semester or more at another college in the United States without extending the amount of time required for a degree. See also Study abroad.

External degree program: A program of study in which students earn credits toward a degree through independent study, college courses, proficiency examinations, and personal experience. External degree programs require minimal or no classroom attendance.

Extracurricular activities (as admission factor): Special consideration in the admissions process given for participation in both school and nonschool-related activities of interest to the college, such as clubs, hobbies, student government, athletics, performing arts, etc.

First-time student: A student attending any institution for the first time at the level enrolled. Includes students enrolled in the fall term who attended a postsecondary institution for the first time at the same level in the prior summer term. Also includes students who entered with advanced standing (college credit earned before graduation from high school).
First-time, first-year (freshman) student: A student attending any institution for the first time at the undergraduate level. Includes students enrolled in the fall term who attended college for the first time in the prior summer term. Also includes students who entered with advanced standing (college credits earned before graduation from high school).
First-year student: A student who has completed less than the equivalent of 1 full year of undergraduate work; that is, less than 30 semester hours (in a 120-hour degree program) or less than 900 contact hours.
Freshman: A first-year undergraduate student.
*Freshman/new student orientation: Orientation addressing the academic, social, emotional, and intellectual issues involved in beginning college. May be a few hours or a few days in length; at some colleges, there is a fee.
Full-time student (undergraduate): A student enrolled for 12 or more semester credits, 12 or more quarter credits, or 24 or more contact hours a week each term.
Geographical residence (as admission factor): Special consideration in the admission process given to students from a particular region, state, or country of residence.
Grade-point average (academic high school GPA): The sum of grade points a student has earned in secondary school divided by the number of courses taken. The most common system of assigning numbers to grades counts four points for an A, three points for a B, two points for a C, one point for a D, and no points for an E or F. Unweighted GPA's assign the same weight to each course. Weighting gives students additional points for their grades in advanced or honors courses.
Graduate student: A student who holds a bachelor's or equivalent, and is taking courses at the post-baccalaureate level.
* Health services: Free or low cost on-campus primary and preventive health care available to students.
High school diploma or recognized equivalent: A document certifying the successful completion of a prescribed secondary school program of studies, or the attainment of satisfactory scores on the Tests of General Educational Development (GED), or another state-specified examination.
Hispanic or Latino: A person of Mexican, Puerto Rican, Cuban, South or Central American, or other Spanish culture or origin, regardless of race.
Honors program: Any special program for very able students offering the opportunity for educational enrichment, independent study, acceleration, or some combination of these.
Independent study: Academic work chosen or designed by the student with the approval of the department concerned, under an instructor's supervision, and usually undertaken outside of the regular classroom structure.
In-state tuition: The tuition charged by institutions to those students who meet the state's or institution's residency requirements.
International student: See Nonresident alien.
International student group: Student groups that facilitate cultural dialogue, support a diverse campus, assist international students in acclimation and creating a social network.
Internship: Any short-term, supervised work experience usually related to a student's major field, for which the student earns academic credit. The work can be full- or part-time, on- or off-campus, paid or unpaid.
* Learning center: Center offering assistance through tutors, workshops, computer programs, or audiovisual equipment in reading, writing, math, and skills such as taking notes, managing time, taking tests.
* Legal services: Free or low cost legal advice for a range of issues (personal and other).
Liberal arts/career combination: Program in which a student earns undergraduate degrees in two separate fields, one in a liberal arts major and the other in a professional or specialized major, whether on campus or through cross-registration.

Master's degree: An award that requires the successful completion of a program of study of generally one or two full-time equivalent academic years of work beyond the bachelor's degree. Some of these degrees, such as those in Theology (M.Div., M.H.L./Rav) that were formerly classified as "first-professional", may require more than two full-time equivalent academic years of work.

Minority affiliation (as admission factor): Special consideration in the admission process for members of designated racial/ethnic minority groups.

* **Minority student center:** Center with programs, activities, and/or services intended to enhance the college experience of students of color.

Model United Nations: A simulation activity focusing on conflict resolution, globalization, and diplomacy. Assuming roles as foreign ambassadors and "delegates," students conduct research, engage in debate, draft resolutions, and may participate in a national Model UN conference.

Native Hawaiian or Other Pacific Islander: A person having origins in any of the original peoples of Hawaii, Guam, Samoa, or other Pacific Islands.

Nonresident alien: A person who is not a citizen or national of the United States and who is in this country on a visa or temporary basis and does not have the right to remain indefinitely.

* **On-campus day care:** Licensed day care for students' children (usually age 3 and up); usually for a fee.

Open admission: Admission policy under which virtually all secondary school graduates or students with GED equivalency diplomas are admitted without regard to academic record, test scores, or other qualifications.

Other expenses (costs): Include average costs for clothing, laundry, entertainment, medical (if not a required fee), and furnishings.

Out-of-state tuition: The tuition charged by institutions to those students who do not meet the institution's or state's residency requirements.

Part-time student (undergraduate): A student enrolled for fewer than 12 credits per semester or quarter, or fewer than 24 contact hours a week each term.

* **Personal counseling:** One-on-one or group counseling with trained professionals for students who want to explore personal, educational, or vocational issues.

Post-baccalaureate certificate: An award that requires completion of an organized program of study requiring 18 credit hours beyond the bachelor's; designed for persons who have completed a baccalaureate degree but do not meet the requirements of academic degrees carrying the title of master.

Post-master's certificate: An award that requires completion of an organized program of study of 24 credit hours beyond the master's degree but does not meet the requirements of academic degrees at the doctoral level.

Postsecondary award, certificate, or diploma: Includes the following three IPEDS definitions for postsecondary awards, certificates, and diplomas of varying durations and credit/contact hour requirements—

Less Than 1 Academic Year: Requires completion of an organized program of study at the postsecondary level (below the baccalaureate degree) in less than 1 academic year (2 semesters or 3 quarters) or in less than 900 contact hours by a student enrolled full-time.

At Least 1 But Less Than 2 Academic Years: Requires completion of an organized program of study at the postsecondary level (below the baccalaureate degree) in at least 1 but less than 2 full-time equivalent academic years, or designed for completion in at least 30 but less than 60 credit hours, or in at least 900 but less than 1,800 contact hours.

At Least 2 But Less Than 4 Academic Years: Requires completion of an organized program of study at the postsecondary level (below the baccalaureate degree) in at least 2 but less than 4 full-time equivalent academic years, or designed for completion in at least 60 but less than 120 credit hours, or in at least 1,800 but less than 3,600 contact hours.

Private institution: An educational institution controlled by a private individual(s) or by a nongovernmental agency, usually supported primarily by other than public funds, and operated by other than publicly elected or appointed officials.

Private for-profit institution: A private institution in which the individual(s) or agency in control receives compensation, other than wages, rent, or other expenses for the assumption of risk.
Private nonprofit institution: A private institution in which the individual(s) or agency in control receives no compensation, other than wages, rent, or other expenses for the assumption of risk. These include both independent nonprofit schools and those affiliated with a religious organization.
Proprietary institution: See Private for-profit institution.
Public institution: An educational institution whose programs and activities are operated by publicly elected or appointed school officials, and which is supported primarily by public funds.
Quarter calendar system: A calendar system in which the academic year consists of three sessions called quarters of about 12 weeks each. The range may be from 10 to 15 weeks. There may be an additional quarter in the summer.
Race/ethnicity: Category used to describe groups to which individuals belong, identify with, or belong in the eyes of the community. The categories do not denote scientific definitions of anthropological origins. A person may be counted in only one group.
Race/ethnicity unknown: Category used to classify students or employees whose race/ethnicity is not known and whom institutions are unable to place in one of the specified racial/ethnic categories.
Religious affiliation/commitment (as admission factor): Special consideration given in the admission process for affiliation with a certain church or faith/religion, commitment to a religious vocation, or observance of certain religious tenets/lifestyle.
* Religious counseling: One-on-one or group counseling with trained professionals for students who want to explore religious problems or issues.
* Remedial services: Instructional courses designed for students deficient in the general competencies necessary for a regular postsecondary curriculum and educational setting.
Required fees: Fixed sum charged to students for items not covered by tuition and required of such a large proportion of all students that the student who does NOT pay is the exception. Do not include application fees or optional fees such as lab fees or parking fees.
Resident alien or other eligible non-citizen: A person who is not a citizen or national of the United States and who has been admitted as a legal immigrant for the purpose of obtaining permanent resident alien status (and who holds either an alien registration card [Form I-551 or I-151], a Temporary Resident Card [Form I-688], or an Arrival-Departure Record [Form I-94] with a notation that conveys legal immigrant status, such as Section 207 Refugee, Section 208 Asylee, Conditional Entrant Parolee or Cuban-Haitian).
Room and board (charges)—on campus: Assume double occupancy in institutional housing and 19 meals per week (or maximum meal plan).
Secondary school record (as admission factor): Information maintained by the secondary school that may include such things as the student's high school transcript, class rank, GPA, and teacher and counselor recommendations.
Semester calendar system: A calendar system that consists of two semesters during the academic year with about 16 weeks for each semester of instruction. There may be an additional summer session.
Student-designed major: A program of study based on individual interests, designed with the assistance of an adviser.
Study abroad: Any arrangement by which a student completes part of the college program studying in another country. Can be at a campus abroad or through a cooperative agreement with some other U.S. college or an institution of another country.
* Summer session: A summer session is shorter than a regular semester and not considered part of the academic year. It is not the third term of an institution operating on a trimester system or the fourth term of an institution operating on a quarter calendar system. The institution may have 2 or more sessions occurring in the summer months. Some schools, such as vocational and beauty schools, have year-round classes with no separate summer session.
Talent/ability (as admission factor): Special consideration given to students with demonstrated talent/abilities in areas of interest to the institution (e.g., sports, the arts, languages, etc.).

Teacher certification program: Program designed to prepare students to meet the requirements for certification as teachers in elementary, middle/junior high, and secondary schools.
Transfer applicant: An individual who has fulfilled the institution's requirements to be considered for admission (including payment or waiving of the application fee, if any) and who has previously attended another college or university and earned college-level credit.
Transfer student: A student entering the institution for the first time but known to have previously attended a postsecondary institution at the same level (e.g., undergraduate). The student may transfer with or without credit.
Transportation (costs): Assume two round trips to student's hometown per year for students in institutional housing or daily travel to and from your institution for commuter students.
Trimester calendar system: An academic year consisting of 3 terms of about 15 weeks each.
Tuition: Amount of money charged to students for instructional services. Tuition may be charged per term, per course, or per credit.
* Tutoring: May range from one-on-one tutoring in specific subjects to tutoring in an area such as math, reading, or writing. Most tutors are college students; at some colleges, they are specially trained and certified.
Unit: a standard of measurement representing hours of academic instruction (e.g., semester credit, quarter credit, contact hour).
Undergraduate: A student enrolled in a four- or five-year bachelor's degree program, an associate degree program, or a vocational or technical program below the baccalaureate.
* Veteran's counseling: Helps veterans and their dependents obtain benefits for their selected program and provides certifications to the Veteran's Administration. May also provide personal counseling on the transition from the military to a civilian life.
* Visually impaired: Any person whose sight loss is not correctable and is sufficiently severe as to adversely affect educational performance.
Volunteer work (as admission factor): Special consideration given to students for activity done on a volunteer basis (e.g., tutoring, hospital care, working with the elderly or disabled) as a service to the community or the public in general.
Wait list: List of students who meet the admission requirements but will only be offered a place in the class if space becomes available.
Weekend college: A program that allows students to take a complete course of study and attend classes only on weekends.
White: A person having origins in any of the original peoples of Europe, the Middle East, or North Africa.
* Women's center: Center with programs, academic activities, and/or services intended to promote an understanding of the evolving roles of women.
Work experience (as admission factor): Special consideration given to students who have been employed prior to application, whether for relevance to major, demonstration of employment-related skills, or as explanation of student's academic and extracurricular record.
Financial Aid Definitions
Awarded aid: The dollar amounts offered to financial aid applicants.
External scholarships and grants: Scholarships and grants received from outside (private) sources that students bring with them (e.g., Kiwanis, National Merit scholarships). The institution may process paperwork to receive the dollars, but it has no role in determining the recipient or the dollar amount awarded.
Financial aid applicant: Any applicant who submits any one of the institutionally required financial aid applications/forms, such as the FAFSA.
Indebtedness: Aggregate dollar amount borrowed through any loan program (federal, state, subsidized, unsubsidized, private, etc.; excluding parent loans) while the student was enrolled at an institution. Student loans co-signed by a parent are assumed to be the responsibility of the student and should be included.

Institutional scholarships and grants: Endowed scholarships, annual gifts and tuition funded grants for which the institution determines the recipient.

Financial need: As determined by your institution using the federal methodology and/or your institution's own standards.

Need-based aid: College-funded or college-administered award from institutional, state, federal, or other sources for which a student must have financial need to qualify. This includes both institutional and noninstitutional student aid (grants, jobs, and loans).

Need-based scholarship or grant aid: Scholarships and grants from institutional, state, federal, or other sources for which a student must have financial need to qualify.

Need-based self-help aid: Loans and jobs from institutional, state, federal, or other sources for which a student must demonstrate financial need to qualify.

Non-need-based scholarship or grant aid: Scholarships and grants, gifts, or merit-based aid from institutional, state, federal, or other sources (including unrestricted funds or gifts and endowment income) awarded solely on the basis of academic achievement, merit, or any other non-need-based reason. When reporting questions H1 and H2, non-need-based aid that is used to meet need should be counted as need-based aid.

Note: Suggested order of precedence for counting non-need money as need-based:

Non-need institutional grants

Non-need tuition waivers

Non-need athletic awards

Non-need federal grants

Non-need state grants

Non-need outside grants

Non-need student loans

Non-need parent loans


Non-need work


Non-need-based self-help aid: Loans and jobs from institutional, state, or other sources for which a student need not demonstrate financial need to qualify.


Private student loans: A nonfederal loan made by a lender such as a bank, credit union or private lender used to pay for up to the annual cost of education, less any financial aid received.

Work study and employment: Federal and state work study aid, and any employment packaged by your institution in financial aid awards.


Empty rows for reporting financial aid details.























A blank sheet of lined paper with 30 horizontal lines and a vertical margin line on the left side.



[1] Kristy Becker:

Updated 4/12/2017 per Mark's approval to include non-faculty teaching part time in the instructional faculty fte.