



WAYNE STATE
UNIVERSITY

Degrees Awarded 2009-2018

Office of Institutional Research & Analysis
4070 Faculty Administration Building
656 W. Kirby Avenue
Detroit, MI 48202
(313) 577-2001
<http://oira.wayne.edu>

CLASS
OF
2018



Wayne State University Degrees Awarded 2009 - 2018

by IPEDS Year (June 30 - July 1)

Table of Contents

Page	Section A: Summary Tables
1	Degrees awarded by level -- IPEDS Award Year (2009 - 2018)
2	Bachelor's and Master's Degrees awarded by level and college -- IPEDS Award Year (2009 - 2018)
3	Doctoral and First Professional Degrees awarded by level and gender -- IPEDS Award Year (2009 - 2018)
4	Bachelor's Degrees awarded by gender -- IPEDS Award Year (2009 - 2018)
5	Master's Degrees awarded by gender -- IPEDS Award Year (2009 - 2018)
6	Doctoral Degrees awarded by gender -- IPEDS Award Year (2009 - 2018)
7	First Professional - JD Degrees awarded by gender -- IPEDS Award Year (2009 - 2018)
8	First Professional - MD Degrees awarded by gender -- IPEDS Award Year (2009 - 2018)
9	First Professional - PHARMD Degrees awarded by gender -- IPEDS Award Year (2009 - 2018)
10	Degrees awarded by level, gender, and college -- IPEDS Award Year (2009 - 2018)
12	Bachelor's, Masters, and Doctoral Degrees awarded by level and race/ethnicity -- IPEDS Award Year (2009 - 2018)
13	First Professional Degrees awarded by level and race/ethnicity -- IPEDS Award Year (2009 - 2018)
14	Graduate degrees awarded by new degree levels and gender and race/ethnicity -- IPEDS Award Year (2009 - 2018)
19	Degrees awarded by level and CIP (Classification of Instructional Program, 2 digit) -- IPEDS Award Year (2009 - 2018)
22	Degrees awarded by level, gender, and CIP (2 digit) -- IPEDS Award Year (2009 - 2018)
	Section B: Top Ten Tables
25	Top Ten Programs graduating the most women by level -- IPEDS Award Year (2009 - 2018)
26	Top Ten Programs graduating the most men by level -- IPEDS Award Year (2009 - 2018)
27	Top Ten Programs graduating the most Underrepresented Minorities by level -- IPEDS Award Year (2009 - 2018)
28	Top Ten Programs graduating the most Asians by level -- IPEDS Award Year (2009 - 2018)
29	Top Ten Programs graduating the most internationals by level -- IPEDS Award Year (2009 - 2018)
30	Top Ten Programs graduating the most whites by level -- IPEDS Award Year (2009 - 2018)
31	Top Ten Programs graduating the most race/ethnicity unknown by level -- IPEDS Award Year (2009 - 2018)
	Section C: Baccalaureate Degrees awarded by college, program, gender, and ethnicity
32	Baccalaureate Degrees awarded, IPEDS Award Year 2009
34	Baccalaureate Degrees awarded, IPEDS Award Year 2010
36	Baccalaureate Degrees awarded, IPEDS Award Year 2011
38	Baccalaureate Degrees awarded, IPEDS Award Year 2012
40	Baccalaureate Degrees awarded, IPEDS Award Year 2013
42	Baccalaureate Degrees awarded, IPEDS Award Year 2014
44	Baccalaureate Degrees awarded, IPEDS Award Year 2015
46	Baccalaureate Degrees awarded, IPEDS Award Year 2016
48	Baccalaureate Degrees awarded, IPEDS Award Year 2017
50	Baccalaureate Degrees awarded, IPEDS Award Year 2018





Wayne State University Degrees Awarded 2009 - 2018

by IPEDS Year (June 30 - July 1)

Table of Contents

Section D: Graduate Degrees (2010 Award Levels) awarded by college, program, gender, and ethnicity

52	Graduate Degrees awarded, IPEDS Award Year 2009
60	Graduate Degrees awarded, IPEDS Award Year 2010
68	Graduate Degrees awarded, IPEDS Award Year 2011
75	Graduate Degrees awarded, IPEDS Award Year 2012
82	Graduate Degrees awarded, IPEDS Award Year 2013
89	Graduate Degrees awarded, IPEDS Award Year 2014
96	Graduate Degrees awarded, IPEDS Award Year 2015
103	Graduate Degrees awarded, IPEDS Award Year 2016
110	Graduate Degrees awarded, IPEDS Award Year 2017
118	Graduate Degrees awarded, IPEDS Award Year 2018

*The historical degree totals may not exactly match the totals reported to IPEDS because of post-dated degrees and certificates. This report includes all post-dated degrees by the post-dated graduation date. Starting in 2012, IR captured a frozen copy of detailed IPEDS degree information. All degree award information was pulled from that table.

Section E: STEM Degrees awarded

124	STEM Degrees awarded by level -- IPEDS Award Year 2009 - 2018
125	STEM Degrees awarded by level, gender, and college -- IPEDS Award Year 2009 - 2018
126	STEM Bachelor's Degrees awarded by level, gender, and CIP (6 digit) -- IPEDS Award Year 2009 - 2018
129	STEM Master's Degrees awarded by level, gender, and CIP (6 digit) -- IPEDS Award Year 2009 - 2018
132	STEM Doctoral Degrees awarded by level, gender, and CIP (6 digit) -- IPEDS Award Year 2009 - 2018
134	STEM Certificates awarded by level, gender, and CIP (6 digit) -- IPEDS Award Year 2009 - 2018

Section F: STEM Degrees (2010 Award Levels) awarded by college, program, gender, and ethnicity

136	STEM Degrees awarded, IPEDS Award Year 2009
138	STEM Degrees awarded, IPEDS Award Year 2010
140	STEM Degrees awarded, IPEDS Award Year 2011
142	STEM Degrees awarded, IPEDS Award Year 2012
144	STEM Degrees awarded, IPEDS Award Year 2013
146	STEM Degrees awarded, IPEDS Award Year 2014
148	STEM Degrees awarded, IPEDS Award Year 2015
150	STEM Degrees awarded, IPEDS Award Year 2016
152	STEM Degrees awarded, IPEDS Award Year 2017
154	STEM Degrees awarded, IPEDS Award Year 2018

Appendix: STEM programs

166	US Immigration and Customs Enforcement STEM Designated Degree Program List
-----	--



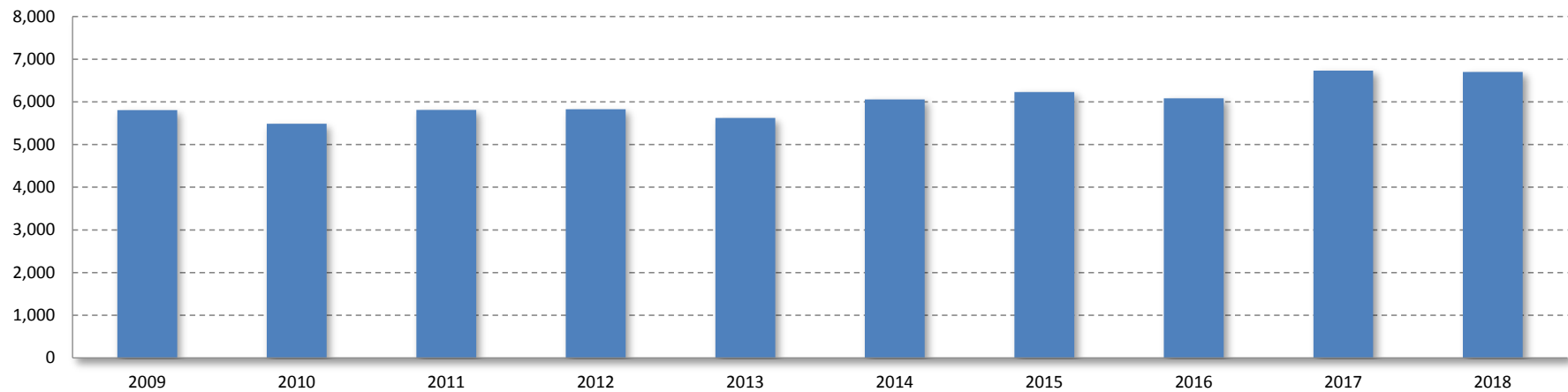
Wayne State University
Degrees Awarded by Level by IPEDS Award Year
2009 through 2018

IPEDS Award Year	Post Secondary Certificates	Baccalaureate Degrees	Post baccalaureate Certificates	Master's Degrees	Post Master's Certificates	Doctoral Degrees	First-Professional Degrees			Total
							JD	MD	PHARMD	
2004	0	2,400	23	2,477	180	196	220	247	42	5,785
2005	0	2,296	17	2,348	127	173	221	237	50	5,469
2006	0	2,151	25	2,377	157	187	225	240	50	5,412
2007	0	2,385	24	2,237	143	212	192	235	59	5,487
2008	0	2,786	34	2,272	162	221	227	246	67	6,015
2009	0	2,637	25	2,208	163	252	182	253	88	5,808
2010	0	2,497	31	2,032	209	221	149	273	77	5,489
2011	0	2,644	17	2,080	202	266	198	316	87	5,810
2012	5	2,638	20	2,150	204	275	165	284	86	5,827
2013	2	2,657	19	1,956	211	275	172	251	79	5,622
2014	2	3,047	37	2,000	166	294	174	267	72	6,059
2015	1	3,180	26	2,046	167	289	136	283	102	6,230
2016	0	3,072	29	2,068	149	278	133	264	92	6,085
2017	0	3,578	23	2,166	168	322	113	268	92	6,730
2018	0	3,384	41	2,268	182	287	143	299	97	6,701
Total	10	29,334	268	20,974	1,821	2,759	1,565	2,758	872	60,361

*"First Professional" degrees are Doctor of Medicine (MD), Doctor of Pharmacy (PharmD), and Juris Doctor (JD).

*Undergraduate Certificates are counted under Post baccalaureate Certificates

WSU Degrees and Certificateds Awarded
2009 through 2018



Wayne State University
Degrees Awarded by Level and College

Bachelor's Degrees Awarded by College 2009 through 2018

IPEDS Award Year	Business	Education	Engineering	Fine Arts	Liberal Arts & Sci	Nursing	Pharmacy	Social Work	Total
2009	446	269	191	329	1,082	150	100	70	2,637
2010	408	256	182	310	1,001	139	112	89	2,497
2011	451	235	165	311	1,207	106	98	71	2,644
2012	426	234	129	329	1,208	92	112	108	2,638
2013	389	193	183	344	1,215	88	128	117	2,657
2014	493	215	189	398	1,447	91	117	97	3,047
2015	469	198	244	432	1,316	88	324	109	3,180
2016	519	190	284	360	1,282	99	214	124	3,072
2017	584	199	310	503	1,480	124	209	169	3,578
2018	637	225	402	407	1,223	142	213	135	3,384
Total	4,822	2,214	2,279	3,723	12,461	1,119	1,627	1,089	29,334

*Degrees conferred under College of Lifelong Learning, College of Urban, Labor, & Metro Affairs, College of Science, and College of Liberal Arts are reported under Liberal Arts & Sciences.

*The Department of Computer Science moved from Liberal Arts & Sciences to Engineering in Fall 2011..

Master's Degrees Awarded by College 2009 through 2018

IPEDS Award Year	Business	Education	Engineering	Fine Arts	Graduate School	Info Sciences	Liberal Arts & Sci	Law	Medicine	Nursing	Pharmacy	Social Work	Total
2009	355	498	301	65	202	0	308	10	68	48	91	262	2,208
2010	345	449	190	87	1	193	278	6	62	86	104	231	2,032
2011	325	432	254	64	0	212	236	17	57	95	94	294	2,080
2012	310	425	253	76	1	198	283	15	69	111	95	314	2,150
2013	281	317	230	67	0	179	291	2	75	118	95	301	1,956
2014	225	394	237	71	0	181	287	3	86	108	116	292	2,000
2015	213	371	359	55	0	187	248	7	69	108	102	327	2,046
2016	203	384	448	52	1	145	227	16	65	74	97	356	2,068
2017	200	322	608	52	0	149	254	4	70	51	113	343	2,166
2018	285	336	584	74	3	151	225	6	97	60	112	335	2,268
Total	2,742	3,928	3,464	663	208	1,595	2,637	86	718	859	1,019	3,055	20,974

*Degrees conferred under College of Lifelong Learning, College of Urban, Labor, & Metro Affairs, College of Science, and College of Liberal Arts are reported under Liberal Arts & Sciences.

*Library & Information Science moved from Graduate School Spring/Summer 2009. It was later renamed Information Sciences in Fall 2017.

*The Department of Computer Science moved from Liberal Arts & Sciences to Engineering in Fall 2011.



Wayne State University
Degrees Awarded by Level

Doctoral Degrees Awarded by College 2009 through 2018

IPEDS Award Year	Business	Education	Engineering	Fine Arts	Graduate School	Liberal Arts & Sci	Medicine	Nursing	Pharmacy	Social Work	Total
2009	0	44	31	7	4	101	28	3	34	0	252
2010	0	23	25	10	4	99	18	6	36	0	221
2011	0	37	27	9	3	114	32	6	34	4	266
2012	2	46	50	8	5	89	21	8	45	1	275
2013	3	44	36	7	5	94	18	22	44	2	275
2014	1	34	56	7	3	111	22	15	44	1	294
2015	2	39	46	7	4	110	26	20	32	3	289
2016	1	40	42	10	4	98	22	16	43	2	278
2017	2	53	35	7	5	129	25	29	36	1	322
2018	6	28	47	8	1	93	29	27	45	3	287
Total	17	388	395	80	38	1038	241	152	393	17	2759

*Doctoral degrees exclude First-Professional (MD, JD, and PharmD).

*Degrees conferred under College of Lifelong Learning, College of Urban, Labor, & Metro Affairs, College of Science, and College of Liberal Arts are reported under Liberal Arts & Sciences.

*The Department of Computer Science moved from Liberal Arts & Sciences to Engineering in Fall 2011.

First-Professional Degrees Awarded by College 2009 through 2018

IPEDS Award Year	Pharmacy	Law	Medicine
	PHARM D	JD	MD
2009	88	182	253
2010	77	149	273
2011	87	198	316
2012	86	165	284
2013	79	172	251
2014	72	174	267
2015	102	136	283
2016	92	133	264
2017	92	113	268
2018	97	143	299



Baccalaureate Degrees Awarded

By Gender

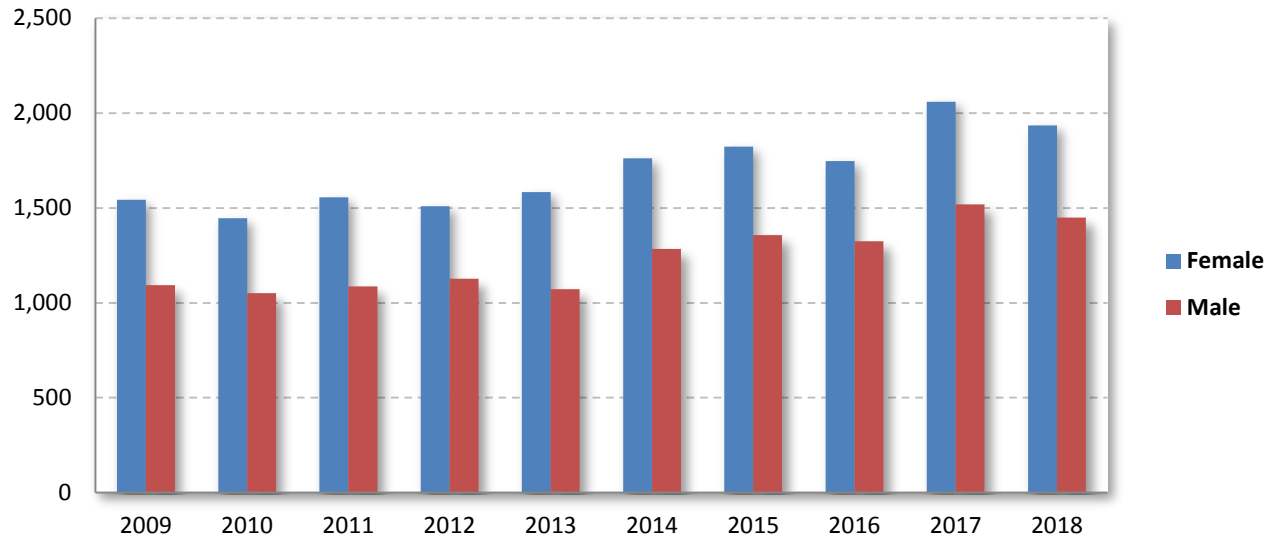
2009 through 2018

IPEDS Award Year	Baccalaureate Degree			Percentage	
	Female	Male	Total	Female	Male
2009	1,544	1,093	2,637	58.55%	41.45%
2010	1,446	1,051	2,497	57.91%	42.09%
2011	1,557	1,087	2,644	58.89%	41.11%
2012	1,510	1,128	2,638	57.24%	42.76%
2013	1,584	1,073	2,657	59.62%	40.38%
2014	1,762	1,285	3,047	57.83%	42.17%
2015	1,823	1,357	3,180	57.33%	42.67%
2016	1,748	1,324	3,072	56.90%	43.10%
2017	2,059	1,519	3,578	57.55%	42.45%
2018	1,935	1,449	3,384	57.18%	42.82%
Grand Total	16,968	12,366	29,334	57.84%	42.16%

Baccalaureate Degrees Awarded

by Gender

2009 through 2018



Master's Degrees Awarded

By Gender

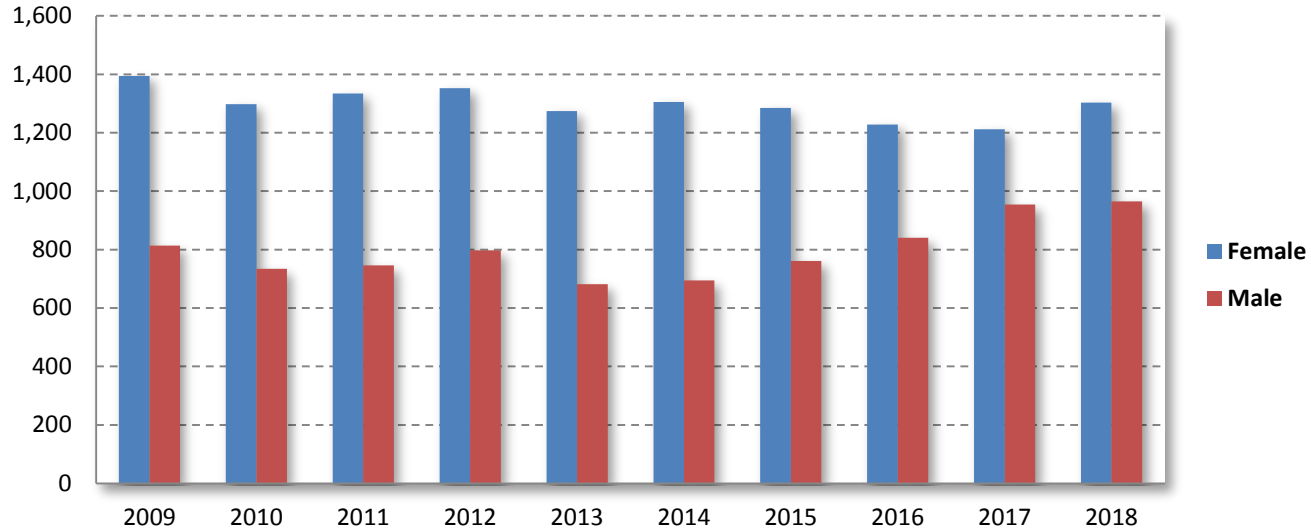
2009 through 2018

IPEDS Award Year	Master's Degree			Percentage	
	Female	Male	Total	Female	Male
2009	1,394	814	2,208	63.13%	36.87%
2010	1,298	734	2,032	63.88%	36.12%
2011	1,334	746	2,080	64.13%	35.87%
2012	1,352	798	2,150	62.88%	37.12%
2013	1,274	682	1,956	65.13%	34.87%
2014	1,305	695	2,000	65.25%	34.75%
2015	1,285	761	2,046	62.81%	37.19%
2016	1,228	840	2,068	59.38%	40.62%
2017	1,212	954	2,166	55.96%	44.04%
2018	1,303	965	2,268	57.45%	42.55%
Grand Total	12,985	7,989	20,974	61.91%	38.09%

Master's Degrees Awarded

By Gender

2009 through 2018



Doctoral Degrees Awarded

By Gender

2009 through 2018

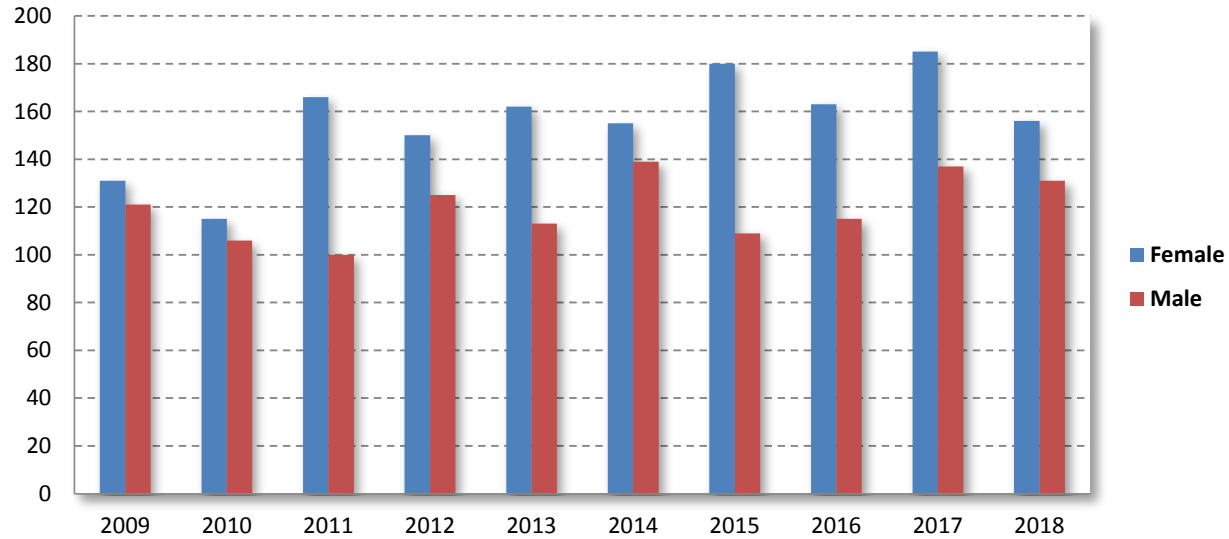
IPEDS Award Year	Doctoral Degree			Percentage	
	Female	Male	Total	Female	Male
2009	131	121	252	51.98%	48.02%
2010	115	106	221	52.04%	47.96%
2011	166	100	266	62.41%	37.59%
2012	150	125	275	54.55%	45.45%
2013	162	113	275	58.91%	41.09%
2014	155	139	294	52.72%	47.28%
2015	180	109	289	62.28%	37.72%
2016	163	115	278	58.63%	41.37%
2017	185	137	322	57.45%	42.55%
2018	156	131	287	54.36%	45.64%
Grand Total	1,563	1,196	2,759	56.65%	43.35%

*Doctoral degrees exclude First-Professional (MD, JD, and PharmD).

Doctoral Degrees Awarded

By Gender

2009 through 2018



First-Professional Degrees - JD's Awarded

By Gender

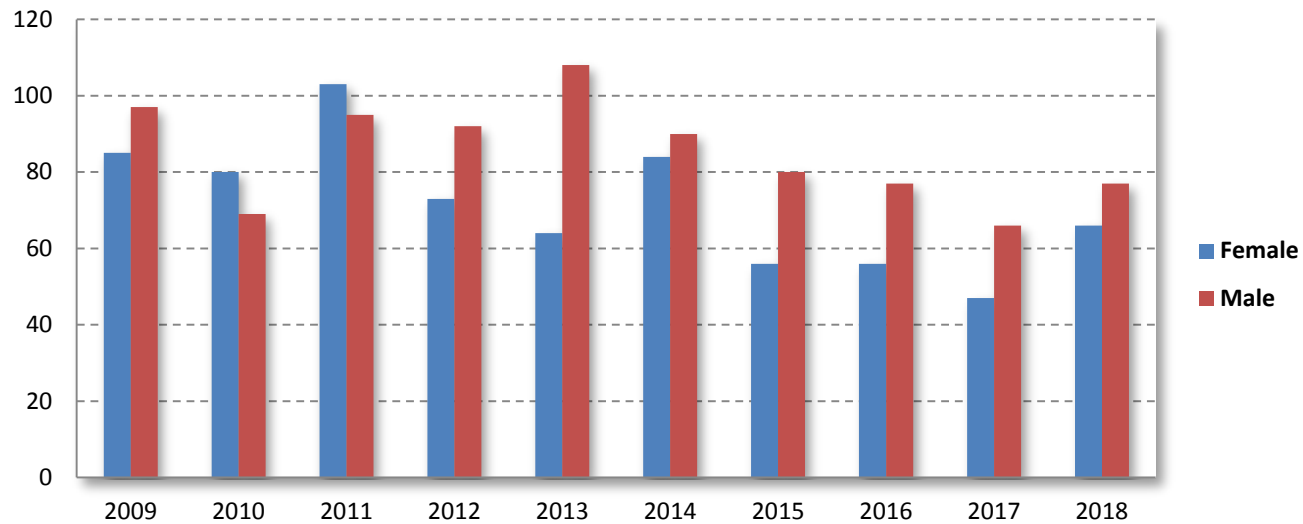
2009 through 2018

IPEDS Award Year	First-Professional Degrees - JD			Percentage	
	Female	Male	Total	Female	Male
2009	85	97	182	46.70%	53.30%
2010	80	69	149	53.69%	46.31%
2011	103	95	198	52.02%	47.98%
2012	73	92	165	44.24%	55.76%
2013	64	108	172	37.21%	62.79%
2014	84	90	174	48.28%	51.72%
2015	56	80	136	41.18%	58.82%
2016	56	77	133	42.11%	57.89%
2017	47	66	113	41.59%	58.41%
2018	66	77	143	46.15%	53.85%
Grand Total	714	851	1,565	45.62%	54.38%

First-Professional Degrees - JD 's Awarded

By Gender

2009 through 2018



First-Professional Degrees - MD's Awarded

By Gender

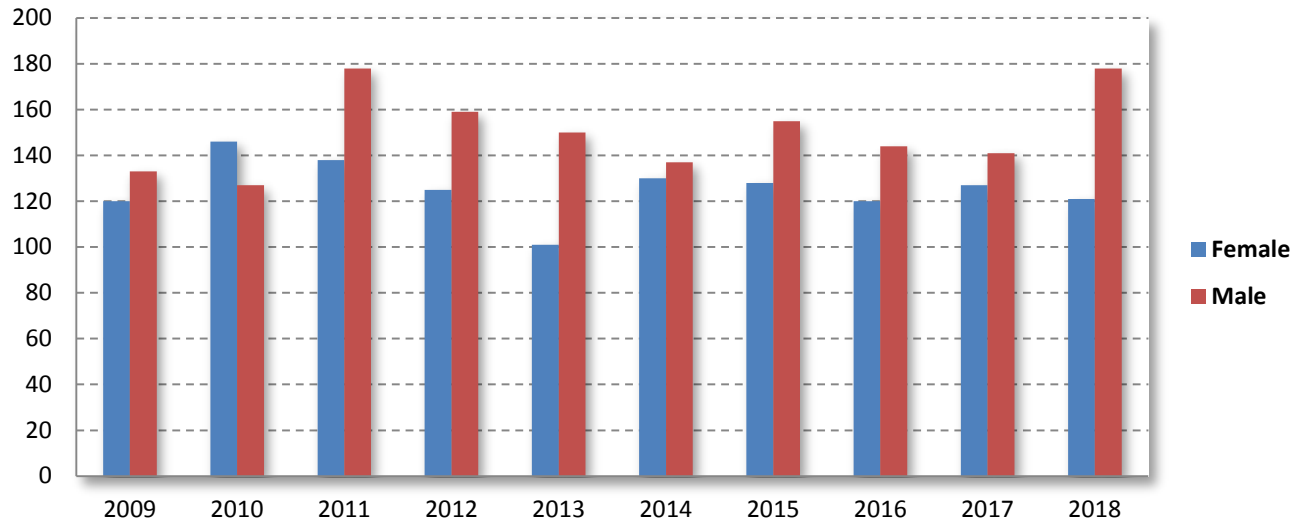
2009 through 2018

IPEDS Award Year	First-Professional Degrees - MD			Percentage	
	Female	Male	Total	Female	Male
2009	120	133	253	47.43%	52.57%
2010	146	127	273	53.48%	46.52%
2011	138	178	316	43.67%	56.33%
2012	125	159	284	44.01%	55.99%
2013	101	150	251	40.24%	59.76%
2014	130	137	267	48.69%	51.31%
2015	128	155	283	45.23%	54.77%
2016	120	144	264	45.45%	54.55%
2017	127	141	268	47.39%	52.61%
2018	121	178	299	40.47%	59.53%
Grand Total	1,256	1,502	2,758	45.54%	54.46%

First-Professional Degree - MD's Awarded

By Gender

2009 through 2018



First-Professional Degrees - PHARMD's Awarded

By Gender

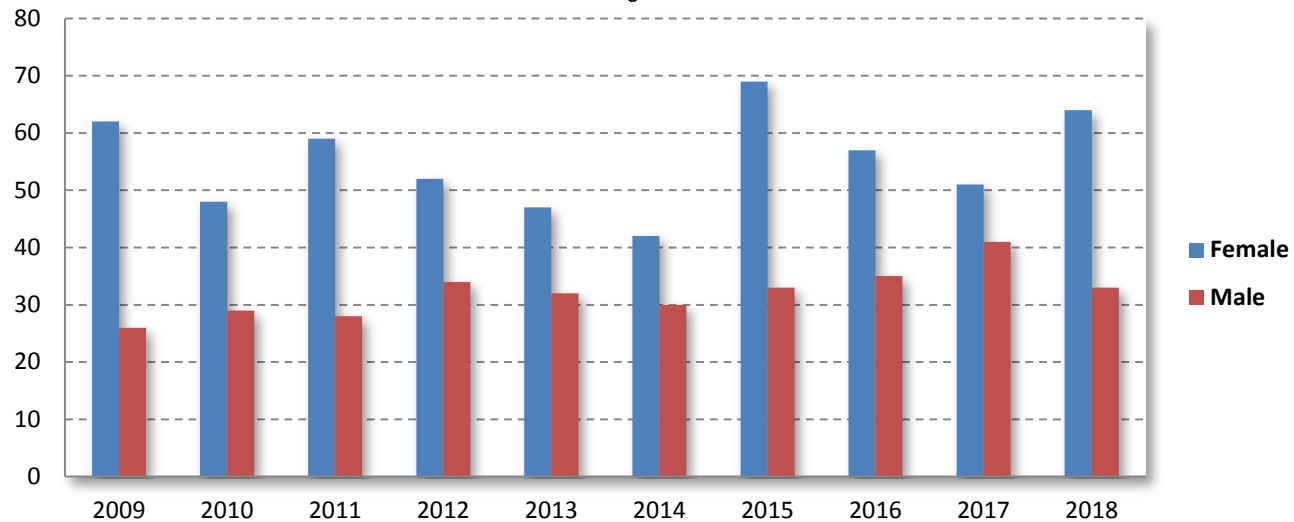
2009 through 2018

IPEDS Award Year	First-Professional Degrees - PHARMD			Percentage	
	Female	Male	Total	Female	Male
2009	62	26	88	70.45%	29.55%
2010	48	29	77	62.34%	37.66%
2011	59	28	87	67.82%	32.18%
2012	52	34	86	60.47%	39.53%
2013	47	32	79	59.49%	40.51%
2014	42	30	72	58.33%	41.67%
2015	69	33	102	67.65%	32.35%
2016	57	35	92	61.96%	38.04%
2017	51	41	92	55.43%	44.57%
2018	64	33	97	65.98%	34.02%
Grand Total	551	321	872	63.19%	36.81%

First-Professional Degree - PHARMD's Awarded

By Gender

2009 through 2018



Wayne State University
Degrees Awarded by Level

Bachelor's Degrees Awarded by College 2009 through 2018

IPEDS Award Year	Business		Education		Engineering		Fine Arts		Liberal Arts & Sci		Nursing		Pharmacy		Social Work		Total		Grand Total
	F	M	F	M	F	M	F	M	F	M	F	M	F	M	F	M	F	M	
2009	216	230	189	80	36	155	214	115	630	452	121	29	74	26	64	6	1,544	1,093	2,637
2010	175	233	190	66	28	154	185	125	592	409	112	27	87	25	77	12	1,446	1,051	2,497
2011	203	248	170	65	30	135	189	122	757	450	79	27	69	29	60	11	1,557	1,087	2,644
2012	153	273	167	67	19	110	206	123	731	477	74	18	74	38	86	22	1,510	1,128	2,638
2013	184	205	137	56	29	154	210	134	755	460	73	15	89	39	107	10	1,584	1,073	2,657
2014	230	263	154	61	26	163	235	163	879	568	74	17	82	35	82	15	1,762	1,285	3,047
2015	220	249	139	59	35	209	283	149	778	538	71	17	204	120	93	16	1,823	1,357	3,180
2016	226	293	130	60	60	224	217	143	782	500	74	25	150	64	109	15	1,748	1,324	3,072
2017	241	343	126	73	51	259	339	164	901	579	107	17	140	69	154	15	2,059	1,519	3,578
2018	260	377	139	86	88	314	273	134	798	425	115	27	146	67	116	19	1,935	1,449	3,384
Grand Total	2,108	2,943	1,789	777	444	2,044	2,563	1,522	8,306	5,289	1,023	236	1,175	541	1,014	147	18,621	13,499	32,120

*Degrees conferred under College of Lifelong Learning, College of Urban, Labor, & Metro Affairs, College of Science, and College of Liberal Arts are reported under Liberal Arts & Sciences.

*The Department of Computer Science moved from Liberal Arts & Sciences to Engineering in Fall 2011.

Master's Degrees Awarded by College 2009 through 2018

IPEDS Award Year	Business		Education		Engineering		Fine Arts		Graduate School		Info Sciences		Liberal Arts & Sci		Law		Medicine		Nursing		Pharmacy		Social Work		Total		Grand Total
	F	M	F	M	F	M	F	M	F	M	F	M	F	M	F	M	F	M	F	M	F	M	F	M	F	M	
2009	154	201	363	135	61	240	46	19	169	33	0	0	195	113	8	2	44	24	46	2	68	23	240	22	1,394	814	2,208
2010	144	201	317	132	39	151	55	32	0	1	166	27	171	107	4	2	30	32	77	9	87	17	208	23	1,298	734	2,032
2011	141	184	326	106	68	186	41	23	0	0	156	56	149	87	7	10	27	30	87	8	66	28	266	28	1,334	746	2,080
2012	119	191	307	118	63	190	47	29	0	1	149	49	178	105	4	11	39	30	97	14	71	24	278	36	1,352	798	2,150
2013	134	147	232	85	47	183	43	24	0	0	139	40	189	102	1	1	32	43	112	6	75	20	270	31	1,274	682	1,956
2014	92	133	288	106	56	181	45	26	0	0	138	43	189	98	0	3	44	42	99	9	87	29	267	25	1,305	695	2,000
2015	83	130	289	82	82	277	35	20	0	0	145	42	150	98	3	4	35	34	98	10	75	27	290	37	1,285	761	2,046
2016	79	124	287	97	84	364	36	16	1	0	118	27	138	89	7	9	33	32	69	5	68	29	308	48	1,228	840	2,068
2017	87	113	234	88	103	505	28	24	0	0	124	25	164	90	2	2	37	33	49	2	83	30	301	42	1,212	954	2,166
2018	128	157	247	89	101	483	44	30	2	1	125	26	158	67	4	2	56	41	58	2	83	29	297	38	1,303	965	2,268
Grand Total	1,161	1,581	2,890	1,038	704	2,760	420	243	172	36	1,260	335	1,681	956	40	46	377	341	792	67	763	256	2,725	330	12,985	7,989	20,974

*Degrees conferred under College of Lifelong Learning, College of Urban, Labor, & Metro Affairs, College of Science, and College of Liberal Arts are reported under Liberal Arts & Sciences.

*Library & Information Science moved from Graduate School Spring/Summer 2009. It was later renamed Information Sciences in Fall 2017.

*The Department of Computer Science moved from Liberal Arts & Sciences to Engineering in Fall 2011.



Degrees Awarded by Level

Doctoral Degrees Awarded by College 2008 through 2017

IPEDS Award Year	Business		Education		Engineering		Fine Arts		Graduate School		Liberal Arts & Sci		Medicine		Nursing		Pharmacy		Social Work		Total		Grand Total
	F	M	F	M	F	M	F	M	F	M	F	M	F	M	F	M	F	M	F	M	F	M	
	2008	0	0	22	11	9	26	6	5	3	2	49	38	17	5	3	0	17	8	0	0	126	
2009	0	0	32	12	4	27	5	2	2	2	45	56	14	14	3	0	26	8	0	0	131	121	252
2010	0	0	17	6	5	20	7	3	3	1	46	53	7	11	5	1	25	11	0	0	115	106	221
2011	0	0	28	9	5	22	7	2	1	2	66	48	21	11	6	0	28	6	4	0	166	100	266
2012	1	1	31	15	11	39	5	3	3	2	48	41	13	8	8	0	29	16	1	0	150	125	275
2013	0	3	33	11	7	29	2	5	1	4	52	42	11	7	21	1	33	11	2	0	162	113	275
2014	0	1	19	15	14	42	5	2	3	0	62	49	14	8	15	0	22	22	1	0	155	139	294
2015	1	1	31	8	11	35	4	3	2	2	71	39	18	8	17	3	22	10	3	0	180	109	289
2016	0	1	33	7	11	31	5	5	2	2	56	42	11	11	15	1	28	15	2	0	163	115	278
2017	2	0	36	17	9	26	5	2	1	4	68	61	14	11	28	1	21	15	1	0	185	137	322
Grand Total	4	7	282	111	86	297	51	32	21	21	563	469	140	94	121	7	251	122	14	0	1,533	1,160	2,693

*Doctoral degrees exclude First-Professional (MD, JD, and PharmD).

*Degrees conferred under College of Lifelong Learning, College of Urban, Labor, & Metro Affairs, College of Science, and College of Liberal Arts are reported under Liberal Arts & Sciences.

*The Department of Computer Science moved from Liberal Arts & Sciences to Engineering in Fall 2011.

First-Professional Degrees Awarded by College 2008 through 2017

IPEDS Award Year	LAW		Medicine		Pharmacy		Total		Grand Total
	JD		MD		PHARMD		F	M	
	F	M	F	M	F	M			
2008	115	112	116	130	49	18	280	260	540
2009	85	97	120	133	62	26	267	256	523
2010	80	69	146	127	48	29	274	225	499
2011	103	95	138	178	59	28	300	301	601
2012	73	92	125	159	52	34	250	285	535
2013	64	108	101	150	47	32	212	290	502
2014	84	90	130	137	42	30	256	257	513
2015	56	80	128	155	69	33	253	268	521
2016	56	77	120	144	57	35	233	256	489
2017	47	66	127	141	51	41	225	248	473
Total	763	886	1,251	1,454	536	306	2,550	2,646	5,196



Wayne State University
Degrees Awarded by Level

Bachelor's Degrees Awarded by Race/Ethnicity 2009 through 2018

Year	IPEDS Award 2 or more races	American Indian or Alaskan Native	Black or African American	Hispanic or Latino	Native Hawaiian and Other Pacific Islander	Underrepresented Minority Subtotal	Non-Resident				Grand Total
							Asian	Alien	White	Unknown	
2009	11	12	485	68	0	576	186	104	1,578	193	2,637
2010	26	9	456	52	1	544	189	110	1,515	139	2,497
2011	25	8	530	72	2	637	202	128	1,546	131	2,644
2012	28	11	525	68	1	633	201	78	1,592	134	2,638
2013	40	11	485	75	2	613	217	76	1,613	138	2,657
2014	63	8	572	89	1	733	225	72	1,817	200	3,047
2015	81	11	491	126	6	715	255	102	1,881	227	3,180
2016	100	11	473	84	5	673	222	94	1,878	205	3,072
2017	118	11	586	118	2	835	309	96	2,171	167	3,578
2018	106	4	504	144	2	760	259	76	2,159	130	3,384
Total	598	96	5,107	896	22	6,719	2,265	936	17,750	1,664	29,334

Master's Degrees Awarded by Race/Ethnicity 2009 through 2018

Year	IPEDS Award 2 or more races	American Indian or Alaskan Native	Black or African American	Hispanic or Latino	Native Hawaiian and Other Pacific Islander	Underrepresented Minority Subtotal	Non-Resident				Grand Total
							Asian	Alien	White	Unknown	
2009	1	6	295	39	1	342	127	345	1,247	147	2,208
2010	1	5	316	35	1	358	127	234	1,140	173	2,032
2011	10	6	356	31	2	405	127	218	1,148	182	2,080
2012	16	11	316	39	2	384	102	265	1,215	184	2,150
2013	24	10	280	50	1	365	94	218	1,137	142	1,956
2014	31	6	267	48	0	352	103	230	1,197	118	2,000
2015	32	4	269	54	3	362	89	363	1,135	97	2,046
2016	35	6	288	52	0	381	82	449	1,091	65	2,068
2017	42	5	261	51	0	359	76	620	1,062	49	2,166
2018	49	5	285	66	1	406	103	535	1,171	53	2,268
Total	244	73	3,275	514	11	4,117	1,178	3,820	12,812	1,319	23,246

Doctoral Degrees Awarded by Race/Ethnicity 2009 through 2018

Year	IPEDS Award 2 or more races	American Indian or Alaskan Native	Black or African American	Hispanic or Latino	Native Hawaiian and Other Pacific Islander	Underrepresented Minority Subtotal	Non-Resident				Grand Total
							Asian	Alien	White	Unknown	
2009	0	0	31	7	0	38	31	71	109	3	252
2010	0	0	18	2	0	20	21	73	101	6	221
2011	1	1	16	2	0	20	32	61	149	4	266
2012	1	0	28	11	0	40	29	77	118	11	275
2013	2	1	25	4	0	32	26	81	130	6	275
2014	4	0	23	2	0	29	37	82	138	8	294
2015	0	2	18	11	1	32	22	69	159	7	289
2016	3	0	35	9	0	47	19	69	137	6	278
2017	7	1	31	1	0	40	22	100	153	7	322
2018	9	0	14	11	0	34	25	87	131	10	287
Total	27	5	239	60	1	332	264	770	1,325	68	2,759

*Doctoral degrees exclude First-Professional (MD, JD, and PharmD).



Wayne State University
Degrees Awarded by Level

First Professional Degrees Awarded by Race/Ethnicity 2008 through 2017

JD											
IPEDS Award Year	2 or more races	American Indian or Alaskan Native	Black or African American	Hispanic or Latino	Native Hawaiian and Other Pacific Islander	Underrepresented Minority Subtotal	Non-Resident				Total
							Asian	Alien	White	Unknown	
2009	1	0	21	10	0	32	6	1	125	18	182
2010	1	2	7	3	0	13	8	4	110	14	149
2011	0	2	16	5	0	23	8	7	144	16	198
2012	0	2	11	6	0	19	6	2	123	15	165
2013	2	2	5	6	0	15	13	6	126	12	172
2014	0	0	11	4	0	15	9	4	132	14	174
2015	0	0	9	2	0	11	5	3	110	7	136
2016	0	1	10	4	0	15	4	2	103	9	133
2017	7	1	10	0	0	18	2	3	81	9	113
2018	6	0	6	2	0	14	6	3	109	11	143
Grand Total	17	10	106	42	0	175	67	35	1,163	125	1,565

MD											
IPEDS Award Year	2 or more races	American Indian or Alaskan Native	Black or African American	Hispanic or Latino	Native Hawaiian and Other Pacific Islander	Underrepresented Minority Subtotal	Non-Resident				Total
							Asian	Alien	White	Unknown	
2009	0	0	26	0	0	26	45	4	176	2	253
2010	0	1	41	6	0	48	38	10	169	8	273
2011	6	0	29	7	0	42	56	5	203	10	316
2012	1	2	12	3	0	18	59	15	179	13	284
2013	5	0	13	4	0	22	51	14	148	16	251
2014	3	2	13	3	0	21	50	14	174	8	267
2015	8	1	14	1	4	28	56	9	174	16	283
2016	0	1	9	3	0	13	48	14	180	9	264
2017	4	0	9	4	0	17	60	17	156	18	268
2018	5		6	1		12	63	30	164	30	299
Grand Total	32	7	172	32	4	247	526	132	1,723	130	2,758

PHARMID											
IPEDS Award Year	2 or more races	American Indian or Alaskan Native	Black or African American	Hispanic or Latino	Native Hawaiian and Other Pacific Islander	Underrepresented Minority Subtotal	Non-Resident				Total
							Asian	Alien	White	Unknown	
2009	0	0	1	1	0	2	14	18	46	8	88
2010	0	1	3	0	0	4	10	16	43	4	77
2011	1	0	2	0	0	3	13	15	52	4	87
2012	0	0	4	0	0	4	4	13	53	12	86
2013	0	0	1	1	0	2	12	11	43	11	79
2014	0	0	0	0	0	0	11	7	53	1	72
2015	0	0	0	0	0	0	15	14	63	10	102
2016	1	0	1	0	0	2	15	7	39	29	92
2017	1	0	1	0	0	2	11	10	54	15	92
2018	2	1		2	0	5	8	8	56	20	97
Grand Total	5	2	13	4	0	24	113	119	502	114	872



Wayne State University
Graduate Degrees Awarded by College, Gender, Race/Ethnicity

IPEDS Award Year	College	Award Category	F	M	Non-Resident Alien	American Indian or Alaskan Native	Asian	Black or African American	Hispanic or Latino	Native Hawaiian and Other Pacific Islander	White	2 or more races	Unknown	Grand Total	
2009	BA	Master's Degree	154	201	47	1	36	38	6	0	198	0	29	355	
		Master's Degree	363	135	11	1	14	125	8	1	311	0	27	498	
	ED	Doctors degree - Reseach/Scholarship	32	12	2	0	0	14	2	0	24	0	2	44	
		Master's Degree	61	240	172	1	34	12	3	0	69	0	10	301	
	EN	Doctors degree - Reseach/Scholarship	4	27	16	0	8	2	1	0	4	0	0	31	
		Master's Degree	46	19	3	0	3	14	3	0	39	0	3	65	
	FA	Doctors degree - Reseach/Scholarship	5	2	1	0	0	1	1	0	4	0	0	7	
		Master's Degree	169	33	6	0	2	11	3	0	158	0	22	202	
	GS	Doctors degree - Reseach/Scholarship	2	2	2	0	0	0	0	0	2	0	0	4	
		Master's Degree	195	113	72	1	15	28	7	0	171	1	13	308	
	LS	Doctors degree - Reseach/Scholarship	45	56	36	0	16	10	2	0	37	0	0	101	
		Master's Degree	8	2	1	0	0	1	0	0	7	0	1	10	
	LW	Doctors degree - Professional Practice	85	97	1	0	6	21	10	0	125	1	18	182	
		Master's Degree	44	24	10	1	11	4	0	0	34	0	8	68	
	MD	Doctors degree - Reseach/Scholarship	14	14	8	0	2	2	1	0	15	0	0	28	
		Doctors degree - Professional Practice	120	133	4	0	45	26	0	0	176	0	2	253	
	NU	Master's Degree	46	2	1	0	2	5	0	0	36	0	4	48	
		Doctors degree - Reseach/Scholarship	3	0	0	0	0	0	0	0	3	0	0	3	
	PA	Master's Degree	68	23	11	0	6	1	3	0	60	0	10	91	
		Doctors degree - Reseach/Scholarship	2	3	4	0	0	0	0	0	1	0	0	5	
	SW	Doctors degree - Professional Practice	86	31	20	0	19	3	1	0	65	0	9	117	
		Master's Degree	240	22	11	1	4	56	6	0	164	0	20	262	
	2009 Total	All Colleges	Master's Degree	1,394	814	345	6	127	295	39	1	1,247	1	147	2,208
			Doctors degree - Reseach/Scholarship	107	116	69	0	26	29	7	0	90	0	2	223
Doctors degree - Professional Practice			291	261	25	0	70	50	11	0	366	1	29	552	
2010	BA	Masters Degree	144	201	34	1	32	47	5	0	190	0	36	345	
		Masters Degree	317	132	9	1	9	121	8	0	271	1	29	449	
	ED	Doctors degree - Reseach/Scholarship	17	6	5	0	1	4	0	0	12	0	1	23	
		Masters Degree	39	151	95	0	25	11	2	0	53	0	4	190	
	EN	Doctors degree - Reseach/Scholarship	5	20	14	0	3	1	0	0	7	0	0	25	
		Masters Degree	55	32	6	0	3	24	4	1	43	0	6	87	
	FA	Doctors degree - Reseach/Scholarship	7	3	0	0	1	1	0	0	8	0	0	10	
		Masters Degree	0	1	1	0	0	0	0	0	0	0	0	1	
	GS	Doctors degree - Reseach/Scholarship	3	1	2	0	0	0	0	0	2	0	0	4	
		Masters Degree	166	27	3	0	6	14	3	0	137	0	30	193	
	LS	Masters Degree	171	107	60	0	20	21	4	0	157	0	16	278	
		Doctors degree - Reseach/Scholarship	46	53	31	0	9	9	1	0	46	0	3	99	
	LW	Masters Degree	4	2	0	0	0	2	0	0	3	0	1	6	
		Doctors degree - Professional Practice	80	69	4	2	8	7	3	0	110	1	14	149	
	MD	Masters Degree	30	32	8	0	15	4	0	0	31	0	4	62	
		Doctors degree - Reseach/Scholarship	7	11	9	0	3	0	0	0	6	0	0	18	
	NU	Doctors degree - Professional Practice	146	127	10	1	38	41	6	0	169	0	8	273	
		Masters Degree	77	9	3	0	4	5	2	0	55	0	17	86	
	PA	Doctors degree - Reseach/Scholarship	5	1	3	0	0	1	0	0	2	0	0	6	
		Masters Degree	87	17	7	0	10	5	1	0	74	0	7	104	
	SW	Doctors degree - Reseach/Scholarship	2	3	3	0	1	0	0	0	1	0	0	5	
		Doctors degree - Professional Practice	71	37	22	1	13	5	1	0	60	0	6	108	
	2010 Total	All Colleges	Masters Degree	1,298	734	234	5	127	316	35	1	1,140	1	173	2,032
			Doctors degree - Reseach/Scholarship	92	98	67	0	18	16	1	0	84	0	4	190
Doctors degree - Professional Practice			297	233	36	4	59	53	10	0	339	1	28	530	



Wayne State University
Graduate Degrees Awarded by College, Gender, Race/Ethnicity

IPEDS Award Year	College	Award Category	F	M	Non-Resident Alien	American Indian or Alaskan Native	Asian	Black or African American	Hispanic or Latino	Native Hawaiian and Other Pacific Islander	White	2 or more races	Unknown	Grand Total
2011	BA	Master's Degree	141	184	24	1	31	43	7	0	190	3	26	325
		Doctors degree - Reseach/Scholarship	28	9	4	1	1	10	0	0	19	1	1	37
	ED	Master's Degree	326	106	9	1	7	135	7	1	244	2	26	432
		Doctors degree - Reseach/Scholarship	68	186	106	0	35	18	1	0	80	1	13	254
	EN	Doctors degree - Reseach/Scholarship	5	22	11	0	4	0	0	0	12	0	0	27
		Master's Degree	41	23	5	1	1	10	0	0	40	0	7	64
	FA	Doctors degree - Reseach/Scholarship	7	2	0	0	0	1	0	0	8	0	0	9
		Doctors degree - Reseach/Scholarship	1	2	1	0	0	0	0	0	2	0	0	3
	IS	Master's Degree	156	56	1	2	3	18	1	0	152	0	35	212
		Master's Degree	149	87	36	0	16	32	4	1	124	1	22	236
	LW	Doctors degree - Reseach/Scholarship	66	48	35	0	19	3	0	0	56	0	1	114
		Master's Degree	7	10	2	0	1	2	2	0	6	0	4	17
	MD	Doctors degree - Professional Practice	103	95	7	2	8	16	5	0	144	0	16	198
		Master's Degree	27	30	9	0	11	2	0	0	32	0	3	57
	NU	Doctors degree - Reseach/Scholarship	21	11	7	0	5	0	1	0	19	0	0	32
		Doctors degree - Professional Practice	138	178	5	0	56	29	7	0	203	6	10	316
		Master's Degree	87	8	5	0	7	14	3	0	52	0	14	95
	PA	Doctors degree - Reseach/Scholarship	4	0	1	0	0	0	0	0	3	0	0	4
		Doctors degree - Professional Practice	2	0	0	0	0	0	0	0	2	0	0	2
		Master's Degree	66	28	7	1	9	1	1	0	68	0	7	94
	SW	Doctors degree - Reseach/Scholarship	0	1	1	0	0	0	0	0	0	0	0	1
		Doctors degree - Professional Practice	87	33	16	0	15	4	1	0	77	1	6	120
		Master's Degree	266	28	14	0	6	81	5	0	160	3	25	294
	2011 Total	All Colleges	Master's Degree	1,334	746	218	6	127	356	31	2	1,148	10	182
Doctors degree - Reseach/Scholarship			136	95	60	1	30	14	1	0	122	1	2	231
Doctors degree - Professional Practice			330	306	28	2	79	49	13	0	426	7	32	636
2012	BA	Master's Degree	119	191	46	0	31	45	2	0	149	1	36	310
		Doctors degree - Reseach/Scholarship	1	1	1	0	0	0	0	0	1	0	0	2
	ED	Master's Degree	307	118	10	4	12	109	8	1	249	2	30	425
		Doctors degree - Reseach/Scholarship	31	15	1	0	2	15	1	0	25	0	2	46
	EN	Master's Degree	63	190	128	1	25	6	3	0	79	1	10	253
		Doctors degree - Reseach/Scholarship	11	39	30	0	5	1	0	0	12	0	2	50
	FA	Master's Degree	47	29	1	1	0	17	4	0	50	0	3	76
		Doctors degree - Reseach/Scholarship	5	3	2	0	0	0	0	0	6	0	0	8
	GS	Master's Degree	0	1	1	0	0	0	0	0	0	0	0	1
		Doctors degree - Reseach/Scholarship	3	2	2	0	0	0	0	0	3	0	0	5
	IS	Master's Degree	149	49	1	1	1	8	2	1	151	2	31	198
		Master's Degree	178	105	50	1	9	23	8	0	171	3	18	283
	LW	Doctors degree - Reseach/Scholarship	48	41	26	0	11	5	5	0	41	1	0	89
		Master's Degree	4	11	0	0	0	4	0	0	9	0	2	15
	MD	Doctors degree - Professional Practice	73	92	2	2	6	11	6	0	123	0	15	165
		Master's Degree	39	30	9	0	13	5	0	0	37	0	5	69
	NU	Doctors degree - Reseach/Scholarship	13	8	8	0	3	2	0	0	8	0	0	21
		Doctors degree - Professional Practice	125	159	15	2	59	12	3	0	179	1	13	284
		Master's Degree	97	14	7	0	6	13	1	0	70	0	14	111
	PA	Doctors degree - Reseach/Scholarship	5	0	0	0	0	2	0	0	3	0	0	5
		Doctors degree - Professional Practice	3	0	0	0	0	1	0	0	2	0	0	3
		Master's Degree	71	24	3	0	4	3	2	0	75	1	7	95
	SW	Doctors degree - Reseach/Scholarship	1	1	2	0	0	0	0	0	0	0	0	2
		Doctors degree - Professional Practice	80	49	18	0	12	6	5	0	69	0	19	129
Master's Degree		278	36	9	3	1	83	9	0	175	6	28	314	
2012 Total	All Colleges	Master's Degree	1,352	798	265	11	102	316	39	2	1,215	16	184	2,150
		Doctors degree - Reseach/Scholarship	119	110	72	0	21	25	6	0	100	1	4	229
		Doctors degree - Professional Practice	281	300	35	4	77	30	14	0	373	1	47	581



Wayne State University
Graduate Degrees Awarded by College, Gender, Race/Ethnicity

IPEDS Award Year	College	Award Category	F	M	Non-Resident Alien	American Indian or Alaskan Native	Asian	Black or African American	Hispanic or Latino	Native Hawaiian and Other Pacific Islander	White	2 or more races	Unknown	Grand Total
2013	BA	Master's Degree	134	147	35	3	26	44	1	0	149	2	21	281
		Doctors degree - Reseach/Scholarship	0	3	2	0	0	0	0	1	0	0	0	3
	ED	Master's Degree	232	85	11	1	6	70	19	0	173	4	33	317
		Doctors degree - Reseach/Scholarship	33	11	8	0	3	9	0	0	22	1	1	44
	EN	Master's Degree	47	183	105	0	21	12	4	0	80	2	6	230
		Doctors degree - Reseach/Scholarship	7	29	21	0	4	0	0	0	10	0	1	36
	FA	Master's Degree	43	24	2	1	1	17	1	0	41	0	4	67
		Doctors degree - Reseach/Scholarship	2	5	0	0	0	0	0	0	6	1	0	7
	GS	Doctors degree - Reseach/Scholarship	1	4	2	0	1	0	0	0	2	0	0	5
	IS	Master's Degree	139	40	2	0	2	5	4	0	138	3	25	179
	LS	Master's Degree	189	102	36	0	11	33	8	1	183	6	13	291
		Doctors degree - Reseach/Scholarship	52	42	34	0	8	7	3	0	41	0	1	94
	LW	Master's Degree	1	1	0	0	0	0	0	0	1	0	1	2
		Doctors degree - Professional Practice	64	108	6	2	13	5	6	0	126	2	12	172
	MD	Master's Degree	32	43	9	2	13	0	1	0	39	2	9	75
		Doctors degree - Reseach/Scholarship	11	7	7	0	2	0	0	0	9	0	0	18
	NU	Doctors degree - Professional Practice	101	150	14	0	51	13	4	0	148	5	16	251
		Master's Degree	112	6	1	1	5	18	4	0	81	0	8	118
	PA	Doctors degree - Reseach/Scholarship	11	0	1	1	0	5	0	0	4	0	0	11
		Doctors degree - Professional Practice	10	1	0	0	1	4	0	0	6	0	0	11
	SW	Master's Degree	75	20	2	1	6	7	1	0	75	1	2	95
		Doctors degree - Reseach/Scholarship	1	2	3	0	0	0	0	0	0	0	0	3
		Doctors degree - Professional Practice	79	41	13	0	19	1	1	0	72	0	14	120
		Master's Degree	270	31	15	1	3	74	7	0	177	4	20	301
	Doctors degree - Reseach/Scholarship	2	0	1	0	0	0	0	0	1	0	0	2	
	2013 Total	All Colleges	Master's Degree	1,274	682	218	10	94	280	50	1	1,137	24	142
		Doctors degree - Reseach/Scholarship	120	103	79	1	18	21	4	0	95	2	3	223
		Doctors degree - Professional Practice	254	300	33	2	84	23	11	0	352	7	42	554
2014	BA	Master's Degree	92	133	26	1	14	27	5	0	132	3	17	225
		Doctors degree - Reseach/Scholarship	0	1	1	0	0	0	0	0	0	0	0	1
	ED	Master's Degree	288	106	11	2	7	99	14	0	229	4	28	394
		Doctors degree - Reseach/Scholarship	19	15	5	0	1	7	0	0	17	1	3	34
	EN	Master's Degree	56	181	111	0	33	13	1	0	71	1	7	237
		Doctors degree - Reseach/Scholarship	14	42	26	0	13	1	0	0	14	0	2	56
	FA	Master's Degree	45	26	2	0	2	9	1	0	48	2	7	71
		Doctors degree - Reseach/Scholarship	5	2	1	0	0	1	0	0	5	0	0	7
	GS	Doctors degree - Reseach/Scholarship	3	0	1	0	1	0	0	0	1	0	0	3
	IS	Master's Degree	138	43	2	0	1	7	3	0	144	3	21	181
	LS	Master's Degree	189	98	46	2	15	22	10	0	176	5	11	287
		Doctors degree - Reseach/Scholarship	62	49	35	0	13	10	1	0	50	0	2	111
	LW	Master's Degree	0	3	3	0	0	0	0	0	0	0	0	3
		Doctors degree - Professional Practice	84	90	4	0	9	11	4	0	132	0	14	174
	MD	Master's Degree	44	42	10	0	11	2	1	0	56	2	4	86
		Doctors degree - Reseach/Scholarship	14	8	8	0	2	1	0	0	9	2	0	22
	NU	Doctors degree - Professional Practice	130	137	14	2	50	13	3	0	174	3	8	267
		Master's Degree	99	9	8	0	6	10	5	0	73	0	6	108
	PA	Doctors degree - Reseach/Scholarship	4	0	0	0	0	0	0	0	3	1	0	4
		Doctors degree - Professional Practice	11	0	1	0	0	3	0	0	7	0	0	11
	SW	Master's Degree	87	29	2	0	9	6	0	0	91	2	6	116
		Doctors degree - Reseach/Scholarship	1	4	1	0	2	0	0	0	1	0	1	5
		Doctors degree - Professional Practice	63	48	10	0	16	0	1	0	83	0	1	111
		Master's Degree	267	25	9	1	5	72	8	0	177	9	11	292
	Doctors degree - Reseach/Scholarship	1	0	0	0	0	0	0	0	1	0	0	1	
	2014 Total	All Colleges	Master's Degree	1,305	695	230	6	103	267	48	0	1,197	31	118
		Doctors degree - Reseach/Scholarship	123	121	78	0	32	20	1	0	101	4	8	244
		Doctors degree - Professional Practice	288	275	29	2	75	27	8	0	396	3	23	563



Wayne State University
Graduate Degrees Awarded by College, Gender, Race/Ethnicity

IPEDS Award Year	College	Award Category	F	M	Non-Resident Alien	American Indian or Alaskan Native	Asian	Black or African American	Hispanic or Latino	Native Hawaiian and Other Pacific Islander	White	2 or more races	Unknown	Grand Total
2015	BA	Master's degree	83	130	24	1	16	22	2	0	129	3	16	213
		Doctor's degree - Research/Scholarship	1	1	1	0	0	0	0	0	0	1	0	0
	ED	Master's degree	289	82	8	0	9	87	9	1	230	6	21	371
		Doctor's degree - Research/Scholarship	31	8	0	1	0	5	1	0	30	0	2	39
	EN	Master's degree	82	277	244	0	19	11	4	0	74	1	6	359
		Doctor's degree - Research/Scholarship	11	35	24	0	10	0	0	0	11	0	1	46
	FA	Master's degree	35	20	6	0	0	12	2	0	29	0	6	55
		Doctor's degree - Research/Scholarship	4	3	1	0	1	0	0	0	5	0	0	7
	GS	Doctor's degree - Research/Scholarship	2	2	2	0	0	0	1	0	1	0	0	4
	IS	Master's degree	145	42	1	0	5	5	7	0	153	3	13	187
	LS	Master's degree	150	98	39	0	9	26	15	0	144	4	11	248
		Doctor's degree - Research/Scholarship	71	39	35	1	8	4	4	0	55	0	3	110
	LW	Master's degree	3	4	3	0	0	0	0	0	4	0	0	7
		Doctor's degree - Professional Practice	56	80	3	0	5	9	2	0	110	0	7	136
	MD	Master's degree	35	34	8	0	9	3	3	0	40	3	3	69
		Doctor's degree - Research/Scholarship	18	8	5	0	0	2	2	0	17	0	0	26
		Doctor's degree - Professional Practice	128	155	9	1	56	14	1	4	174	8	16	283
		Master's degree	98	10	7	1	11	9	3	0	67	0	10	108
	NU	Doctor's degree - Research/Scholarship	2	2	0	0	0	2	0	0	2	0	0	4
		Doctor's degree - Professional Practice	15	1	0	0	0	3	0	0	12	0	1	16
	PA	Master's degree	75	27	13	0	8	0	1	0	73	2	5	102
		Doctor's degree - Professional Practice	91	43	15	0	18	2	2	1	86	0	10	134
	SW	Master's degree	290	37	10	2	3	94	8	2	192	10	6	327
		Doctor's degree - Research/Scholarship	3	0	0	0	0	0	1	0	2	0	0	3
2015 Total	All Colleges	Master's degree	1,285	761	363	4	89	269	54	3	1,135	32	97	2,046
		Doctor's degree - Research/Scholarship	143	98	68	2	19	13	9	0	124	0	6	241
		Doctor's degree - Professional Practice	290	279	27	1	79	28	5	5	382	8	34	569
2016	BA	Master's Degree	79	124	26	0	19	23	7	0	120	3	5	203
		Doctors degree - Reseach/Scholarship	0	1	0	0	0	1	0	0	0	0	0	1
	ED	Master's Degree	287	97	21	3	3	97	9	0	227	7	17	384
		Doctors degree - Reseach/Scholarship	33	7	7	0	1	12	0	0	18	0	2	40
	EN	Master's Degree	84	364	326	0	29	12	5	0	71	3	2	448
		Doctors degree - Reseach/Scholarship	11	31	24	0	7	1	1	0	9	0	0	42
	FA	Master's Degree	36	16	3	0	1	9	2	0	34	2	1	52
		Doctors degree - Reseach/Scholarship	5	5	1	0	1	1	0	0	7	0	0	10
	GS	Master's Degree	1	0	0	0	0	0	0	0	1	0	0	1
		Doctors degree - Reseach/Scholarship	2	2	0	0	1	0	0	0	3	0	0	4
	IS	Master's Degree	118	27	4	0	2	5	6	0	116	1	11	145
	LS	Master's Degree	138	89	30	1	10	24	5	0	144	5	8	227
		Doctors degree - Reseach/Scholarship	56	42	25	0	5	9	6	0	53	0	0	98
	LW	Master's Degree	7	9	7	0	1	4	0	0	3	0	1	16
		Doctors degree - Professional Practice	56	77	2	1	4	10	4	0	103	0	9	133
	MD	Master's Degree	33	32	7	0	8	1	3	0	43	1	2	65
		Doctors degree - Reseach/Scholarship	11	11	8	0	1	2	1	0	10	0	0	22
		Doctors degree - Professional Practice	120	144	14	1	48	9	3	0	180	0	9	264
		Master's Degree	69	5	4	0	2	11	2	0	40	1	14	74
	NU	Doctors degree - Reseach/Scholarship	1	0	0	0	0	1	0	0	0	0	0	1
		Doctors degree - Professional Practice	14	1	2	0	1	4	1	0	7	0	0	15
	PA	Master's Degree	68	29	7	0	3	1	2	0	79	4	1	97
		Doctors degree - Reseach/Scholarship	1	0	0	0	1	0	0	0	0	0	0	1
		Doctors degree - Professional Practice	84	50	9	0	16	4	0	0	68	4	33	134
Master's Degree		308	48	14	2	4	101	11	0	213	8	3	356	
SW	Doctors degree - Reseach/Scholarship	2	0	0	0	0	1	0	0	1	0	0	2	
	Master's Degree	2	0	0	0	0	0	0	0	1	0	0	2	
2016 Total	All Colleges	Master's Degree	1,228	840	449	6	82	288	52	0	1,091	35	65	2,068
		Doctors degree - Reseach/Scholarship	122	99	65	0	17	28	8	0	101	0	2	221
		Doctors degree - Professional Practice	274	272	27	2	69	27	8	0	358	4	51	546



Wayne State University
Graduate Degrees Awarded by College, Gender, Race/Ethnicity

IPEDS Award Year	College	Award Category	F	M	Non-Resident Alien	American Indian or Alaskan Native	Asian	Black or African American	Hispanic or Latino	Native Hawaiian and Other Pacific Islander	White	2 or more races	Unknown	Grand Total
2017	BA	Masters Degree	87	113	34		17	17	10		118	2	2	200
		Doctors degree - Reseach/Scholarship	2				1				1			2
	ED	Masters Degree	234	88	12	2	9	82	14		194	4	5	322
		Doctors degree - Reseach/Scholarship	36	17	12		2	13			24	1	1	53
	EN	Masters Degree	103	505	500		14	9	3		74	4	4	608
		Doctors degree - Reseach/Scholarship	9	26	24		4				7			35
	FA	Masters Degree	28	24	4			13	4		24	5	2	52
		Doctors degree - Reseach/Scholarship	5	2							7			7
	GS	Doctors degree - Reseach/Scholarship	1	4							5			5
	IS	Masters Degree	124	25		1	4	15	5		111	4	9	149
	LS	Masters Degree	164	90	31		9	20	2		180	8	4	254
		Doctors degree - Reseach/Scholarship	68	61	47		10	11	1		51	5	4	129
	LW	Masters Degree	2	2	2			1			1			4
		Doctors degree - Professional Practice	47	66	3	1	2	10			81	7	9	113
	MD	Masters Degree	37	33	12		12	4			38	1	3	70
		Doctors degree - Reseach/Scholarship	14	11	10		2	1			11		1	25
		Doctors degree - Professional Practice	127	141	17		60	9	4		156	4	18	268
		Masters Degree	49	2	4		3	2	1		28		13	51
	NU	Doctors degree - Reseach/Scholarship	5		1						4			5
		Doctors degree - Professional Practice	23	1	1			5			17		1	24
	PA	Masters Degree	83	30	9		3	6			89	2	4	113
		Doctors degree - Reseach/Scholarship	1	2	2	1								3
		Doctors degree - Professional Practice	71	54	13		14	2			79	2	15	125
		Masters Degree	301	42	12	2	5	92	12		205	12	3	343
		Doctors degree - Reseach/Scholarship	1							1			1	
2017 Total	All Colleges	Masters Degree	1,212	954	620	5	76	261	51		1,062	42	49	2,166
		Doctors degree - Reseach/Scholarship	142	123	96	1	19	25	1		111	6	6	265
		Doctors degree - Professional Practice	268	262	34	1	76	26	4		333	13	43	530
2018	BA	Masters Degree	128	157	25	1	20	40	7		184	4	4	285
		Doctors degree - Reseach/Scholarship	1	5	4						2			6
	ED	Masters Degree	247	89	12	1	7	75	11		215	10	5	336
		Doctors degree - Reseach/Scholarship	20	8	6		2	5	3		10	1	1	28
	EN	Masters Degree	101	483	432		40	5	5		93	3	6	584
		Doctors degree - Reseach/Scholarship	10	37	28		6				7	3	3	47
	FA	Masters Degree	44	30	6	1		20	4		40	2	1	74
		Doctors degree - Reseach/Scholarship	5	3	2		1	1	1		2		1	8
	GS	Masters Degree	2	1	2						1			3
		Doctors degree - Reseach/Scholarship	1								1			1
	IS	Masters Degree	125	26	1		1	13	10		113	2	11	151
	LS	Masters Degree	158	67	32		1	35	9		138	6	3	225
		Doctors degree - Reseach/Scholarship	49	44	31		8	2	3		46	2	1	93
	LW	Masters Degree	4	2	1		1	1			3			6
		Doctors degree - Professional Practice	66	77	3		6	6	2		109	6	11	143
	MD	Masters Degree	56	41	8		17	2	1		62	4	3	97
		Doctors degree - Reseach/Scholarship	11	18	6		2	1	2		17	1		29
		Doctors degree - Professional Practice	121	178	30		63	6	1		164	5	30	299
		Masters Degree	58	2	3		3	5	3		31	1	14	60
	NU	Doctors degree - Professional Practice	24	3	3		2	5			15	1	1	27
		Masters Degree	83	29	8		6	3	2		88	2	3	112
	PA	Doctors degree - Reseach/Scholarship	3	2	4						1			5
		Doctors degree - Professional Practice	94	43	11	1	12		4		83	3	23	137
	SW	Masters Degree	297	38	5	2	7	86	14		203	15	3	335
Doctors degree - Reseach/Scholarship		2	1							3			3	
2018 Total	All Colleges	Masters Degree	1,303	965	535	5	103	285	66		1,171	49	53	2,268
		Doctors degree - Reseach/Scholarship	102	118	81	0	19	9	9		89	7	6	220
		Doctors degree - Professional Practice	305	301	47	1	83	17	7		371	15	65	606

*Doctors degree - Professional Practice includes DNP, DPT, PHARM, MD, and JD. All other Doctorate degrees are categorized as Doctor's Degree - Research/Scholarship.



Wayne State University
Degrees Awarded by Level

Bachelor's Degrees Awarded by 2-Digit CIP Code

CIP Code	CIP Program Area	2009	2010	2011	2012	2013	2014	2015	2016	2017	2018	Grand Total
03	NATURAL RESOURCES AND CONSERVATION	5	7	12	10	12	15	12	5	12	15	105
05	AREA, ETHNIC, CULTURAL, GENDER, AND GROUP STUDIES	12	15	22	19	25	19	21	20	31	18	202
09	COMMUNICATION, JOURNALISM, AND RELATED PROGRAMS	109	128	105	119	133	158	179	140	227	167	1,465
11	COMPUTER AND INFORMATION SCIENCES AND SUPPORT SERVICES	32	16	27	25	28	46	52	60	83	94	463
12	PERSONAL AND CULINARY SERVICES	20	28	12	27	35	24	22	31	30	23	252
13	EDUCATION	269	256	233	234	192	211	190	184	197	225	2,191
14	ENGINEERING	120	122	108	87	129	125	163	196	197	263	1,510
15	ENGINEERING TECHNOLOGIES AND ENGINEERING-RELATED FIELDS	71	60	57	30	36	31	40	38	45	52	460
16	FOREIGN LANGUAGES, LITERATURES, AND LINGUISTICS	40	41	37	36	38	42	47	55	59	36	431
19	FAMILY AND CONSUMER SCIENCES/HUMAN SCIENCES	67	56	80	100	105	87	120	106	107	122	950
23	ENGLISH LANGUAGE AND LITERATURE/LETTERS	46	76	88	52	52	47	51	55	57	67	591
24	LIBERAL ARTS AND SCIENCES, GENERAL STUDIES AND HUMANITIES	0	0	0	0	0	0	0	0	0		0
26	BIOLOGICAL AND BIOMEDICAL SCIENCES	202	165	187	183	171	189	190	186	216	173	1,862
27	MATHEMATICS AND STATISTICS	24	10	18	15	16	18	25	27	16	19	188
30	MULTI/INTERDISCIPLINARY STUDIES	56	36	51	26	17	20	9	1	28		244
38	PHILOSOPHY AND RELIGIOUS STUDIES	13	9	4	3	5	10	12	12	15	12	95
40	PHYSICAL SCIENCES	54	47	59	61	66	91	81	75	93	79	706
42	PSYCHOLOGY	209	225	272	317	319	423	382	381	401	320	3,249
43	HOMELAND SECURITY, LAW ENFORCEMENT, FIREFIGHTING AND RELATED PROTECTIVE SERVICES	113	96	123	126	114	143	125	107	115	98	1,160
44	PUBLIC ADMINISTRATION AND SOCIAL SERVICE PROFESSIONS	94	106	87	134	137	121	129	144	199	158	1,309
45	SOCIAL SCIENCES	152	139	172	171	183	209	164	168	232	176	1,766
50	VISUAL AND PERFORMING ARTS	189	174	182	186	186	225	222	197	251	189	2,001
51	HEALTH PROFESSIONS AND RELATED PROGRAMS	254	244	225	215	237	252	439	327	345	411	2,949
52	BUSINESS, MANAGEMENT, MARKETING, AND RELATED SUPPORT SERVICES	453	411	453	429	390	502	476	526	588	641	4,869
54	HISTORY	33	30	30	33	31	39	29	31	34	26	316
Grand Total		2,637	2,497	2,644	2,638	2,657	3,047	3,180	3,072	3,578	3,384	29,334



Wayne State University
Degrees Awarded by Level

Master's Degrees Awarded by CIP Code

CIP Code	CIP Program Area	2009	2010	2011	2012	2013	2014	2015	2016	2017	2017	Grand Total
04	ARCHITECTURE AND RELATED SERVICES	28	11	12	14	12	21	18	15	16	8	155
09	COMMUNICATION, JOURNALISM, AND RELATED PROGRAMS	33	37	31	39	31	26	24	21	18	29	289
11	COMPUTER AND INFORMATION SCIENCES AND SUPPORT SERVICES	37	26	17	34	35	37	70	63	58	27	404
13	EDUCATION	448	401	370	345	275	318	294	298	235	236	3,220
14	ENGINEERING	269	169	229	201	169	170	270	349	521	524	2,871
15	ENGINEERING TECHNOLOGIES AND ENGINEERING-RELATED FIELDS	27	20	22	23	25	29	16	32	22	31	247
16	FOREIGN LANGUAGES, LITERATURES, AND LINGUISTICS	18	14	16	27	24	19	27	24	21	15	205
19	FAMILY AND CONSUMER SCIENCES/HUMAN SCIENCES	12	6	11	14	19	26	12	9	18	11	138
22	LEGAL PROFESSIONS AND STUDIES	10	6	17	15	2	3	7	16	4	6	86
23	ENGLISH LANGUAGE AND LITERATURE/LETTERS	18	8	13	13	13	12	16	15	15	17	140
25	LIBRARY SCIENCE	200	193	212	198	180	181	188	145	150	151	1,798
26	BIOLOGICAL AND BIOMEDICAL SCIENCES	54	56	49	57	57	69	46	46	49	71	554
27	MATHEMATICS AND STATISTICS	9	21	12	17	21	24	10	14	8	16	152
30	MULTI/INTERDISCIPLINARY STUDIES	19	14	13	13	10	8	6	10	8	8	109
31	PARKS, RECREATION, LEISURE, AND FITNESS STUDIES	24	20	19	37	13	23	20	37	36	43	272
38	PHILOSOPHY AND RELIGIOUS STUDIES	0	3	1	2	3	5	3	3	3	3	26
40	PHYSICAL SCIENCES	27	18	22	20	20	16	24	18	21	11	197
42	PSYCHOLOGY	55	56	57	53	53	60	70	52	72	70	598
43	HOMELAND SECURITY, LAW ENFORCEMENT, FIREFIGHTING AND RELATED PROTECTIVE SERVICES	9	3	5	9	20	14	17	13	16	12	118
44	PUBLIC ADMINISTRATION AND SOCIAL SERVICE PROFESSIONS	278	255	314	333	320	317	335	379	358	361	3,250
45	SOCIAL SCIENCES	26	28	22	41	34	33	36	23	27	38	308
50	VISUAL AND PERFORMING ARTS	23	41	25	27	27	38	25	19	26	36	287
51	HEALTH PROFESSIONS AND RELATED PROGRAMS	212	259	249	290	292	311	280	247	244	248	2,632
52	BUSINESS, MANAGEMENT, MARKETING, AND RELATED SUPPORT SERVICES	362	353	336	318	292	235	223	214	209	294	2,836
54	HISTORY	10	14	6	10	9	5	9	6	11	2	82
Total		2,208	2,032	2,080	2,150	1,956	2,000	2,046	2,068	2,166	2,268	20,974



Wayne State University
Degrees Awarded by Level

Doctoral Degrees Awarded by CIP Code

CIP Code	CIP Program Area	2009	2010	2011	2012	2013	2014	2015	2016	2017	2018	Total
09	COMMUNICATION, JOURNALISM, AND RELATED PROGRAMS	2	7	8	8	6	4	6	10	7	8	66
11	COMPUTER AND INFORMATION SCIENCES AND SUPPORT SERVICES	11	10	7	9	9	8	10	13	6	7	90
13	EDUCATION	38	20	30	42	37	27	31	36	42	24	327
14	ENGINEERING	29	23	27	43	27	45	35	27	28	37	321
16	FOREIGN LANGUAGES, LITERATURES, AND LINGUISTICS	2	1	1	2	1	3	4	5	0	4	23
19	FAMILY AND CONSUMER SCIENCES/HUMAN SCIENCES	2	2	4	2	1	7	4	1	3	4	30
23	ENGLISH LANGUAGE AND LITERATURE/LETTERS	5	9	11	6	6	8	13	5	15	4	82
26	BIOLOGICAL AND BIOMEDICAL SCIENCES	33	22	31	29	29	26	39	26	35	30	300
27	MATHEMATICS AND STATISTICS	5	3	5	7	3	8	3	8	7	4	53
30	MULTI/INTERDISCIPLINARY STUDIES	1	0	0	0	0	0	0	0	0	0	1
38	PHILOSOPHY AND RELIGIOUS STUDIES	0	1	0	0	0	3	1	2	0	1	8
40	PHYSICAL SCIENCES	39	27	35	26	27	39	29	26	34	35	317
42	PSYCHOLOGY	21	15	26	17	25	25	24	17	38	18	226
44	PUBLIC ADMINISTRATION AND SOCIAL SERVICE PROFESSIONS	0	0	4	1	2	1	3	2	1	3	17
45	SOCIAL SCIENCES	15	27	16	16	16	21	17	22	21	13	184
50	VISUAL AND PERFORMING ARTS	5	3	1	0	1	3	1	0	0	0	14
51	HEALTH PROFESSIONS AND RELATED PROGRAMS	43	48	57	63	79	65	63	72	81	87	658
52	BUSINESS, MANAGEMENT, MARKETING, AND RELATED SUPPORT SERVICES	0	0	0	2	3	1	2	1	2	6	17
54	HISTORY	1	3	3	2	3	0	4	5	2	2	25
Total		252	221	266	275	275	294	289	278	322	287	2,759

First Professional Degrees Awarded by CIP Code

CIP Code	CIP Program Area	2009	2010	2011	2012	2013	2014	2015	2016	2017	2018	Total
22	LEGAL PROFESSIONS AND STUDIES	182	149	198	165	172	174	136	133	113	143	1,565
51	HEALTH PROFESSIONS AND RELATED PROGRAMS	341	350	403	370	330	339	385	356	360	396	3,630
Total		523	499	601	535	502	513	521	489	473	539	5,195



Wayne State University
Degrees Awarded by Level

Bachelor's Degrees Awarded by 2-Digit CIP Code

CIP	CIP Program Area	GENDER	2009	2010	2011	2012	2013	2014	2015	2016	2017	2018	Total
03	NATURAL RESOURCES AND CONSERVATION	F	2	4	9	5	5	10	8	1	4	8	56
		M	3	3	3	5	7	5	4	4	8	7	49
05	AREA, ETHNIC, CULTURAL, GENDER, AND GROUP STUDIES	F	6	8	9	13	15	14	14	8	21	12	120
		M	6	7	13	6	10	5	7	12	10	6	82
09	COMMUNICATION, JOURNALISM, AND RELATED PROGRAMS	F	73	76	70	72	78	92	121	80	164	112	938
		M	36	52	35	47	55	66	58	60	63	55	527
11	COMPUTER AND INFORMATION SCIENCES AND SUPPORT SERVICES	F	3	1	4	3	3	6	5	13	13	15	66
		M	29	15	23	22	25	40	47	47	70	79	397
12	PERSONAL AND CULINARY SERVICES	F	13	19	10	14	22	17	9	18	21	17	160
		M	7	9	2	13	13	7	13	13	9	6	92
13	EDUCATION	F	189	190	170	167	136	151	135	125	124	139	1,526
		M	80	66	63	67	56	60	55	59	73	86	665
14	ENGINEERING	F	28	22	25	15	24	18	31	45	33	65	306
		M	92	100	83	72	105	107	132	151	164	198	1,204
15	ENGINEERING TECHNOLOGIES AND ENGINEERING-RELATED FIELDS	F	8	6	5	2	4	3	2	3	6	10	49
		M	63	54	52	28	32	28	38	35	39	42	411
16	FOREIGN LANGUAGES, LITERATURES, AND LINGUISTICS	F	29	26	24	22	30	26	29	34	33	27	280
		M	11	15	13	14	8	16	18	21	26	9	151
19	FAMILY AND CONSUMER SCIENCES/HUMAN SCIENCES	F	58	43	67	75	80	63	95	81	78	92	732
		M	9	13	13	25	25	24	25	25	29	30	218
23	ENGLISH LANGUAGE AND LITERATURE/LETTERS	F	25	50	56	34	33	35	34	38	39	52	396
		M	21	26	32	18	19	12	17	17	18	15	195
26	BIOLOGICAL AND BIOMEDICAL SCIENCES	F	102	85	98	94	82	81	85	89	123	88	927
		M	100	80	89	89	89	108	105	97	93	85	935
27	MATHEMATICS AND STATISTICS	F	6	6	7	6	8	9	10	7	6	12	77
		M	18	4	11	9	8	9	15	20	10	7	111
30	MULTI/INTERDISCIPLINARY STUDIES	F	42	27	38	17	11	13	7	1	17		173
		M	14	9	13	9	6	7	2	0	11		71
38	PHILOSOPHY AND RELIGIOUS STUDIES	F	3	2	1	1	0	4	6	4	5	6	32
		M	10	7	3	2	5	6	6	8	10	6	63
40	PHYSICAL SCIENCES	F	23	25	27	20	27	39	23	29	38	34	285
		M	31	22	32	41	39	52	58	46	55	45	421
42	PSYCHOLOGY	F	168	164	216	244	247	322	267	288	300	247	2,463
		M	41	61	56	73	72	101	115	93	101	73	786
43	HOMELAND SECURITY, LAW ENFORCEMENT, FIREFIGHTING AND RELATED PROTECTIVE SERVICES	F	71	54	68	75	67	66	63	60	71	64	659
		M	42	42	55	51	47	77	62	47	44	34	501
44	PUBLIC ADMINISTRATION AND SOCIAL SERVICE PROFESSIONS	F	70	86	66	95	117	91	103	117	169	129	1,043
		M	24	20	21	39	20	30	26	27	30	29	266
45	SOCIAL SCIENCES	F	83	69	105	87	97	121	92	106	124	101	985
		M	69	70	67	84	86	88	72	62	108	75	781
50	VISUAL AND PERFORMING ARTS	F	109	96	97	109	108	127	134	111	154	118	1,163
		M	80	78	85	77	78	98	88	86	97	71	838
51	HEALTH PROFESSIONS AND RELATED PROGRAMS	F	202	199	170	172	193	203	311	250	265	314	2,279
		M	52	45	55	43	44	49	128	77	80	97	670
52	BUSINESS, MANAGEMENT, MARKETING, AND RELATED SUPPORT SERVICES	F	220	176	205	155	184	235	226	231	243	261	2,136
		M	233	235	248	274	206	267	250	295	345	380	2,733
54	HISTORY	F	11	12	10	13	13	16	13	9	8	12	117
		M	22	18	20	20	18	23	16	22	26	14	199
Total			2,637	2,497	2,644	2,638	2,657	3,047	3,180	3,072	3,578	3,384	29,334



**Wayne State University
Degrees Awarded by Level**

Master's Degree Awarded by CIP Code

CIP	CIP Program Area	GENDER	2009	2010	2011	2012	2013	2014	2015	2016	2017	2018	Total
04	ARCHITECTURE AND RELATED SERVICES	F	19	5	5	8	8	8	8	9	7	5	82
		M	9	6	7	6	4	13	10	6	9	3	73
09	COMMUNICATION, JOURNALISM, AND RELATED PROGRAMS	F	28	33	23	28	21	20	19	18	9	17	216
		M	5	4	8	11	10	6	5	3	9	12	73
11	COMPUTER AND INFORMATION SCIENCES AND SUPPORT SERVICES	F	14	8	6	13	7	12	27	20	22	12	141
		M	23	18	11	21	28	25	43	43	36	15	263
13	EDUCATION	F	334	287	279	264	200	235	228	229	170	173	2,399
		M	114	114	91	81	75	83	66	69	65	63	821
14	ENGINEERING	F	57	37	63	47	34	38	49	55	74	85	539
		M	212	132	166	154	135	132	221	294	447	439	2,332
15	ENGINEERING TECHNOLOGIES AND ENGINEERING-RELATED FIELDS	F	3	2	5	5	5	5	4	7	5	4	45
		M	24	18	17	18	20	24	12	25	17	27	202
16	FOREIGN LANGUAGES, LITERATURES, AND LINGUISTICS	F	11	9	13	19	19	14	17	16	13	9	140
		M	7	5	3	8	5	5	10	8	8	6	65
19	FAMILY AND CONSUMER SCIENCES/HUMAN SCIENCES	F	12	6	9	12	18	21	11	9	16	8	122
		M	0	0	2	2	1	5	1	0	2	3	16
22	LEGAL PROFESSIONS AND STUDIES	F	8	4	7	4	1	0	3	7	2	4	40
		M	2	2	10	11	1	3	4	9	2	2	46
23	ENGLISH LANGUAGE AND LITERATURE/LETTERS	F	8	5	8	9	6	9	8	10	8	13	84
		M	10	3	5	4	7	3	8	5	7	4	56
25	LIBRARY SCIENCE	F	167	166	156	149	139	138	146	118	125	125	1,429
		M	33	27	56	49	41	43	42	27	25	26	369
26	BIOLOGICAL AND BIOMEDICAL SCIENCES	F	34	30	28	34	23	30	22	19	23	37	280
		M	20	26	21	23	34	39	24	27	26	34	274
27	MATHEMATICS AND STATISTICS	F	4	7	5	5	9	9	4	5	3	5	56
		M	5	14	7	12	12	15	6	9	5	11	96
30	MULTI/INTERDISCIPLINARY STUDIES	F	10	8	9	8	9	7	3	6	6	7	73
		M	9	6	4	5	1	1	3	4	2	1	36
31	PARKS, RECREATION, LEISURE, AND FITNESS STUDIES	F	5	5	7	9	6	10	9	15	15	23	104
		M	19	15	12	28	7	13	11	22	21	20	168
38	PHILOSOPHY AND RELIGIOUS STUDIES	F	0	0	0	0	2	0	1	1	0	1	5
		M	0	3	1	2	1	5	2	2	3	2	21
40	PHYSICAL SCIENCES	F	9	7	10	4	7	12	9	5	11	3	77
		M	18	11	12	16	13	4	15	13	10	8	120
42	PSYCHOLOGY	F	46	43	48	42	38	50	59	41	58	55	480
		M	9	13	9	11	15	10	11	11	14	15	118
43	HOMELAND SECURITY, LAW ENFORCEMENT, FIREFIGHTING AND RELATED PROTECTIVE SERVICES	F	7	2	2	5	17	10	12	7	11	10	83
		M	2	1	3	4	3	4	5	6	5	2	35
44	PUBLIC ADMINISTRATION AND SOCIAL SERVICE PROFESSIONS	F	249	226	278	290	285	288	295	323	310	317	2,861
		M	29	29	36	43	35	29	40	56	48	44	389
45	SOCIAL SCIENCES	F	19	14	11	21	19	15	20	13	18	28	178
		M	7	14	11	20	15	18	16	10	9	10	130
50	VISUAL AND PERFORMING ARTS	F	12	17	11	13	14	19	13	10	13	20	142
		M	11	24	14	14	13	19	12	9	13	16	145
51	HEALTH PROFESSIONS AND RELATED PROGRAMS	F	175	220	199	236	243	256	227	197	198	208	2,159
		M	37	39	50	54	49	55	53	50	46	40	473
52	BUSINESS, MANAGEMENT, MARKETING, AND RELATED SUPPORT SERVICES	F	159	149	150	123	143	97	90	86	92	133	1,222
		M	203	204	186	195	149	138	133	128	117	161	1,614
54	HISTORY	F	4	8	2	4	1	2	1	2	3	1	28
		M	6	6	4	6	8	3	8	4	8	1	54
Total			2,208	2,032	2,080	2,150	1,956	2,000	2,046	2,068	2,166	2,268	20,974



Wayne State University
Degrees Awarded by Level

Doctoral Degrees Awarded by CIP Code

CIP	CIP Program Area	GENDER	2009	2010	2011	2012	2013	2014	2015	2016	2017	2018	Total
09	COMMUNICATION, JOURNALISM, AND RELATED PROGRAMS	F	2	5	6	5	2	3	3	5	5	5	41
		M	0	2	2	3	4	1	3	5	2	3	25
11	COMPUTER AND INFORMATION SCIENCES AND SUPPORT SERVICES	F	0	0	3	0	2	3	2	4	0	1	15
		M	11	10	4	9	7	5	8	9	6	6	75
13	EDUCATION	F	27	14	25	28	27	15	24	30	28	16	234
		M	11	6	5	14	10	12	7	6	14	8	93
14	ENGINEERING	F	4	4	5	10	5	10	9	7	9	7	70
		M	25	19	22	33	22	35	26	20	19	30	251
16	FOREIGN LANGUAGES, LITERATURES, AND LINGUISTICS	F	1	1	1	2	1	2	4	4	0	4	20
		M	1	0	0	0	0	1	0	1	0		3
19	FAMILY AND CONSUMER SCIENCES/HUMAN SCIENCES	F	2	2	3	2	0	6	4	1	2	3	25
		M	0	0	1	0	1	1	0	0	1	1	5
23	ENGLISH LANGUAGE AND LITERATURE/LETTERS	F	5	4	9	4	3	3	8	3	9	3	51
		M	0	5	2	2	3	5	5	2	6	1	31
26	BIOLOGICAL AND BIOMEDICAL SCIENCES	F	19	12	19	17	15	17	26	13	20	12	170
		M	14	10	12	12	14	9	13	13	15	18	130
27	MATHEMATICS AND STATISTICS	F	1	1	3	0	1	1	1	3	0	0	11
		M	4	2	2	7	2	7	2	5	7	4	42
30	MULTI/INTERDISCIPLINARY STUDIES	F	1	0	0	0	0	0	0	0	0	0	1
		M	0	0	0	0	0	0	0	0	0	0	0
38	PHILOSOPHY AND RELIGIOUS STUDIES	F	0	0	0	0	0	0	0	0	0	0	0
		M	0	1	0	0	0	3	1	2	0	1	8
40	PHYSICAL SCIENCES	F	11	5	10	9	8	18	19	9	12	10	111
		M	28	22	25	17	19	21	10	17	22	25	206
42	PSYCHOLOGY	F	17	10	18	14	20	19	18	14	26	14	170
		M	4	5	8	3	5	6	6	3	12	4	56
44	PUBLIC ADMINISTRATION AND SOCIAL SERVICE PROFESSIONS	F	0	0	4	1	2	1	3	2	1	2	16
		M	0	0	0	0	0	0	0	0	0	1	1
45	SOCIAL SCIENCES	F	7	22	9	10	9	13	8	12	12	7	109
		M	8	5	7	6	7	8	9	10	9	6	75
50	VISUAL AND PERFORMING ARTS	F	3	2	1	0	0	2	1	0	0	0	9
		M	2	1	0	0	1	1	0	0	0	0	5
51	HEALTH PROFESSIONS AND RELATED PROGRAMS	F	31	33	48	46	66	42	47	53	58	69	493
		M	12	15	9	17	13	23	16	19	23	18	165
52	BUSINESS, MANAGEMENT, MARKETING, AND RELATED SUPPORT SERVICES	F	0	0	0	1	0	0	1	0	2	1	5
		M	0	0	0	1	3	1	1	1	1	0	5
54	HISTORY	F	0	0	2	1	1	0	2	3	1	2	12
		M	1	3	1	1	2	0	2	2	1	0	13
Total			252	221	266	275	275	294	289	278	322	287	2,759

First-Professional Degrees Awarded by CIP Code

CIP	CIP Program Area	GENDER	2009	2010	2011	2012	2013	2014	2015	2016	2017	2018	Total
22	LEGAL PROFESSIONS AND STUDIES	F	85	80	103	73	64	84	56	56	47	66	714
		M	97	69	95	92	108	90	80	77	66	77	851
51	HEALTH PROFESSIONS AND RELATED PROGRAMS	F	182	194	197	177	148	172	197	177	178	185	1,807
		M	159	156	206	193	182	167	188	179	182	211	1,823
Total			523	499	601	535	502	513	521	489	473	539	5,195



**Wayne State University
Degrees Awarded by Level**

Top Ten Bachelor's Degrees Awarded by 2-digit CIP Code for the past ten years for Female

CIP	CIP Program Area	2009	2010	2011	2012	2013	2014	2015	2016	2017	2018	Total
42	PSYCHOLOGY	168	164	216	244	247	322	267	288	300	247	2,463
51	HEALTH PROFESSIONS AND RELATED PROGRAMS	202	199	170	172	193	203	311	250	265	314	2,279
52	BUSINESS, MANAGEMENT, MARKETING, AND RELATED SUPPORT SERVICES	220	176	205	155	184	235	226	231	243	261	2,136
13	EDUCATION	189	190	170	167	136	151	135	125	124	139	1,526
50	VISUAL AND PERFORMING ARTS	109	96	97	109	108	127	134	111	154	118	1,163
44	PUBLIC ADMINISTRATION AND SOCIAL SERVICE PROFESSIONS	70	86	66	95	117	91	103	117	169	129	1,043
45	SOCIAL SCIENCES	83	69	105	87	97	121	92	106	124	101	985
09	COMMUNICATION, JOURNALISM, AND RELATED PROGRAMS	73	76	70	72	78	92	121	80	164	112	938
26	BIOLOGICAL AND BIOMEDICAL SCIENCES	102	85	98	94	82	81	85	89	123	88	927
19	FAMILY AND CONSUMER SCIENCES/HUMAN SCIENCES	58	43	67	75	80	63	95	81	78	92	732

Top Ten Master's Degrees Awarded by 2-digit CIP Code for the past ten years for Female

CIP	CIP PROGRAM AREA	2009	2010	2011	2012	2013	2014	2015	2016	2017	2018	Total
44	PUBLIC ADMINISTRATION AND SOCIAL SERVICE PROFESSIONS	249	226	278	290	285	288	295	323	310	317	2,861
13	EDUCATION	334	287	279	264	200	235	228	229	170	173	2,399
51	HEALTH PROFESSIONS AND RELATED PROGRAMS	175	220	199	236	243	256	227	197	198	208	2,159
25	LIBRARY SCIENCE	167	166	156	149	139	138	146	118	125	125	1,429
52	BUSINESS, MANAGEMENT, MARKETING, AND RELATED SUPPORT SERVICES	159	149	150	123	143	97	90	86	92	133	1,222
14	ENGINEERING	57	37	63	47	34	38	49	55	74	85	539
42	PSYCHOLOGY	46	43	48	42	38	50	59	41	58	55	480
26	BIOLOGICAL AND BIOMEDICAL SCIENCES	34	30	28	34	23	30	22	19	23	37	280
09	COMMUNICATION, JOURNALISM, AND RELATED PROGRAMS	28	33	23	28	21	20	19	18	9	17	216
45	SOCIAL SCIENCES	19	14	11	21	19	15	20	13	18	28	178

Doctoral Degrees Awarded by 2-digit CIP Code for the past ten years for Female

CIP	CIP Program Area	2009	2010	2011	2012	2013	2014	2015	2016	2017	2018	Total
51	HEALTH PROFESSIONS AND RELATED PROGRAMS	31	33	48	46	66	42	47	53	58	69	493
13	EDUCATION	27	14	25	28	27	15	24	30	28	16	234
26	BIOLOGICAL AND BIOMEDICAL SCIENCES	19	12	19	17	15	17	26	13	20	12	170
42	PSYCHOLOGY	17	10	18	14	20	19	18	14	26	14	170
40	PHYSICAL SCIENCES	11	5	10	9	8	18	19	9	12	10	111
45	SOCIAL SCIENCES	7	22	9	10	9	13	8	12	12	7	109
14	ENGINEERING	4	4	5	10	5	10	9	7	9	7	70
23	ENGLISH LANGUAGE AND LITERATURE/LETTERS	5	4	9	4	3	3	8	3	9	3	51
09	COMMUNICATION, JOURNALISM, AND RELATED PROGRAMS	2	5	6	5	2	3	3	5	5	5	41
19	FAMILY AND CONSUMER SCIENCES/HUMAN SCIENCES	2	2	3	2		6	4	1	2	3	25

*Doctoral degrees exclude First-Professional (MD, JD, and PharmD).



**Wayne State University
Degrees Awarded by Level**

Top Ten Bachelor's Degrees Awarded by 2-digit CIP Code for the past ten years for Male

CIP	CIP PROGRAM AREA	2009	2010	2011	2012	2013	2014	2015	2016	2017	2018	Total
52	BUSINESS, MANAGEMENT, MARKETING, AND RELATED SUPPORT SERVICES	233	235	248	274	206	267	250	295	345	380	2,733
14	ENGINEERING	92	100	83	72	105	107	132	151	164	198	1,204
26	BIOLOGICAL AND BIOMEDICAL SCIENCES	100	80	89	89	89	108	105	97	93	85	935
50	VISUAL AND PERFORMING ARTS	80	78	85	77	78	98	88	86	97	71	838
42	PSYCHOLOGY	41	61	56	73	72	101	115	93	101	73	786
45	SOCIAL SCIENCES	69	70	67	84	86	88	72	62	108	75	781
51	HEALTH PROFESSIONS AND RELATED PROGRAMS	52	45	55	43	44	49	128	77	80	97	670
13	EDUCATION	80	66	63	67	56	60	55	59	73	86	665
09	COMMUNICATION, JOURNALISM, AND RELATED PROGRAMS	36	52	35	47	55	66	58	60	63	55	527
43	HOMELAND SECURITY, LAW ENFORCEMENT, FIREFIGHTING AND RELATED PROTECTIVE SERVICES	42	42	55	51	47	77	62	47	44	34	501

Top Ten Master's Degrees Awarded by 2-digit CIP Code for the past ten years for Male

CIP	CIP PROGRAM AREA	2009	2010	2011	2012	2013	2014	2015	2016	2017	2018	Total
14	ENGINEERING	212	132	166	154	135	132	221	294	447	439	2,332
52	BUSINESS, MANAGEMENT, MARKETING, AND RELATED SUPPORT SERVICES	203	204	186	195	149	138	133	128	117	161	1,614
13	EDUCATION	114	114	91	81	75	83	66	69	65	63	821
51	HEALTH PROFESSIONS AND RELATED PROGRAMS	37	39	50	54	49	55	53	50	46	40	473
44	PUBLIC ADMINISTRATION AND SOCIAL SERVICE PROFESSIONS	29	29	36	43	35	29	40	56	48	44	389
25	LIBRARY SCIENCE	33	27	56	49	41	43	42	27	25	26	369
26	BIOLOGICAL AND BIOMEDICAL SCIENCES	20	26	21	23	34	39	24	27	26	34	274
11	COMPUTER AND INFORMATION SCIENCES AND SUPPORT SERVICES	23	18	11	21	28	25	43	43	36	15	263
15	ENGINEERING TECHNOLOGIES AND ENGINEERING-RELATED FIELDS	24	18	17	18	20	24	12	25	17	27	202
31	PARKS, RECREATION, LEISURE, AND FITNESS STUDIES	19	15	12	28	7	13	11	22	21	20	168

Doctoral Degrees Awarded by 2-digit CIP Code for the past ten years for Male

CIP	CIP Program Area	2009	2010	2011	2012	2013	2014	2015	2016	2017	2018	Total
14	ENGINEERING	25	19	22	33	22	35	26	20	19	30	251
40	PHYSICAL SCIENCES	28	22	25	17	19	21	10	17	22	25	206
51	HEALTH PROFESSIONS AND RELATED PROGRAMS	12	15	9	17	13	23	16	19	23	18	165
26	BIOLOGICAL AND BIOMEDICAL SCIENCES	14	10	12	12	14	9	13	13	15	18	130
13	EDUCATION	11	6	5	14	10	12	7	6	14	8	93
11	COMPUTER AND INFORMATION SCIENCES AND SUPPORT SERVICES	11	10	4	9	7	5	8	9	6	6	75
45	SOCIAL SCIENCES	8	5	7	6	7	8	9	10	9	6	75
42	PSYCHOLOGY	4	5	8	3	5	6	6	3	12	4	56
27	MATHEMATICS AND STATISTICS	4	2	2	7	2	7	2	5	7	4	42
23	ENGLISH LANGUAGE AND LITERATURE/LETTERS	0	5	2	2	3	5	5	2	6	1	31

*Doctoral degrees exclude First-Professional (MD, JD, and PharmD).



**Wayne State University
Degrees Awarded by Level**

Top Ten Bachelor's Degrees Awarded by 2-digit CIP Code for the past ten years for Underrepresented Minorities

CIP	CIP Program Area	2009	2010	2011	2012	2013	2014	2015	2016	2017	2018	Total
52	BUSINESS, MANAGEMENT, MARKETING, AND RELATED SUPPORT SERVICES	123	101	125	132	105	144	132	130	139	146	1,277
42	PSYCHOLOGY	64	46	73	78	76	107	89	102	109	74	818
09	COMMUNICATION, JOURNALISM, AND RELATED PROGRAMS	37	36	42	44	40	60	68	44	108	67	546
45	SOCIAL SCIENCES	42	32	45	45	51	70	57	49	64	57	512
44	PUBLIC ADMINISTRATION AND SOCIAL SERVICE PROFESSIONS	33	33	36	48	56	48	48	58	79	68	507
13	EDUCATION	43	56	51	54	39	53	51	29	35	51	462
43	HOMELAND SECURITY, LAW ENFORCEMENT, FIREFIGHTING AND RELATED PROTECTIVE SERVICES	31	38	50	40	47	42	46	49	52	39	434
50	VISUAL AND PERFORMING ARTS	26	39	36	41	36	52	48	46	53	47	424
51	HEALTH PROFESSIONS AND RELATED PROGRAMS	35	32	32	37	27	19	29	29	27	52	319
14	ENGINEERING	19	18	18	13	20	21	26	26	16	35	212

Top Ten Master's Degrees Awarded by 2-digit CIP Code for the past ten years for Underrepresented Minorities

CIP	CIP Program Area	2009	2010	2011	2012	2013	2014	2015	2016	2017	2018	Total
44	PUBLIC ADMINISTRATION AND SOCIAL SERVICE PROFESSIONS	71	78	100	105	90	93	119	126	120	127	1,029
13	EDUCATION	119	120	123	94	81	97	80	89	80	67	950
52	BUSINESS, MANAGEMENT, MARKETING, AND RELATED SUPPORT SERVICES	51	57	57	50	55	38	33	38	32	56	467
51	HEALTH PROFESSIONS AND RELATED PROGRAMS	18	18	28	32	43	37	29	33	14	22	274
25	LIBRARY SCIENCE	14	17	21	14	12	13	16	12	25	25	169
14	ENGINEERING	13	11	17	8	12	7	13	12	14	8	115
09	COMMUNICATION, JOURNALISM, AND RELATED PROGRAMS	13	21	9	12	11	7	11	6	9	14	113
31	PARKS, RECREATION, LEISURE, AND FITNESS STUDIES	6	7	10	13	3	5	9	16	12	12	93
42	PSYCHOLOGY	7	3	10	10	5	8	13	5	10	17	88
45	SOCIAL SCIENCES	0	3	4	6	10	10	6	7	5	14	65

Top Ten Doctoral Degrees Awarded by 2-digit CIP Code for the past ten years for Underrepresented Minorities

CIP	CIP Program Area	2009	2010	2011	2012	2013	2014	2015	2016	2017	2018	Total
13	EDUCATION	15	4	12	15	10	7	6	12	14	9	104
51	HEALTH PROFESSIONS AND RELATED PROGRAMS	2	5	4	11	11	5	11	12	10	10	81
45	SOCIAL SCIENCES	6	6	1	3	4	7	2	5	6	3	43
42	PSYCHOLOGY	3	1	2	3	2	2	2	1	5	1	22
26	BIOLOGICAL AND BIOMEDICAL SCIENCES	3	0	0	2	0	3	5	3	1	3	20
40	PHYSICAL SCIENCES	0	0	0	1	2	2	2	4	1	1	13
16	FOREIGN LANGUAGES, LITERATURES, AND LINGUISTICS	1	0	0	2	1	0	3	3	0	2	12
14	ENGINEERING	3	1	0	1	0	1	0	2	0	2	10
09	COMMUNICATION, JOURNALISM, AND RELATED PROGRAMS	0	1	1	0	1	1	0	1	0	2	7
23	ENGLISH LANGUAGE AND LITERATURE/LETTERS	2	1	0	1	0	0	0	0	3	0	7

*Doctoral degrees exclude First-Professional (MD, JD, and PharmD).



**Wayne State University
Degrees Awarded by Level**

Top Ten Bachelor's Degrees Awarded by 2-digit CIP Code for the past ten years for Asian

CIP	CIP Program Area	2009	2010	2011	2012	2013	2014	2015	2016	2017	2018	Total
52	BUSINESS, MANAGEMENT, MARKETING, AND RELATED SUPPORT SERVICES	32	43	34	32	35	40	35	38	46	48	383
26	BIOLOGICAL AND BIOMEDICAL SCIENCES	42	37	36	35	43	33	33	23	39	29	350
42	PSYCHOLOGY	17	22	32	38	29	43	39	49	46	29	344
51	HEALTH PROFESSIONS AND RELATED PROGRAMS	26	19	21	13	20	16	46	23	36	29	249
14	ENGINEERING	15	14	10	8	12	8	18	21	28	31	165
45	SOCIAL SCIENCES	7	7	12	15	17	16	16	18	21	13	142
19	FAMILY AND CONSUMER SCIENCES/HUMAN SCIENCES	9	7	7	14	19	14	22	9	12	16	129
40	PHYSICAL SCIENCES	9	5	10	9	8	10	4	8	13	10	86
11	COMPUTER AND INFORMATION SCIENCES AND SUPPORT SERVICES	3	1	2	7	2	8	10	8	16	19	76
13	EDUCATION	4	6	5	2	8	5	9	3	13	7	62

Top Ten Master's Degrees Awarded by 2-digit CIP Code for the past ten years for Asian

CIP	CIP Program Area	2009	2010	2011	2012	2013	2014	2015	2016	2017	2018	Total
52	BUSINESS, MANAGEMENT, MARKETING, AND RELATED SUPPORT SERVICES	36	32	31	32	26	14	16	20	17	20	244
14	ENGINEERING	28	21	30	22	18	24	10	24	10	36	223
51	HEALTH PROFESSIONS AND RELATED PROGRAMS	16	21	19	18	17	21	25	10	9	14	170
26	BIOLOGICAL AND BIOMEDICAL SCIENCES	4	13	11	6	8	5	8	3	10	12	80
13	EDUCATION	14	9	5	11	6	7	7	2	7	4	72
44	PUBLIC ADMINISTRATION AND SOCIAL SERVICE PROFESSIONS	4	4	7	1	3	5	3	5	5	7	44
11	COMPUTER AND INFORMATION SCIENCES AND SUPPORT SERVICES	9	7	3	4	1	5	9	1	1	3	43
15	ENGINEERING TECHNOLOGIES AND ENGINEERING-RELATED FIELDS	6	4	5	1	1	3		3	3	1	27
25	LIBRARY SCIENCE	2	6	3	1	2	1	5	2	4	1	27
19	FAMILY AND CONSUMER SCIENCES/HUMAN SCIENCES	3		2		3	7	2		3	1	21

Top Ten Doctoral Degrees Awarded by 2-digit CIP Code for the past ten years for Asian

CIP	CIP Program Area	2009	2010	2011	2012	2013	2014	2015	2016	2017	2018	Total
51	HEALTH PROFESSIONS AND RELATED PROGRAMS	7	4	5	9	8	7	3	3	3	7	56
14	ENGINEERING	7	2	4	5	2	11	7	3	4	4	49
40	PHYSICAL SCIENCES	7	1	6	3	6	7	2	3	4	5	44
26	BIOLOGICAL AND BIOMEDICAL SCIENCES	4	3	4	4	4	4	1	2	3	1	30
11	COMPUTER AND INFORMATION SCIENCES AND SUPPORT SERVICES	2	4	4	1	2	1	3	4		1	22
45	SOCIAL SCIENCES	1	4	2	2	1	1	3		2		16
13	EDUCATION		1	1	2	2	1		1	2	1	11
42	PSYCHOLOGY	1			1	1	2	1	1	1	1	9
27	MATHEMATICS AND STATISTICS	2		4					1		1	8
23	ENGLISH LANGUAGE AND LITERATURE/LETTERS			1			1	1		1	3	7

*Doctoral degrees exclude First-Professional (MD, JD, and PharmD).



**Wayne State University
Degrees Awarded by Level**

Top Ten Bachelor's Degrees Awarded by 2-digit CIP Code for the past ten years for Non-Resident Alien

CIP	CIP Program Area	2009	2010	2011	2012	2013	2014	2015	2016	2017	2018	Total
52	BUSINESS, MANAGEMENT, MARKETING, AND RELATED SUPPORT SERVICES	19	17	17	12	24	14	13	8	16	9	149
51	HEALTH PROFESSIONS AND RELATED PROGRAMS	14	20	15	8	8	4	26	14	19	10	138
26	BIOLOGICAL AND BIOMEDICAL SCIENCES	15	12	19	10	8	10	16	17	14	11	132
14	ENGINEERING	12	11	13	9	7	11	13	12	16	20	124
42	PSYCHOLOGY	5	9	8	6	8	8	5	5	5	6	65
15	ENGINEERING TECHNOLOGIES AND ENGINEERING-RELATED FIELDS	9	13	14	3	1	1	3	4	2	3	53
40	PHYSICAL SCIENCES	6	3	2	4	5	1	6	5	8	1	41
19	FAMILY AND CONSUMER SCIENCES/HUMAN SCIENCES	2	2	8	7	2	4	4	7	2	2	40
13	EDUCATION	2	6	6	4	2	3	4	4	0	4	35
11	COMPUTER AND INFORMATION SCIENCES AND SUPPORT SERVICES	5	4	2	3	0	5	2	6	3	3	33

Top Ten Master's Degrees Awarded by 2-digit CIP Code for the past ten years for Non-Resident Alien

CIP	CIP Program Area	2009	2010	2011	2012	2013	2014	2015	2016	2017	2018	Total
14	ENGINEERING	162	90	100	98	76	85	182	260	438	401	1,892
52	BUSINESS, MANAGEMENT, MARKETING, AND RELATED SUPPORT SERVICES	47	34	24	48	35	26	25	26	34	26	325
11	COMPUTER AND INFORMATION SCIENCES AND SUPPORT SERVICES	23	14	8	26	23	25	58	59	52	20	308
51	HEALTH PROFESSIONS AND RELATED PROGRAMS	25	23	19	20	8	23	31	18	27	21	215
44	PUBLIC ADMINISTRATION AND SOCIAL SERVICE PROFESSIONS	11	9	14	10	15	9	10	14	13	5	110
40	PHYSICAL SCIENCES	17	11	14	12	8	10	9	8	9	3	101
13	EDUCATION	8	7	8	7	8	6	6	14	8	10	82
26	BIOLOGICAL AND BIOMEDICAL SCIENCES	12	14	9	8	11	7	3	5	4	8	81
27	MATHEMATICS AND STATISTICS	4	5	6	9	7	12	2	2	3	7	57
15	ENGINEERING TECHNOLOGIES AND ENGINEERING-RELATED FIELDS	6	4	4	5	6	1	3	5	5	10	49

Top Ten Doctoral Degrees Awarded by 2-digit CIP Code for the past ten years for Non-Resident Alien

CIP	CIP Program Area	2009	2010	2011	2012	2013	2014	2015	2016	2017	2018	Total
40	PHYSICAL SCIENCES	22	17	20	13	15	22	18	14	19	19	179
14	ENGINEERING	15	14	11	25	15	18	18	16	17	21	170
26	BIOLOGICAL AND BIOMEDICAL SCIENCES	11	13	7	12	12	9	14	8	17	10	113
51	HEALTH PROFESSIONS AND RELATED PROGRAMS	7	12	8	9	11	6	3	7	13	12	88
11	COMPUTER AND INFORMATION SCIENCES AND SUPPORT SERVICES	8	4	3	7	6	6	5	6	6	5	56
13	EDUCATION	2	4	4	1	6	4	0	7	9	5	42
27	MATHEMATICS AND STATISTICS	3	2	1	6	3	6	2	5	7	2	37
45	SOCIAL SCIENCES	1	3	4	0	5	3	0	5	5	3	29
42	PSYCHOLOGY	1	2	0	0	3	3	1	0	6	2	18
19	FAMILY AND CONSUMER SCIENCES/HUMAN SCIENCES	0	1	3	0	1	3	3	0	1	2	14

*Doctoral degrees exclude First-Professional (MD, JD, and PharmD).



**Wayne State University
Degrees Awarded by Level**

Top Ten Bachelor's Degrees Awarded by 2-digit CIP Code for the past ten years for White

CIP	CIP Program Area	2009	2010	2011	2012	2013	2014	2015	2016	2017	2018	Total
52	BUSINESS, MANAGEMENT, MARKETING, AND RELATED SUPPORT SERVICES	245	229	248	228	205	271	267	315	362	412	2,782
51	HEALTH PROFESSIONS AND RELATED PROGRAMS	161	160	151	147	169	200	291	236	242	301	2,058
42	PSYCHOLOGY	107	135	144	173	185	233	227	200	227	195	1,826
13	EDUCATION	201	174	158	165	139	142	112	137	136	158	1,522
50	VISUAL AND PERFORMING ARTS	144	116	130	132	135	156	142	129	169	131	1,384
26	BIOLOGICAL AND BIOMEDICAL SCIENCES	106	94	106	109	100	113	116	112	138	112	1,106
45	SOCIAL SCIENCES	89	91	102	101	100	107	75	91	130	96	982
14	ENGINEERING	62	69	61	56	85	76	97	125	128	169	928
09	COMMUNICATION, JOURNALISM, AND RELATED PROGRAMS	66	77	53	60	78	80	90	80	99	91	774
44	PUBLIC ADMINISTRATION AND SOCIAL SERVICE PROFESSIONS	49	66	45	79	70	67	74	78	107	83	718

Top Ten Master's Degrees Awarded by 2-digit CIP Code for the past ten years for White

CIP	CIP Program Area	2009	2010	2011	2012	2013	2014	2015	2016	2017	2018	Total
13	EDUCATION	281	244	212	212	149	182	183	177	135	152	1,927
44	PUBLIC ADMINISTRATION AND SOCIAL SERVICE PROFESSIONS	171	140	168	188	190	199	197	230	217	219	1,919
51	HEALTH PROFESSIONS AND RELATED PROGRAMS	138	165	156	192	210	215	178	168	173	172	1,767
52	BUSINESS, MANAGEMENT, MARKETING, AND RELATED SUPPORT SERVICES	199	193	198	152	153	140	132	124	124	188	1,603
25	LIBRARY SCIENCE	157	137	152	151	139	144	153	116	112	113	1,374
14	ENGINEERING	56	43	71	67	59	51	61	53	56	73	590
42	PSYCHOLOGY	36	42	36	28	37	47	48	39	56	47	416
26	BIOLOGICAL AND BIOMEDICAL SCIENCES	28	25	25	31	28	46	30	34	30	43	320
50	VISUAL AND PERFORMING ARTS	18	26	19	24	21	33	20	14	14	24	213
45	SOCIAL SCIENCES	17	19	13	22	18	16	20	11	17	21	174

Top Ten Doctoral Degrees Awarded by 2-digit CIP Code for the past ten years for White

CIP	CIP Program Area	2009	2010	2011	2012	2013	2014	2015	2016	2017	2018	Total
51	HEALTH PROFESSIONS AND RELATED PROGRAMS	26	25	38	27	45	45	44	46	53	53	402
42	PSYCHOLOGY	16	12	24	13	19	18	20	15	25	14	176
13	EDUCATION	19	10	12	22	18	12	23	14	16	8	154
26	BIOLOGICAL AND BIOMEDICAL SCIENCES	15	6	20	11	13	10	19	13	14	16	137
45	SOCIAL SCIENCES	7	13	9	11	6	9	12	12	7	7	93
14	ENGINEERING	4	6	12	10	9	13	9	6	7	7	83
40	PHYSICAL SCIENCES	10	8	9	9	4	8	7	5	9	10	79
23	ENGLISH LANGUAGE AND LITERATURE/LETTERS	3	7	9	4	6	7	9	5	10	1	61
09	COMMUNICATION, JOURNALISM, AND RELATED PROGRAMS	1	6	7	6	5	2	4	7	7	2	47
54	HISTORY	1	1	3	1	2		4	4	2	2	20

*Doctoral degrees exclude First-Professional (MD, JD, and PharmD).



Wayne State University
Degrees Awarded by Level

Top Ten Bachelor's Degrees Awarded by 2-digit CIP Code for the past ten years for Unknown Race/Ethnicities

CIP	CIP Program Area	2009	2010	2011	2012	2013	2014	2015	2016	2017	2018	Total
52	BUSINESS, MANAGEMENT, MARKETING, AND RELATED SUPPORT SERVICES	34	21	29	25	21	33	29	35	25	26	278
42	PSYCHOLOGY	16	13	15	22	21	32	22	25	14	16	196
51	HEALTH PROFESSIONS AND RELATED PROGRAMS	18	13	6	10	13	13	47	25	21	19	185
26	BIOLOGICAL AND BIOMEDICAL SCIENCES	18	6	13	17	13	17	10	17	9	7	127
50	VISUAL AND PERFORMING ARTS	12	9	5	5	9	8	26	16	18	7	115
13	EDUCATION	19	14	13	9	4	8	14	11	13	5	110
45	SOCIAL SCIENCES	11	8	6	9	15	14	14	6	14	8	105
09	COMMUNICATION, JOURNALISM, AND RELATED PROGRAMS	2	12	4	13	6	9	16	14	9	4	89
14	ENGINEERING	12	10	6	1	5	9	9	12	9	8	81
19	FAMILY AND CONSUMER SCIENCES/HUMAN SCIENCES	3	5	6	4	7	9	9	5	6	4	58

Top Ten Master's Degrees Awarded by 2-digit CIP Code for the past ten years for Unknown Race/Ethnicities

CIP	CIP Program Area	2009	2010	2011	2012	2013	2014	2015	2016	2017	2018	Total
25	LIBRARY SCIENCE	22	30	35	31	25	21	13	11	9	11	208
51	HEALTH PROFESSIONS AND RELATED PROGRAMS	15	32	27	28	14	15	17	18	21	19	206
52	BUSINESS, MANAGEMENT, MARKETING, AND RELATED SUPPORT SERVICES	29	37	26	36	23	17	17	6	2	4	197
13	EDUCATION	26	21	22	21	31	26	18	16	5	3	189
44	PUBLIC ADMINISTRATION AND SOCIAL SERVICE PROFESSIONS	21	24	25	29	22	11	6	4	3	3	148
14	ENGINEERING	10	4	11	6	4	3	4	0	3	6	51
42	PSYCHOLOGY	4	5	7	9	4	1	3	1	0	1	35
26	BIOLOGICAL AND BIOMEDICAL SCIENCES	7	3	3	4	5	5	2	1	1	2	33
09	COMMUNICATION, JOURNALISM, AND RELATED PROGRAMS	2	2	4	2	3	5	3	0	0	1	22
15	ENGINEERING TECHNOLOGIES AND ENGINEERING-RELATED FIELDS	0	0	1	4	2	4	2	2	0	0	15

Top Ten Doctoral Degrees Awarded by 2-digit CIP Code for the past ten years for Unknown Race/Ethnicities

CIP	CIP Program Area	2009	2010	2011	2012	2013	2014	2015	2016	2017	2018	Total
51	HEALTH PROFESSIONS AND RELATED PROGRAMS	1	2	2	7	4	2	2	4	2	5	31
13	EDUCATION	2	1	1	2	1	3	2	2	1	1	16
14	ENGINEERING	0	0	0	2	1	2	1	0	0	3	9
23	ENGLISH LANGUAGE AND LITERATURE/LETTERS	0	1	1	0	0	0	1	0	1	0	4
45	SOCIAL SCIENCES	0	1	0	0	0	1	0	0	1	0	3
40	PHYSICAL SCIENCES	0	1	0	0	0	0	0	0	1	0	2
09	COMMUNICATION, JOURNALISM, AND RELATED PROGRAMS	0	0	0	0	0	0	0	0	0	1	1
27	MATHEMATICS AND STATISTICS	0	0	0	0	0	0	1	0	0	0	1
42	PSYCHOLOGY	0	0	0	0	0	0	0	0	1	0	1

*Doctoral degrees exclude First-Professional (MD, JD, and PharmD).



Wayne State University
Baccalaureate Degrees Awarded by Gender, Race/Ethnicity
IPEDS Award Year 2009

College	CIP Code	Program Classification	F	M	Non-Resident Alien	American Indian or Alaskan Native	Asian	Black or African American	Hispanic or Latino	Native Hawaiian and Other Pacific Islander	White	2 or more races	Unknown	Grand Total
BA	520301	Accounting	43	50	6	0	9	17	1	0	47	1	12	93
	521401	Business Mktg & Mktg Mgmt	60	42	4	0	4	20	2	0	66	1	5	102
	520801	Finance, General	29	48	3	0	8	21	1	0	39	0	5	77
	521101	International Business	2	6	0	0	0	1	3	0	4	0	0	8
	520203	Logistics and Materials Mgt	4	0	0	0	0	3	0	0	1	0	0	4
	521201	Mgmt Into Systs & Bus DP, Genl	17	20	2	1	4	10	1	0	15	0	4	37
	521003	Org'l Behavior Studies	61	64	3	1	7	32	4	0	70	0	8	125
BA Total			216	230	18	2	32	104	12	0	242	2	34	446
ED	131302	Art Teacher Education	6	1	0	0	0	0	0	0	7	0	0	7
	131202	Elementary Teacher Education	98	17	1	0	3	19	3	0	82	0	7	115
	131305	English Teacher Education	11	1	0	0	0	2	0	0	9	0	1	12
	131306	Foreign Languages Teacher Educ	4	0	0	0	0	0	0	0	4	0	0	4
	131307	Health Teacher Education	0	2	0	0	0	0	0	0	2	0	0	2
	131311	Mathematics Teacher Education	8	5	0	0	0	0	0	0	13	0	0	13
	131314	Physical Education Tchg/Coach	12	18	0	0	0	6	1	0	21	0	2	30
	131316	Science Teacher Education	3	3	1	0	0	0	0	0	5	0	0	6
	131318	Social Studies Teacher Educ	11	22	0	0	0	2	1	0	25	0	5	33
	131001	Special Education, General	35	9	0	1	1	6	2	0	30	0	4	44
	131319	Technical Teacher Education	1	2	0	0	0	0	0	0	3	0	0	3
ED Total			189	80	2	1	4	35	7	0	201	0	19	269
EN	140701	Chemical Engineering	8	9	2	0	0	1	1	0	13	0	0	17
	140801	Civil Engineering, General	3	13	1	0	0	2	0	0	11	0	2	16
	151202	Computer Systems Technology	0	1	0	0	0	0	0	0	1	0	0	1
	150303	Electrical,Electronic/Comm Eng	3	19	3	0	2	1	1	0	12	0	3	22
	141001	Electrical/Electrnc/Comm Engg	7	45	6	0	9	10	0	0	22	0	5	52
	150403	Electromechanical Technology	0	3	1	0	0	1	0	0	1	0	0	3
	150612	Industrial Technology/Tech	0	1	0	0	0	1	0	0	0	0	0	1
	143501	Industrial Engineering	5	5	1	0	3	1	0	0	3	0	2	10
	150613	Manufacturing Technology/Tech	3	7	0	0	0	10	0	0	0	0	0	10
	141901	Mechanical Engineering	5	20	2	0	3	4	0	0	13	0	3	25
	150805	Mechanical Engineering Tech	2	32	5	0	1	5	0	0	18	0	5	34
EN Total			36	155	21	0	18	36	2	0	94	0	20	191
FA	190905	Apparel & Textile Mkt Mgt	32	2	1	1	0	8	4	0	18	0	2	34
	500703	Art History/Criticism/Consvrtn	4	1	0	0	0	0	1	0	4	0	0	5
	500701	Art, General	67	35	3	0	2	9	6	0	77	0	5	102
	090101	Communications, Speech,Rhetor	9	8	0	0	0	6	1	0	10	0	0	17
	500301	Dance	7	0	0	0	0	2	0	0	3	0	2	7
	500501	Drama/Theater Arts General	15	14	0	0	1	4	0	0	24	0	0	29
	500602	Film Mak'g/Cinematography/Prod	3	4	0	0	0	0	0	0	7	0	0	7
	500601	Film/Cinema Studies	1	0	0	0	0	0	0	0	0	0	1	1
	090401	Journalism	26	14	0	0	2	13	0	0	24	0	1	40
	500901	Music, General	12	23	0	0	0	3	0	0	28	0	4	35
	090902	Public Relations/Image Mgmt	27	6	0	1	2	10	0	0	19	0	1	33
090701	Radio and Television	11	8	0	0	0	6	0	0	13	0	0	19	
FA Total			214	115	4	2	7	61	12	0	227	0	16	329



Wayne State University
Baccalaureate Degrees Awarded by Gender, Race/Ethnicity
IPEDS Award Year 2009

College	CIP Code	Program Classification	F	M	Non-Resident Alien	American Indian or Alaskan Native	Asian	Black or African American	Hispanic or Latino	Native Hawaiian and Other Pacific Islander	White	2 or more races	Unknown	Grand Total
LS	050201	Afro-American/ Black Studies	1	2	0	0	0	2	1	0	0	0	0	3
	450201	Anthropology	13	8	1	1	0	3	1	0	14	0	1	21
	260101	Biology, General	102	100	15	1	42	15	3	0	106	2	18	202
	400599	Chem Other	1	0	0	0	0	0	0	0	1	0	0	1
	400501	Chemistry, General	17	23	4	0	6	2	0	0	24	1	3	40
	161200	Classics&Classical Lang & Lit	1	5	0	0	0	0	0	0	6	0	0	6
	510201	Communicatio Disorders	12	2	1	0	0	3	2	0	7	0	1	14
	110101	Computer and Info Sci General	2	29	4	0	3	6	0	0	16	0	2	31
	430104	Criminal Justice Studies	71	42	2	0	4	29	2	0	70	0	6	113
	513101	Dietetics	8	2	2	0	1	2	0	0	5	0	0	10
	050104	East Asian Studies	4	1	1	0	1	0	0	0	3	0	0	5
	050105	Eastern European Area Studies	1	3	0	0	1	0	0	0	2	0	1	4
	450601	Economics, General	5	15	0	0	3	5	0	0	11	0	1	20
	230101	English Language/Lit General	25	21	1	0	1	11	0	0	30	1	2	46
	030104	Environmental Science	2	3	0	0	0	2	0	0	3	0	0	5
	500601	Film/Cinema Studies	0	3	0	0	1	0	1	0	1	0	0	3
	190501	Foods and Nutrition & Wellness	26	7	1	0	9	2	1	0	19	0	1	33
	160101	Foreign Langs/Lits General	15	3	0	0	0	4	1	0	13	0	0	18
	450701	Geography	3	8	0	0	0	1	0	0	9	0	1	11
	400601	Geology	0	1	0	0	0	0	0	0	1	0	0	1
	160501	German Language/Literature	2	1	0	0	0	0	0	0	3	0	0	3
	540101	History	11	22	1	1	0	1	1	0	28	0	1	33
	110401	Information Sciences/Systems	1	0	1	0	0	0	0	0	0	0	0	1
	521004	Labor Studies	4	3	1	0	0	3	0	0	3	0	0	7
	160102	Linguistics	6	0	0	0	0	1	0	0	4	0	1	6
	270101	Mathematics	6	18	0	1	1	3	0	0	15	0	4	24
	161199	Mid/Near East&Semitic Lang/Lit	2	0	0	0	0	0	0	0	1	1	0	2
	309999	Multi/Interdisc Studies, Other	42	14	1	0	1	21	1	0	21	0	11	56
	380101	Philosophy	3	10	1	0	0	0	1	0	10	0	1	13
	409999	Physical Sciences Other	3	3	2	1	3	0	0	0	0	0	0	6
	400801	Physics, General	2	4	0	0	0	0	0	0	6	0	0	6
	451001	Polittical Science General	25	32	2	0	2	9	1	0	38	0	5	57
	420101	Psychology	168	41	5	1	17	54	9	0	107	0	16	209
	440401	Public Administration	6	18	2	0	0	7	0	0	12	0	3	24
	160400	Slavic Language and Literature	3	2	0	0	0	0	0	0	5	0	0	5
	451101	Sociology	36	6	0	0	2	19	2	0	16	0	3	42
	451201	Urban Studies/Affairs	1	0	0	0	0	0	0	0	1	0	0	1
LS Total			630	452	48	6	98	205	27	0	611	5	82	1082
NU	511601	Nursing - RN Training	5	1	0	0	2	0	0	0	2	0	2	6
	513801	Reg Nursing/Registered Nurse	116	28	4	0	15	18	3	0	95	1	8	144
NU Total			121	29	4	0	17	18	3	0	97	1	10	150
PA	120302	Funeral Direction/Service	13	7	0	0	0	3	0	0	17	0	0	20
	519999	Hlth Profess, Related Sci, Oth	28	1	4	0	4	2	1	0	16	1	1	29
	510907	Medical Radiologic Tech/Tech	11	7	3	0	2	0	0	0	10	0	3	18
	511005	Medical Technology	15	9	0	0	2	0	0	0	18	1	3	24
	510811	Pathology/Pathologist Assistan	7	2	0	0	0	0	1	0	8	0	0	9
PA Total			74	26	7	0	8	5	2	0	69	2	7	100
SW	440701	Social Work	64	6	0	1	2	21	3	0	37	1	5	70
SW Total			64	6	0	1	2	21	3	0	37	1	5	70
Grand Total			1,544	1,093	104	12	186	485	68	0	1,578	11	193	2,637

* Baccalaureate degrees awarded counts is based on the data captured on July 3,2013. Those counts may not exactly match the counts reported to IPEDS.



Wayne State University
Baccalaureate Degrees Awarded by Gender, Race/Ethnicity
IPEDS Award Year 2010

College	CIP Code	Program Classification	F	M	Non-Resident Alien	American Indian or Alaskan Native	Asian	Black or African American	Hispanic or Latino	Native Hawaiian and Other Pacific Islander	White	2 or more races	Unknown	Grand Total
BA	520301	Accounting	43	43	5	0	11	14	3	0	47	2	4	86
	521401	Business Mktg & Mktg Mgmt	51	41	3	0	4	17	0	0	59	0	9	92
	520801	Finance, General	25	54	3	0	10	19	0	0	45	1	1	79
	521101	International Business	2	14	2	0	1	2	0	0	11	0	0	16
	521201	Mgmt Into Systs & Bus DP, Genl	6	13	1	0	2	7	0	0	8	0	1	19
	521003	Org'l Behavior Studies	48	68	3	0	15	33	1	0	58	0	6	116
BA Total			175	233	17	0	43	92	4	0	228	3	21	408
ED	131302	Art Teacher Education	4	3	0	0	0	0	0	0	5	0	2	7
	139999	Education, Other	7	0	0	0	0	2	0	0	4	0	1	7
	131202	Elementary Teacher Education	106	14	1	2	4	31	3	0	72	2	5	120
	131305	English Teacher Education	10	7	1	0	0	3	0	0	12	0	1	17
	131306	Foreign Languages Teacher Educ	1	0	0	0	0	0	0	0	1	0	0	1
	131307	Health Teacher Education	3	0	1	0	0	0	0	0	2	0	0	3
	131311	Mathematics Teacher Education	5	2	0	0	0	0	1	0	6	0	0	7
	131314	Physical Education Tchg/Coach	9	16	2	0	0	2	2	0	18	0	1	25
	131316	Science Teacher Education	7	4	0	0	0	2	0	0	9	0	0	11
	131318	Social Studies Teacher Educ	8	15	0	0	1	1	0	0	21	0	0	23
	131001	Special Education, General	29	4	1	0	1	5	0	0	22	0	4	33
	131319	Technical Teacher Education	1	1	0	0	0	0	0	0	2	0	0	2
	ED Total			190	66	6	2	6	46	6	0	174	2	14
EN	140701	Chemical Engineering	6	11	2	0	0	0	1	0	13	0	1	17
	140801	Civil Engineering, General	1	16	1	1	1	0	1	0	11	0	2	17
	151202	Computer Systems Technology	0	1	1	0	0	0	0	0	0	0	0	1
	150303	Electrical,Electronic/Comm Eng	1	23	5	0	2	3	0	0	12	0	2	24
	141001	Electrical/Electrnc/Comm Engg	8	35	5	0	5	7	0	0	22	0	4	43
	150403	Electromechanical Technology	0	3	1	0	0	1	0	0	1	0	0	3
	150612	Industrial Technology/Tech	0	1	0	0	0	0	0	0	0	0	1	1
	143501	Industrial Engineering	2	14	2	0	2	3	0	0	8	0	1	16
	150699	Industrial Prod Tech Oth	2	3	1	0	0	3	0	0	0	1	0	5
	150613	Manufacturing Technology/Tech	2	4	0	0	0	4	0	0	1	0	1	6
	141901	Mechanical Engineering	5	24	1	0	6	3	0	0	15	2	2	29
	150805	Mechanical Engineering Tech	1	19	5	0	0	2	0	0	13	0	0	20
	EN Total			28	154	24	1	16	26	2	0	96	3	14
FA	190905	Apparel & Textile Mkt Mgt	14	0	0	0	0	3	1	0	10	0	0	14
	500703	Art History/Criticism/Consrvtm	2	1	0	0	0	0	1	0	2	0	0	3
	500701	Art, General	52	39	1	0	3	15	6	0	58	1	7	91
	090101	Communications, Speech,Rhetor	14	7	1	0	0	5	0	0	14	0	1	21
	500301	Dance	8	0	0	0	0	3	0	0	5	0	0	8
	500501	Drama/Theater Arts General	16	11	1	0	0	5	0	0	21	0	0	27
	500602	Film Mak'g/Cinematography/Prod	1	3	0	0	1	0	1	0	2	0	0	4
	500601	Film/Cinema Studies	1	0	0	0	0	0	1	0	0	0	0	1
	090401	Journalism	25	17	0	0	2	13	1	0	19	1	6	42
	500901	Music, General	15	19	0	0	3	3	2	0	24	0	2	34
	090902	Public Relations/Image Mgmt	28	10	0	0	0	6	0	0	29	0	3	38
	090701	Radio and Television	9	18	0	0	0	9	1	0	15	0	2	27
	FA Total			185	125	3	0	9	62	14	0	199	2	21



Wayne State University
Baccalaureate Degrees Awarded by Gender, Race/Ethnicity
IPEDS Award Year 2010

College	CIP Code	Program Classification	F	M	Non-Resident Alien	American Indian or Alaskan Native	Asian	Black or African American	Hispanic or Latino	Native Hawaiian and Other Pacific Islander	White	2 or more races	Unknown	Grand Total
LS	050201	Afro-American/ Black Studies	3	1	0	0	0	4	0	0	0	0	0	4
	450201	Anthropology	11	7	0	0	1	3	1	0	13	0	0	18
	260101	Biology, General	85	80	12	0	37	11	0	1	94	4	6	165
	400599	Chem Other	4	1	1	0	0	0	0	0	4	0	0	5
	400501	Chemistry, General	12	9	2	0	4	0	0	0	12	2	1	21
	161200	Classics&Classical Lang & Lit	1	1	0	0	0	0	0	0	2	0	0	2
	510201	Communicatio Disorders	15	2	4	0	0	3	0	0	9	0	1	17
	110101	Computer and Info Sci General	1	14	4	0	1	2	1	0	7	0	0	15
	430104	Criminal Justice Studies	54	42	1	1	2	32	4	0	50	1	5	96
	513101	Dietetics	4	0	0	0	0	0	0	0	4	0	0	4
	050104	East Asian Studies	3	4	0	0	1	1	1	0	4	0	0	7
	050105	Eastern European Area Studies	2	2	0	0	2	0	0	0	2	0	0	4
	450601	Economics, General	7	18	0	0	3	7	0	0	12	0	3	25
	230101	English Language/Lit General	50	26	0	0	4	23	0	0	44	1	4	76
	030104	Environmental Science	4	3	2	0	0	1	0	0	4	0	0	7
	500601	Film/Cinema Studies	1	5	0	0	1	1	0	0	4	0	0	6
	190501	Foods and Nutrition & Wellness	29	13	2	0	7	2	1	0	24	1	5	42
	160101	Foreign Langs/Lits General	19	5	1	0	1	2	4	0	15	0	1	24
	450701	Geography	1	7	0	0	1	0	0	0	7	0	0	8
	400601	Geology	4	3	0	0	0	2	0	0	5	0	0	7
	160501	German Language/Literature	2	2	0	0	0	0	0	0	4	0	0	4
	540101	History	12	18	1	0	2	2	2	0	21	0	2	30
	110401	Information Sciences/Systems	0	1	0	0	0	1	0	0	0	0	0	1
	521004	Labor Studies	1	2	0	0	0	1	1	0	1	0	0	3
	160102	Linguistics	2	1	1	0	0	0	0	0	2	0	0	3
	270101	Mathematics	6	4	0	0	1	2	0	0	7	0	0	10
	161199	Mid/Near East&Semitic Lang/Lit	1	2	0	0	1	0	0	0	2	0	0	3
	309999	Multi/Interdisc Studies, Other	27	9	0	0	1	21	0	0	10	0	4	36
	380101	Philosophy	2	7	0	0	1	0	0	0	7	0	1	9
	409999	Physical Sciences Other	5	4	0	0	1	0	0	0	7	1	0	9
	400801	Physics, General	0	5	0	0	0	0	0	0	5	0	0	5
	451001	Politial Science General	13	26	0	0	0	4	3	0	31	0	1	39
	420101	Psychology	164	61	9	2	22	39	3	0	135	2	13	225
	440401	Public Administration	9	8	0	0	0	5	1	0	9	1	1	17
	160400	Slavic Language and Literature	1	4	1	0	0	0	0	0	4	0	0	5
	451101	Sociology	34	10	1	1	2	10	2	0	23	1	4	44
	451201	Urban Studies/Affairs	3	2	0	0	0	0	0	0	5	0	0	5
LS Total			592	409	42	4	96	179	24	1	589	14	52	1001
NU	513801	Reg Nursing/Registered Nurse	112	27	7	1	13	19	2	0	90	0	7	139
NU Total			112	27	7	1	13	19	2	0	90	0	7	139
PA	120302	Funeral Direction/Service	19	9	0	0	0	2	0	0	25	0	1	28
	519999	Hlth Profess, Related Sci, Oth	26	3	5	0	2	1	0	0	19	0	2	29
	510907	Medical Radiologic Tech/Tech	16	7	2	0	2	2	0	0	16	0	1	23
	511005	Medical Technology	19	4	2	0	2	2	0	0	14	1	2	23
	510811	Pathology/Pathologist Assistan	7	2	0	0	0	1	0	0	8	0	0	9
PA Total			87	25	9	0	6	8	0	0	82	1	6	112
SW	440701	Social Work	77	12	2	1	0	24	0	0	57	1	4	89
SW Total			77	12	2	1	0	24	0	0	57	1	4	89
Grand Total			1,446	1,051	110	9	189	456	52	1	1,515	26	139	2,497

* Baccalaureate degrees awarded counts is based on the data captured on July 3,2013. Those counts may not exactly match the counts reported to IPEDS.



Wayne State University
Baccalaureate Degrees Awarded by Gender, Race/Ethnicity
IPEDS Award Year 2011

College	CIP Code	Program Classification	F	M	Non-Resident Alien	American Indian or Alaskan Native	Asian	Black or African American	Hispanic or Latino	Native Hawaiian and Other Pacific Islander	White	2 or more races	Unknown	Grand Total
BA	520301	Accounting	50	57	5	0	9	23	0	0	62	0	8	107
	521401	Business Mktg & Mktg Mgmt	47	39	3	0	6	16	1	0	56	0	4	86
	520801	Finance, General	23	49	3	1	7	13	2	0	37	0	9	72
	521101	International Business	9	8	1	0	1	3	1	0	10	0	1	17
	521201	Mgmt Into Sysys & Bus DP, Genl	12	21	3	0	5	15	1	0	7	0	2	33
	521003	Org'l Behavior Studies	62	74	2	0	6	45	2	0	75	1	5	136
BA Total			203	248	17	1	34	115	7	0	247	1	29	451
ED	131302	Art Teacher Education	4	3	0	0	0	0	0	0	6	0	1	7
	139999	Education, Other	14	2	0	0	0	3	0	0	12	0	1	16
	131202	Elementary Teacher Education	34	4	0	0	2	11	2	0	22	0	1	38
	131305	English Teacher Education	14	6	1	0	1	2	3	0	11	0	2	20
	131306	Foreign Languages Teacher Educ	1	0	0	0	0	1	0	0	0	0	0	1
	131307	Health Teacher Education	2	1	0	0	0	0	1	0	2	0	0	3
	131311	Mathematics Teacher Education	9	5	0	0	2	2	0	0	10	0	0	14
	131314	Physical Education Tchg/Coach	12	12	3	0	0	2	0	0	17	0	2	24
	451001	Political Science General	0	1	0	0	0	0	0	0	1	0	0	1
	131316	Science Teacher Education	20	4	1	0	0	7	1	0	13	0	2	24
	131318	Social Studies Teacher Educ	18	23	1	0	0	4	3	0	29	0	4	41
	160905	Spanish Language/Literature	0	1	0	0	0	0	0	0	1	0	0	1
	131001	Special Education, General	42	2	0	0	0	6	1	0	36	1	0	44
	131319	Technical Teacher Education	0	1	0	0	0	1	0	0	0	0	0	1
	ED Total			170	65	6	0	5	39	11	0	160	1	13
EN	140701	Chemical Engineering	8	14	1	0	2	2	0	0	16	0	1	22
	140801	Civil Engineering, General	3	16	3	1	0	0	0	0	13	0	2	19
	151202	Computer Systems Technology	0	3	0	0	1	0	0	0	1	0	1	3
	151001	Construction Engg Tech	0	2	0	0	0	0	0	0	2	0	0	2
	150303	Electrical,Electronic/Comm Eng	4	22	6	0	0	7	1	0	9	0	3	26
	141001	Electrical/Electrnc/Comm Engg	3	27	6	0	5	5	0	0	12	1	1	30
	150403	Electromechanical Technology	0	1	0	0	0	0	0	0	1	0	0	1
	150612	Industrial Technology/Tech	0	1	0	0	0	1	0	0	0	0	0	1
	143501	Industrial Engineering	6	9	2	0	1	5	0	0	6	0	1	15
	150613	Manufacturing Technology/Tech	0	4	0	0	0	4	0	0	0	0	0	4
	141901	Mechanical Engineering	5	17	1	0	2	4	0	0	14	0	1	22
	150805	Mechanical Engineering Tech	1	19	8	0	1	1	1	0	9	0	0	20
	EN Total			30	135	27	1	12	29	2	0	83	1	10
FA	190905	Apparel & Textile Mkt Mgt	24	2	2	0	1	5	0	0	17	0	1	26
	500703	Art History/Criticism/Consvrtn	4	0	0	0	0	0	0	0	4	0	0	4
	500701	Art, General	53	43	5	0	3	12	6	0	67	0	3	96
	090101	Communications, Speech,Rhetor	12	2	0	0	1	5	0	0	7	1	0	14
	500301	Dance	8	2	1	0	0	4	0	0	5	0	0	10
	500501	Drama/Theater Arts General	13	9	0	0	1	1	1	0	19	0	0	22
	500602	Film Mak'g/Cinematography/Prod	8	4	0	0	1	2	0	0	8	1	0	12
	090401	Journalism	20	14	2	0	1	7	4	0	19	0	1	34
	500901	Music, General	9	27	0	3	0	4	1	0	26	0	2	36
	090902	Public Relations/Image Mgmt	25	7	1	0	1	11	2	0	15	0	2	32
	090701	Radio and Television	13	12	0	0	0	11	1	0	12	0	1	25
FA Total			189	122	11	3	9	62	15	0	199	2	10	311



Wayne State University
Baccalaureate Degrees Awarded by Gender, Race/Ethnicity
IPEDS Award Year 2011

College	CIP Code	Program Classification	F	M	Non-Resident Alien	American Indian or Alaskan Native	Asian	Black or African American	Hispanic or Latino	Native Hawaiian and Other Pacific Islander	White	2 or more races	Unknown	Grand Total
LS	050201	Afro-American/ Black Studies	4	2	0	0	0	4	0	0	1	0	1	6
	050102	American Studies/Civilization	0	1	0	0	0	0	0	0	1	0	0	1
	450201	Anthropology	10	5	0	0	1	3	0	0	11	0	0	15
	260101	Biology, General	98	89	19	0	36	7	2	0	106	4	13	187
	400599	Chem Other	1	4	0	0	3	1	1	0	0	0	0	5
	400501	Chemistry, General	11	15	2	0	3	3	0	0	18	0	0	26
	161200	Classics&Classical Lang & Lit	1	3	0	0	1	0	0	0	3	0	0	4
	510201	Communicatio Disorders	23	1	2	0	2	0	1	0	16	3	0	24
	110101	Computer and Info Sci General	3	23	2	0	2	2	0	0	18	0	2	26
	430104	Criminal Justice Studies	68	55	1	0	8	47	3	0	57	0	7	123
	513101	Dietetics	9	0	3	0	1	0	0	0	4	0	1	9
	050104	East Asian Studies	1	7	0	0	1	1	0	0	5	0	1	8
	050105	Eastern European Area Studies	4	3	2	0	0	0	0	0	4	1	0	7
	450601	Economics, General	11	16	3	0	2	2	0	0	20	0	0	27
	230101	English Language/Lit General	56	32	1	0	4	14	5	1	58	1	4	88
	030104	Environmental Science	9	3	0	0	0	1	1	0	9	1	0	12
	500601	Film/Cinema Studies	2	0	0	0	0	1	0	0	1	0	0	2
	190501	Foods and Nutrition & Wellness	43	11	6	0	6	5	0	1	30	1	5	54
	160101	Foreign Langs/Lits General	15	5	1	0	1	3	2	0	12	1	0	20
	450701	Geography	1	3	1	0	0	0	0	0	3	0	0	4
	400601	Geology	4	3	0	0	0	2	1	0	4	0	0	7
	160501	German Language/Literature	3	1	0	0	1	0	0	0	2	0	1	4
	540101	History	10	20	0	0	1	2	0	0	26	0	1	30
	110401	Information Sciences/Systems	1	0	0	0	0	0	0	0	1	0	0	1
	521004	Labor Studies	2	0	0	0	0	1	0	0	1	0	0	2
	160102	Linguistics	2	1	0	0	1	1	0	0	1	0	0	3
	270101	Mathematics	7	11	1	0	1	3	1	0	12	0	0	18
	161199	Mid/Near East&Semitic Lang/Lit	1	1	0	0	0	0	0	0	2	0	0	2
	309999	Multi/Interdisc Studies, Other	38	13	0	0	1	31	1	0	12	0	6	51
	380101	Philosophy	1	3	0	0	0	0	0	0	4	0	0	4
	409999	Physical Sciences Other	9	4	0	0	4	0	0	0	9	0	0	13
	400801	Physics, General	2	6	0	0	0	0	0	0	8	0	0	8
	451001	Political Science General	20	33	2	0	3	7	2	0	33	2	4	53
	420101	Psychology	216	56	8	0	32	63	7	0	144	3	15	272
	440401	Public Administration	6	10	0	0	2	7	0	0	6	0	1	16
	160400	Slavic Language and Literature	2	1	0	1	0	0	0	0	2	0	0	3
	451101	Sociology	56	6	1	1	6	22	2	0	27	1	2	62
	451201	Urban Studies/Affairs	7	3	0	0	0	1	2	0	7	0	0	10
LS Total			757	450	55	2	123	234	31	2	678	18	64	1207
NU	513801	Reg Nursing/Registered Nurse	79	27	4	0	11	16	1	0	71	1	2	106
NU Total			79	27	4	0	11	16	1	0	71	1	2	106
PA	120302	Funeral Direction/Service	10	2	0	0	0	3	0	0	9	0	0	12
	519999	Hlth Profess, Related Sci, Oth	27	5	2	0	3	2	1	0	23	1	0	32
	510907	Medical Radiologic Tech/Tech	16	9	4	0	0	3	0	0	17	0	1	25
	511005	Medical Technology	12	6	0	0	3	1	0	0	12	0	2	18
	510811	Pathology/Pathologist Assistan	4	7	0	1	1	1	0	0	8	0	0	11
PA Total			69	29	6	1	7	10	1	0	69	1	3	98
SW	440701	Social Work	60	11	2	0	1	25	4	0	39	0	0	71
SW Total			60	11	2	0	1	25	4	0	39	0	0	71
Grand Total			1,557	1,087	128	8	202	530	72	2	1,546	25	131	2,644

* Baccalaureate degrees awarded counts is based on the data captured on July 3,2013. Those counts may not exactly match the counts reported to IPEDS.



Wayne State University
Baccalaureate Degrees Awarded by Gender, Race/Ethnicity
IPEDS Award Year 2012

College	CIP Code	Program Classification	Non-Resident		American Indian or	Black or African	Hispanic or	Native Hawaiian and	2 or more		Unknown	Grand Total		
			F	M	Alien	Alaskan Native	Asian	American	Latino	Other Pacific Islander			White	rac
BA	520301	Accounting	32	57	5	0	6	16	3	0	52	1	6	89
	521401	Business Mktg & Mktg Mgmt	38	41	1	0	5	19	3	0	46	0	5	79
	520801	Finance, General	11	54	1	0	10	15	0	0	36	0	3	65
	521101	International Business	15	20	2	0	1	8	3	0	18	0	3	35
	521201	Mgmt Into Systs & Bus DP, Genl	6	21	1	0	2	6	0	0	16	0	2	27
	521003	Org'l Behavior Studies	51	80	1	1	8	50	5	0	59	1	6	131
BA Total			153	273	11	1	32	114	14	0	227	2	25	426
ED	131302	Art Teacher Education	3	0	0	0	0	1	0	0	2	0	0	3
	139999	Education, Other	25	2	0	0	0	8	0	0	18	1	0	27
	131202	Elementary Teacher Education	19	4	0	0	0	7	3	0	11	1	1	23
	131305	English Teacher Education	15	7	0	0	1	5	0	0	16	0	0	22
	131307	Health Teacher Education	2	1	0	0	0	0	0	0	3	0	0	3
	131311	Mathematics Teacher Education	21	4	0	0	1	5	1	0	17	0	1	25
	131314	Physical Education Tchg/Coach	8	15	4	0	0	2	1	0	15	0	1	23
	131316	Science Teacher Education	22	8	0	0	0	5	1	0	21	1	2	30
	131318	Social Studies Teacher Educ	18	18	0	0	0	2	1	0	29	1	3	36
	131001	Special Education, General	34	8	0	1	0	7	0	0	33	0	1	42
ED Total			167	67	4	1	2	42	7	0	165	4	9	234
EN	140701	Chemical Engineering	4	10	1	0	2	2	0	0	9	0	0	14
	140801	Civil Engineering, General	1	17	2	0	0	0	3	0	13	0	0	18
	110101	Computer and Info Sci General	2	10	1	0	4	1	0	0	6	0	0	12
	151202	Computer Systems Technology	0	1	0	0	0	1	0	0	0	0	0	1
	151001	Construction Engg Tech	0	3	0	0	0	0	0	0	3	0	0	3
	150303	Electrical,Electronic/Comm Eng	1	9	0	0	0	2	2	0	5	0	1	10
	141001	Electrical/Electrnc/Comm Engg	5	19	2	0	3	2	0	1	15	0	1	24
	150612	Industrial Technology/Tech	0	2	1	0	0	1	0	0	0	0	0	2
	143501	Industrial Engineering	3	8	2	0	2	1	1	0	5	0	0	11
	150613	Manufacturing Technology/Tech	0	2	0	0	0	2	0	0	0	0	0	2
	141901	Mechanical Engineering	2	18	2	0	1	2	1	0	14	0	0	20
	150805	Mechanical Engineering Tech	1	11	2	0	1	2	0	0	7	0	0	12
	EN Total			19	110	13	0	13	16	7	1	77	0	2
FA	190905	Apparel & Testile Mkt Mgt	25	2	0	0	1	6	1	0	18	0	1	27
	500703	Art History/Criticism/Consrvtm	3	1	0	0	0	1	0	0	2	0	1	4
	500701	Art, General	66	26	1	1	6	15	4	0	62	0	3	92
	090101	Communications, Speech,Rhetor	11	5	0	0	0	5	0	0	9	0	2	16
	500301	Dance	12	0	0	0	0	5	0	0	7	0	0	12
	500501	Drama/Theater Arts General	10	9	0	0	0	2	0	0	16	0	1	19
	500602	Film Mak'g/Cinematography/Prod	1	9	0	0	0	0	1	0	8	1	0	10
	090401	Journalism	18	11	0	0	1	12	1	0	11	1	3	29
	500901	Music, General	17	29	1	0	0	9	1	0	34	1	0	46
	090902	Public Relations/Image Mgmt	28	8	0	0	0	9	0	0	21	1	5	36
	090701	Radio and Television	15	23	0	0	1	12	3	0	19	0	3	38
FA Total			206	123	2	1	9	76	11	0	207	4	19	329



Wayne State University
Baccalaureate Degrees Awarded by Gender, Race/Ethnicity
IPEDS Award Year 2012

College	CIP Code	Program Classification	F	M	Non-Resident Alien	American Indian or Alaskan Native	Asian	Black or African American	Hispanic or Latino	Native Hawaiian and Other Pacific Islander	White	2 or more races	Unknown	Grand Total
LS	050201	Afro-American/ Black Studies	4	2	0	0	0	6	0	0	0	0	0	6
	050102	American Studies/Civilization	1	0	0	0	0	0	0	0	1	0	0	1
	450201	Anthropology	17	5	0	0	1	0	2	0	18	0	1	22
	260101	Biology, General	94	89	10	1	35	8	2	0	109	1	17	183
	400599	Chem Other	6	8	1	0	2	0	0	0	11	0	0	14
	400501	Chemistry, General	10	16	3	0	2	1	0	0	19	0	1	26
	161200	Classics&Classical Lang & Lit	2	0	0	0	0	0	0	0	2	0	0	2
	510201	Communicatio Disorders	32	0	2	0	0	4	0	0	26	0	0	32
	110101	Computer and Info Sci General	0	9	2	0	3	1	0	0	3	0	0	9
	430104	Criminal Justice Studies	75	51	2	0	9	36	4	0	71	0	4	126
	513101	Dietetics	6	0	1	0	0	0	0	0	5	0	0	6
	050104	East Asian Studies	6	3	0	0	3	2	0	0	4	0	0	9
	050105	Eastern European Area Studies	2	1	0	0	1	1	0	0	1	0	0	3
	450601	Economics, General	9	19	0	0	9	0	1	0	16	0	2	28
	230101	English Language/Lit General	34	18	0	0	1	12	1	0	36	1	1	52
	030104	Environmental Science	5	5	1	0	1	1	0	0	7	0	0	10
	500601	Film/Cinema Studies	0	3	0	0	0	0	0	0	3	0	0	3
	190501	Foods and Nutrition & Wellness	50	23	7	0	13	2	3	0	44	1	3	73
	160101	Foreign Langs/Lits General	12	4	1	0	0	3	1	0	10	1	0	16
	450701	Geography	2	0	0	0	0	1	0	0	1	0	0	2
	400601	Geology	1	5	0	0	0	0	0	0	6	0	0	6
	160501	German Language/Literature	2	3	0	0	0	0	0	0	5	0	0	5
	540101	History	13	20	0	0	0	6	0	0	22	1	4	33
	110401	Information Sciences/Systems	1	3	0	0	0	1	1	0	2	0	0	4
	521004	Labor Studies	2	1	1	0	0	1	0	0	1	0	0	3
	160102	Linguistics	3	5	0	0	1	3	0	0	4	0	0	8
	270101	Mathematics	6	9	3	0	1	2	0	0	8	0	1	15
	161199	Mid/Near East&Semitic Lang/Lit	1	1	0	0	0	0	0	0	2	0	0	2
	309999	Multi/Interdisc Studies, Other	17	9	0	1	0	15	0	0	8	0	2	26
	380101	Philosophy	1	2	0	0	0	1	0	0	2	0	0	3
	409999	Physical Sciences Other	3	9	0	0	5	0	0	0	6	1	0	12
	400801	Physics, General	0	3	0	0	0	0	0	0	3	0	0	3
	451001	Political Science General	31	39	1	0	3	17	1	0	42	1	5	70
	420101	Psychology	244	73	6	1	38	71	3	0	173	3	22	317
	440401	Public Administration	9	17	0	0	1	8	1	0	13	1	2	26
	160400	Slavic Language and Literature	2	1	0	0	0	0	0	0	3	0	0	3
	451101	Sociology	24	9	0	0	1	17	0	0	12	2	1	33
	451201	Urban Studies/Affairs	4	12	0	0	1	3	0	0	12	0	0	16
LS Total			731	477	41	3	131	223	20	0	711	13	66	1208
NU	513801	Reg Nursing/Registered Nurse	74	18	2	0	5	15	4	0	60	1	5	92
NU Total			74	18	2	0	5	15	4	0	60	1	5	92
PA	120302	Funeral Direction/Service	14	13	1	0	0	2	0	0	23	0	1	27
	519999	Hlth Profess, Related Sci, Oth	30	6	0	0	2	5	1	0	28	0	0	36
	510907	Medical Radiologic Tech/Tech	17	10	2	1	3	1	1	0	17	0	2	27
	511005	Medical Technology	9	3	1	0	2	2	0	0	4	0	3	12
	510811	Pathology/Pathologist Assistan	4	6	0	1	1	1	0	0	7	0	0	10
PA Total			74	38	4	2	8	11	2	0	79	0	6	112
SW	440701	Social Work	86	22	1	3	1	28	3	0	66	4	2	108
SW Total			86	22	1	3	1	28	3	0	66	4	2	108
Grand Total			1,510	1,128	78	11	201	525	68	1	1,592	28	134	2,638

* Baccalaureate degrees awarded counts is based on the data captured on July 3,2013. Those counts may not exactly match the counts reported to IPEDS.



Wayne State University
Baccalaureate Degrees Awarded by Gender, Race/Ethnicity
IPEDS Award Year 2013

College	CIP Code	Program Classification	F	M	Non-Resident Alien	American Indian or Alaskan Native	Asian	Black or African American	Hispanic or Latino	Native Hawaiian and Other Pacific Islander	White	2 or more races	Unknown	Grand Total
BA	520301	Accounting	51	40	8	0	8	13	4	0	51	1	6	91
	521401	Business Mktg & Mktg Mgmt	43	40	5	0	7	14	1	0	50	1	5	83
	520801	Finance, General	9	30	7	0	2	8	2	0	20	0	0	39
	521101	International Business	20	26	0	0	3	12	1	0	28	0	2	46
	521201	Mgmt Into Systs & Bus DP, Genl	4	17	0	0	3	3	0	0	13	0	2	21
	521003	Org'l Behavior Studies	57	52	4	0	12	39	4	0	42	2	6	109
BA Total			184	205	24	0	35	89	12	0	204	4	21	389
ED	131302	Art Teacher Education	6	2	0	0	0	0	0	0	8	0	0	8
	139999	Education, Other	6	0	0	0	0	2	0	0	4	0	0	6
	131202	Elementary Teacher Education	15	1	0	1	0	4	1	0	9	0	1	16
	131305	English Teacher Education	7	6	0	0	0	3	0	0	9	0	1	13
	131306	Foreign Languages Teacher Educ	1	0	0	0	0	0	0	0	1	0	0	1
	131307	Health Teacher Education	0	1	0	0	0	0	0	0	1	0	0	1
	131311	Mathematics Teacher Education	18	6	0	0	1	5	1	0	17	0	0	24
	131314	Physical Education Tchg/Coach	12	21	2	0	2	1	2	0	26	0	0	33
	131316	Science Teacher Education	21	2	0	0	2	3	0	0	17	0	1	23
	131318	Social Studies Teacher Educ	21	12	0	0	3	4	0	0	26	0	0	33
	160905	Spanish Language/Literature	1	0	0	0	0	0	0	0	1	0	0	1
	131001	Special Education, General	29	4	0	0	0	12	0	0	20	0	1	33
	131319	Technical Teacher Education	0	1	0	0	0	0	0	0	1	0	0	1
	ED Total			137	56	2	1	8	34	4	0	140	0	4
EN	140701	Chemical Engineering	6	17	1	0	1	0	0	0	21	0	0	23
	140801	Civil Engineering, General	6	16	2	0	3	2	0	0	13	1	1	22
	110101	Computer and Info Sci General	1	17	0	0	1	2	1	0	14	0	0	18
	151001	Construction Engg Tech	0	4	0	0	0	0	0	0	4	0	0	4
	150303	Electrical,Electronic/Comm Eng	1	13	0	0	0	5	1	0	8	0	0	14
	141001	Electrical/Electrnc/Comm Engg	6	37	1	0	6	5	0	0	28	1	2	43
	143501	Industrial Engineering	2	6	1	0	1	4	0	0	2	0	0	8
	150699	Industrial Prod Tech Oth	1	1	0	0	0	2	0	0	0	0	0	2
	141901	Mechanical Engineering	4	29	2	0	1	6	0	0	21	1	2	33
	150805	Mechanical Engineering Tech	2	14	1	0	0	0	0	0	13	0	2	16
EN Total			29	154	8	0	13	26	2	0	124	3	7	183
FA	190905	Apparel & Textile Mkt Mgt	25	3	0	0	0	9	0	0	18	0	1	28
	500703	Art History/Criticism/Consvrtn	3	0	0	0	0	0	0	0	3	0	0	3
	500701	Art, General	62	31	0	1	2	12	2	0	68	1	7	93
	090101	Communications, Speech,Rhetor	15	12	0	0	1	11	1	0	12	0	2	27
	500301	Dance	10	2	0	0	0	2	0	0	8	1	1	12
	500501	Drama/Theater Arts General	19	10	0	0	0	7	1	0	20	0	1	29
	500602	Film Mak'g/Cinematography/Prod	5	11	0	0	3	0	0	0	13	0	0	16
	090401	Journalism	15	14	1	0	2	9	0	0	17	0	0	29
	500901	Music, General	8	22	1	1	0	5	1	0	21	1	0	30
	090902	Public Relations/Image Mgmt	27	11	0	0	1	6	1	0	27	1	2	38
090701	Radio and Television	21	18	1	0	3	11	0	0	22	0	2	39	
FA Total			210	134	3	2	12	72	6	0	229	4	16	344



Wayne State University
Baccalaureate Degrees Awarded by Gender, Race/Ethnicity
IPEDS Award Year 2013

College	CIP Code	Program Classification	F	M	Non-Resident Alien	American Indian or Alaskan Native	Asian	Black or African American	Hispanic or Latino	Native Hawaiian and Other Pacific Islander	White	2 or more races	Unknown	Grand Total
LS	050201	Afro-American/ Black Studies	8	1	0	1	0	7	0	0	1	0	0	9
	450201	Anthropology	19	5	0	0	2	4	1	0	16	0	1	24
	260101	Biology, General	82	89	8	0	43	3	3	0	100	1	13	171
	400599	Chem Other	9	12	2	0	4	1	1	0	11	1	1	21
	400501	Chemistry, General	10	16	2	0	1	0	1	0	19	1	2	26
	161200	Classics&Classical Lang & Lit	4	2	0	0	0	0	0	0	4	2	0	6
	510201	Communicatio Disorders	43	3	1	0	4	4	4	0	32	1	0	46
	110101	Computer and Info Sci General	1	6	0	0	0	2	0	0	5	0	0	7
	430104	Criminal Justice Studies	67	47	2	0	4	43	3	0	57	1	4	114
	513101	Dietetics	10	0	0	0	0	1	0	0	8	0	1	10
	050104	East Asian Studies	5	6	0	0	1	2	0	0	7	0	1	11
	050105	Eastern European Area Studies	2	3	0	0	0	0	0	0	4	0	1	5
	450601	Economics, General	5	24	0	0	9	2	0	0	15	0	3	29
	230101	English Language/Lit General	33	19	2	1	0	12	3	0	33	0	1	52
	030104	Environmental Science	5	7	0	0	1	0	1	0	9	1	0	12
	500601	Film/Cinema Studies	1	2	0	0	0	1	0	0	2	0	0	3
	190501	Foods and Nutrition & Wellness	55	22	2	1	19	4	2	0	40	3	6	77
	160101	Foreign Langs/Lits General	12	4	1	0	1	1	3	0	10	0	0	16
	400601	Geology	4	4	0	0	0	0	0	0	6	1	1	8
	160501	German Language/Literature	4	0	1	0	0	0	0	0	2	1	0	4
	540101	History	13	18	0	0	1	4	1	0	23	0	2	31
	110401	Information Sciences/Systems	1	2	0	0	1	1	0	0	1	0	0	3
	521004	Labor Studies	0	1	0	0	0	0	0	0	1	0	0	1
	160102	Linguistics	6	0	0	0	0	0	1	0	4	1	0	6
	270101	Mathematics	8	8	0	0	1	3	1	0	11	0	0	16
	161199	Mid/Near East&Semitic Lang/Lit	1	0	0	0	0	0	0	0	1	0	0	1
	309999	Multi/Interdisc Studies, Other	11	6	0	0	0	14	1	0	2	0	0	17
	380101	Philosophy	0	5	0	0	0	0	0	0	4	0	1	5
	409999	Physical Sciences Other	3	5	1	0	3	0	0	0	4	0	0	8
	400801	Physics, General	1	2	0	0	0	0	0	1	2	0	0	3
	451001	Politial Science General	28	34	0	1	3	8	3	0	40	0	7	62
	420101	Psychology	247	72	8	1	29	59	10	0	185	6	21	319
	440401	Public Administration	10	10	0	0	1	6	1	0	6	1	5	20
	160400	Slavic Language and Literature	2	2	0	0	1	0	0	0	3	0	0	4
	451101	Sociology	36	13	0	1	3	28	0	0	12	1	4	49
	451201	Urban Studies/Affairs	9	10	0	0	0	2	0	0	17	0	0	19
LS Total			755	460	30	6	132	212	40	1	697	22	75	1215
NU	513801	Reg Nursing/Registered Nurse	73	15	2	0	7	6	1	0	65	2	5	88
NU Total			73	15	2	0	7	6	1	0	65	2	5	88
PA	120302	Funeral Direction/Service	22	13	1	0	0	6	2	0	26	0	0	35
	519999	Hlth Profess, Related Sci, Oth	29	9	1	0	5	1	0	0	27	1	3	38
	510907	Medical Radiologic Tech/Tech	15	10	1	0	1	2	1	0	19	0	1	25
	511005	Medical Technology	14	5	3	0	3	0	1	0	10	0	2	19
	510811	Pathology/Pathologist Assistan	9	2	0	0	0	2	0	0	8	0	1	11
PA Total			89	39	6	0	9	11	4	0	90	1	7	128
SW	440701	Social Work	107	10	1	2	1	35	6	1	64	4	3	117
SW Total			107	10	1	2	1	35	6	1	64	4	3	117
Grand Total			1,584	1,073	76	11	217	485	75	2	1,613	40	138	2,657



Wayne State University
Baccalaureate Degrees Awarded by Gender, Race/Ethnicity
IPEDS Award Year 2014

College	CIP Code	Program Classification	F	M	Non-Resident Alien	American Indian or Alaskan Native	Asian	Black or African American	Hispanic or Latino	Native Hawaiian and Other Pacific Islander	White	2 or more races	Unknown	Grand Total
BA	520301	Accounting	50	72	2	1	18	19	4	0	73	2	3	122
	521401	Business Mktg & Mktg Mgmt	55	32	0	0	2	16	0	0	56	3	10	87
	520801	Finance, General	23	43	5	0	3	14	3	0	38	0	3	66
	521101	International Business	26	45	1	0	9	12	1	0	39	2	7	71
	521201	Mgmt Into Sys & Bus DP, Genl	8	27	2	0	4	12	1	0	13	1	2	35
	521003	Org'l Behavior Studies	68	44	4	0	4	45	2	0	49	0	8	112
BA Total			230	263	14	1	40	118	11	0	268	8	33	493
ED	131302	Art Teacher Education	4	0	0	0	0	0	0	0	4	0	0	4
	260101	Biology, General	1	0	0	0	0	0	0	0	1	0	0	1
	400501	Chemistry, General	1	0	0	0	0	0	0	0	1	0	0	1
	131012	Education of Speech Impaired	0	1	0	0	0	0	0	0	1	0	0	1
	139999	Education, Other	10	2	0	0	0	2	3	0	7	0	0	12
	131202	Elementary Teacher Education	15	0	0	0	0	5	1	0	8	0	1	15
	131305	English Teacher Education	8	2	0	0	1	2	1	0	5	0	1	10
	131306	Foreign Languages Teacher Educ	0	1	0	0	0	0	0	0	1	0	0	1
	131307	Health Teacher Education	2	1	0	1	1	0	0	0	1	0	0	3
	540101	History	0	1	0	0	0	0	0	0	1	0	0	1
	131311	Mathematics Teacher Education	12	5	0	1	1	2	0	0	13	0	0	17
	131314	Physical Education Tchg/Coach	7	24	2	0	0	4	1	0	23	0	1	31
	131316	Science Teacher Education	13	5	0	0	1	3	0	0	12	1	1	18
	131318	Social Studies Teacher Educ	38	16	1	0	1	10	1	1	34	2	4	54
	160905	Spanish Language/Literature	1	0	0	0	0	0	0	0	1	0	0	1
	131001	Special Education, General	41	3	0	0	0	11	1	0	32	0	0	44
	131319	Technical Teacher Education	1	0	0	0	0	0	0	0	1	0	0	1
ED Total			154	61	3	2	5	39	8	1	146	3	8	215
EN	140501	Biomedical/Medical Engg	6	9	1	0	2	0	0	0	10	1	1	15
	140701	Chemical Engineering	2	18	0	0	1	3	1	0	12	1	2	20
	140801	Civil Engineering, General	1	20	2	0	0	0	2	0	14	0	3	21
	110101	Computer and Info Sci General	5	28	3	0	5	7	1	0	15	1	1	33
	151202	Computer Systems Technology	1	4	0	0	0	4	0	0	1	0	0	5
	151001	Construction Engg Tech	1	1	0	0	0	0	0	0	2	0	0	2
	150399	Electrical Engg Tech Other	0	1	0	0	0	0	0	0	0	0	1	1
	150303	Electrical,Electronic/Comm Eng	0	11	1	0	0	3	0	0	7	0	0	11
	141001	Electrical/Electrnc/Comm Engg	3	25	3	0	3	4	2	0	14	1	1	28
	143501	Industrial Engineering	1	8	1	0	1	3	0	0	4	0	0	9
	141901	Mechanical Engineering	5	27	4	0	1	2	0	0	22	1	2	32
	150805	Mechanical Engineering Tech	1	11	0	0	0	5	1	0	5	0	1	12
EN Total			26	163	15	0	13	31	7	0	106	5	12	189
FA	190905	Apparel & Textile Mkt Mgt	17	0	0	0	1	4	1	0	10	0	1	17
	500703	Art History/Criticism/Consrvt	9	1	0	0	1	0	1	0	7	0	1	10
	500701	Art, General	60	30	0	0	0	15	5	0	64	2	4	90
	090101	Communications, Speech,Rhetor	22	12	0	0	4	10	2	0	17	1	0	34
	500301	Dance	13	3	1	0	0	3	1	0	11	0	0	16
	500501	Drama/Theater Arts General	20	18	0	0	0	6	2	0	29	0	1	38
	500602	Film Mak'g/Cinematography/Prod	9	13	0	0	0	5	1	0	15	0	1	22
	090401	Journalism	21	25	0	0	2	14	1	0	25	2	2	46
	500901	Music, General	15	32	2	0	5	7	2	0	28	2	1	47
	090902	Public Relations/Image Mgmt	34	10	0	0	1	10	2	0	26	1	4	44
	090701	Radio and Television	15	19	2	0	0	17	0	0	12	0	3	34
FA Total			235	163	5	0	14	91	18	0	244	8	18	398



Wayne State University
Baccalaureate Degrees Awarded by Gender, Race/Ethnicity
IPEDS Award Year 2014

College	CIP Code	Program Classification	F	M	Non-Resident Alien	American Indian or Alaskan Native	Asian	Black or African American	Hispanic or Latino	Native Hawaiian and Other Pacific Islander	White	2 or more races	Unknown	Grand Total
LS	050201	Afro-American/ Black Studies	5	2	0	0	0	6	0	0	1	0	0	7
	450201	Anthropology	17	7	0	0	0	1	0	0	21	0	2	24
	260101	Biology, General	80	108	10	0	33	9	2	0	112	5	17	188
	400599	Chem Other	14	11	0	0	4	1	0	0	18	0	2	25
	400501	Chemistry, General	14	24	0	0	4	2	1	0	24	1	6	38
	161200	Classics&Classical Lang & Lit	2	1	0	0	0	1	0	0	2	0	0	3
	510201	Communicatio Disorders	58	2	1	0	2	4	1	0	50	2	0	60
	110101	Computer and Info Sci General	0	10	2	1	3	0	0	0	1	0	3	10
	430104	Criminal Justice Studies	66	77	2	0	9	34	6	0	78	2	12	143
	513101	Dietetics	6	2	0	0	1	0	0	0	7	0	0	8
	050104	East Asian Studies	5	2	0	0	0	3	0	0	3	1	0	7
	050105	Eastern European Area Studies	4	1	0	0	1	0	0	0	2	0	2	5
	450601	Economics, General	9	22	1	1	7	5	1	0	14	0	2	31
	230101	English Language/Lit General	35	12	0	0	2	8	0	0	35	0	2	47
	030104	Environmental Science	10	5	0	0	0	2	0	0	12	0	1	15
	500601	Film/Cinema Studies	1	1	0	0	0	0	0	0	2	0	0	2
	190501	Foods and Nutrition & Wellness	46	24	4	0	13	5	0	0	40	0	8	70
	160101	Foreign Langs/Lits General	8	5	1	0	1	0	2	0	9	0	0	13
	400601	Geology	4	8	0	0	0	1	1	0	8	0	2	12
	160501	German Language/Literature	4	2	0	0	1	0	0	0	5	0	0	6
	540101	History	16	22	0	1	1	3	0	0	28	3	2	38
	110401	Information Sciences/Systems	1	2	0	0	0	1	0	0	2	0	0	3
	521004	Labor Studies	5	4	0	0	0	5	0	0	3	1	0	9
	160102	Linguistics	4	3	0	0	0	1	0	0	4	1	1	7
	270101	Mathematics	9	9	0	0	3	1	0	0	11	1	2	18
	161199	Mid/Near East&Semitic Lang/Lit	3	2	0	0	0	0	0	0	4	1	0	5
	309999	Multi/Interdisc Studies, Other	13	7	0	0	0	15	0	0	4	0	1	20
	380101	Philosophy	4	6	0	0	1	2	0	0	4	1	2	10
	409999	Physical Sciences Other	3	6	1	0	2	1	0	0	5	0	0	9
	400801	Physics, General	3	3	0	1	0	0	0	0	5	0	0	6
	451001	Politcial Science General	37	35	0	0	6	17	4	0	37	2	6	72
	420101	Psychology	322	101	8	0	43	81	15	0	233	11	32	423
	440401	Public Administration	9	15	0	0	0	4	0	0	17	1	2	24
	160400	Slavic Language and Literature	4	3	0	0	0	0	0	0	7	0	0	7
	451101	Sociology	47	12	1	0	3	31	1	0	19	1	3	59
	451201	Urban Studies/Affairs	11	12	0	0	0	5	0	0	16	1	1	23
LS Total			879	568	31	4	140	249	34	0	843	35	111	1447
NU	513801	Reg Nursing/Registered Nurse	74	17	1	0	8	4	2	0	68	0	8	91
NU Total			74	17	1	0	8	4	2	0	68	0	8	91
PA	120302	Funeral Direction/Service	17	7	0	0	0	4	1	0	17	0	2	24
	519999	Hlth Profess, Related Sci, Oth	31	12	2	0	3	0	0	0	35	2	1	43
	510907	Medical Radiologic Tech/Tech	13	5	0	0	1	0	1	0	15	0	1	18
	511005	Medical Technology	13	8	0	0	1	1	0	0	17	0	2	21
	510811	Pathology/Pathologist Assistan	8	3	0	0	0	1	1	0	8	0	1	11
PA Total			82	35	2	0	5	6	3	0	92	2	7	117
SW	440701	Social Work	82	15	1	1	0	34	6	0	50	2	3	97
SW Total			82	15	1	1	0	34	6	0	50	2	3	97
Grand Total			1,762	1,285	72	8	225	572	89	1	1,817	63	200	3,047



Wayne State University
Baccalaureate Degrees Awarded by College, Program, Gender, and Race/Ethnicity
IPEDS Award Year 2015

College	CIP Code	Program Classification	F	M	Non-Resident Alien	American Indian or Alaskan Native	Asian	Black or African American	Hispanic or Latino	Native Hawaiian and Other Pacific Islander	White	2 or more races	Unknown	Grand Total
BA	520301	Accounting	54	54	5	1	10	19	2	0	64	2	5	108
	521401	Business Mktg & Mktg Mgmt	51	28	1	0	2	14	3	0	52	3	4	79
	520801	Finance, General	15	48	3	1	6	15	2	0	32	1	3	63
	521101	International Business	28	55	1	1	6	10	4	0	48	4	9	83
	521201	Mgmt Into Systs & Bus DP, Genl	14	19	1	0	6	8	1	0	15	0	2	33
	521003	Org'l Behavior Studies	58	45	2	0	5	30	5	0	54	1	6	103
BA Total			220	249	13	3	35	96	17	0	265	11	29	469
ED	131302	Art Teacher Education	4	1	0	0	0	1	0	0	4	0	0	5
	260101	Biology, General	1	2	0	0	0	0	0	0	3	0	0	3
	139999	Education, Other	9	2	0	0	0	6	0	0	5	0	0	11
	131202	Elementary Teacher Education	18	1	0	0	1	6	3	0	8	0	1	19
	131305	English Teacher Education	8	7	0	0	1	3	1	0	7	0	3	15
	131306	Foreign Languages Teacher Educ	2	0	0	0	0	0	1	0	1	0	0	2
	131307	Health Teacher Education	8	0	0	0	0	1	1	0	6	0	0	8
	540101	History	2	0	0	0	0	0	0	0	2	0	0	2
	131311	Mathematics Teacher Education	11	5	0	0	2	3	0	0	11	0	0	16
	131314	Physical Education Tchgr/Coach	18	19	2	0	2	4	3	0	21	1	4	37
	400801	Physics, General	0	1	0	0	0	0	0	0	1	0	0	1
	131316	Science Teacher Education	15	3	0	1	1	3	1	0	11	1	0	18
	131318	Social Studies Teacher Educ	25	12	2	0	2	2	3	0	23	0	5	37
	160905	Spanish Language/Literature	1	1	0	0	0	0	0	0	2	0	0	2
	131001	Special Education, General	17	5	0	1	0	2	1	0	15	2	1	22
ED Total			139	59	4	2	9	31	14	0	120	4	14	198
EN	140501	Biomedical/Medical Engg	8	11	1	0	4	1	0	0	12	1	0	19
	140701	Chemical Engineering	6	23	1	0	2	2	1	0	21	2	0	29
	140801	Civil Engineering, General	5	22	2	0	1	1	3	0	19	0	1	27
	110101	Computer and Info Sci General	2	39	2	0	8	0	0	0	26	1	4	41
	151202	Computer Systems Technology	0	3	0	0	0	0	0	0	3	0	0	3
	151001	Construction Engg Tech	0	8	0	1	0	2	1	0	3	0	1	8
	150303	Electrical,Electronic/Comm Eng	0	13	0	1	0	2	0	0	9	0	1	13
	141001	Electrical/Electrnc/Comm Engg	4	30	3	0	5	2	0	0	17	2	5	34
	143501	Industrial Engineering	7	9	0	0	3	4	0	0	7	0	2	16
	141901	Mechanical Engineering	1	37	6	1	3	4	2	0	21	0	1	38
	150805	Mechanical Engineering Tech	2	14	3	0	0	3	0	0	10	0	0	16
EN Total			35	209	18	3	26	21	7	0	148	6	15	244
FA	190905	Apparel & Textile Mkt Mgt	29	3	0	0	2	12	5	0	11	1	1	32
	500703	Art History/Criticism/Consrvtn	4	3	0	0	0	1	1	0	5	0	0	7
	500701	Art, General	65	28	0	0	2	14	4	0	55	1	17	93
	090101	Communications, Speech,Rhetor	21	13	0	0	1	11	2	1	17	0	2	34
	500301	Dance	22	4	1	0	0	6	0	0	16	2	1	26
	500501	Drama/Theater Arts General	21	16	0	0	0	5	0	0	26	2	4	37
	500602	Film Mak'g/Cinematography/Prod	5	9	0	0	0	2	2	0	9	1	0	14
	090401	Journalism	30	12	1	0	0	15	5	0	19	1	1	42
	500901	Music, General	16	28	0	0	3	3	2	1	30	1	4	44
	090902	Public Relations/Image Mgmt	48	16	1	0	0	15	2	0	37	2	7	64
	090701	Radio and Television	22	17	0	0	2	11	1	0	17	2	6	39
FA Total			283	149	3	0	10	95	24	2	242	13	43	432



Wayne State University
Baccalaureate Degrees Awarded by College, Program, Gender, and Race/Ethnicity
IPEDS Award Year 2015

College	CIP Code	Program Classification	F	M	Non-Resident Alien	American Indian or Alaskan Native	Asian	Black or African American	Hispanic or Latino	Native Hawaiian and Other Pacific Islander	White	2 or more races	Unknown	Grand Total
LS	050201	Afro-American/ Black Studies	3	2	0	0	0	4	0	0	1	0	0	5
	450201	Anthropology	13	6	0	0	3	3	0	0	11	1	1	19
	400201	Astronomy	2	0	0	0	0	0	0	0	1	1	0	2
	260101	Biology, General	84	103	16	0	33	11	1	0	113	3	10	187
	400599	Chem Other	3	18	2	0	1	0	1	0	14	0	3	21
	400501	Chemistry, General	11	13	3	0	0	3	1	1	14	0	2	24
	161200	Classics&Classical Lang & Lit	3	0	0	0	0	0	0	0	2	1	0	3
	510201	Communicatio Disorders	37	4	2	0	2	2	2	0	32	1	0	41
	110101	Computer and Info Sci General	3	8	0	0	2	3	0	0	6	0	0	11
	430104	Criminal Justice Studies	63	62	1	1	2	37	6	0	70	2	6	125
	513101	Dietetics	8	0	1	0	0	0	0	0	7	0	0	8
	050104	East Asian Studies	5	1	0	0	2	0	0	0	3	1	0	6
	050105	Eastern European Area Studies	2	4	0	0	0	1	0	0	4	0	1	6
	450601	Economics, General	8	14	0	0	7	3	0	0	9	3	0	22
	230101	English Language/Lit General	34	17	0	0	1	8	2	0	37	1	2	51
	030104	Environmental Science	8	4	0	0	0	1	0	0	10	0	1	12
	050299	Ethnic and Cultural Stds Other	4	0	0	0	0	0	0	0	3	0	1	4
	500601	Film/Cinema Studies	1	0	0	0	0	0	0	0	1	0	0	1
	190501	Foods and Nutrition & Wellness	66	22	4	0	20	8	1	1	44	2	8	88
	160101	Foreign Langs/Lits General	15	6	2	0	1	0	3	0	13	2	0	21
	400601	Geology	2	10	0	0	0	1	0	0	10	0	1	12
	160501	German Language/Literature	2	3	0	0	0	0	1	0	4	0	0	5
	540101	History	11	16	0	0	1	1	3	0	20	2	0	27
	521004	Labor Studies	6	1	0	0	0	5	0	0	2	0	0	7
	160102	Linguistics	5	2	0	0	0	2	1	0	4	0	0	7
	270101	Mathematics	10	15	1	0	3	0	3	0	17	1	0	25
	161199	Mid/Near East&Semitic Lang/Lit	1	6	0	0	1	0	1	0	4	0	1	7
	309999	Multi/Interdisc Studies, Other	7	2	0	1	0	7	0	0	1	0	0	9
	380101	Philosophy	6	6	0	0	1	0	0	0	11	0	0	12
	409999	Physical Sciences Other	2	12	1	0	3	0	1	0	7	1	1	14
	400801	Physics, General	3	4	0	0	0	1	0	0	5	1	0	7
	451001	Politcial Science General	25	31	2	0	3	5	2	0	32	4	8	56
	420101	Psychology	267	115	5	1	39	65	15	0	227	8	22	382
	440401	Public Administration	10	10	0	0	1	5	0	0	12	1	1	20
	160400	Slavic Language and Literature	2	0	0	0	0	0	0	0	2	0	0	2
	451101	Sociology	41	15	0	0	3	26	5	1	15	2	4	56
	451201	Urban Studies/Affairs	5	6	0	0	0	2	0	0	8	0	1	11
LS Total			778	538	40	3	129	204	49	3	776	38	74	1316
NU	513801	Reg Nursing/Registered Nurse	71	17	2	0	8	4	5	0	64	0	5	88
NU Total			71	17	2	0	8	4	5	0	64	0	5	88
PA	120302	Funeral Direction/Service	9	13	0	0	0	3	0	0	16	0	3	22
	519999	Hlth Profess, Related Sci, Oth	154	91	19	0	31	3	2	1	149	4	36	245
	510907	Medical Radiologic Tech/Tech	18	7	1	0	2	3	1	0	16	0	2	25
	511005	Medical Technology	17	3	0	0	2	0	0	0	16	0	2	20
	510811	Pathology/Pathologist Assistan	6	6	1	0	1	1	0	0	7	0	2	12
PA Total			204	120	21	0	36	10	3	1	204	4	45	324
SW	440701	Social Work	93	16	1	0	2	30	7	0	62	5	2	109
SW Total			93	16	1	0	2	30	7	0	62	5	2	109
Grand Total			1,823	1,357	102	11	255	491	126	6	1,881	81	227	3,180



Wayne State University
Baccalaureate Degrees Awarded by College, Program, Gender, and Race/Ethnicity
IPEDS Award Year 2016

College	CIP Code	Program Classification	F	M	Non-Resident Alien	American Indian or Alaskan Native	Asian	Black or African American	Hispanic or Latino	Native Hawaiian and Other Pacific Islander	White	2 or more races	Unknown	Grand Total
BA	520301	Accounting	59	55	2	0	9	17	6	0	74	1	5	114
	521401	Business Mktg & Mktg Mgmt	48	47	2	0	4	15	3	0	56	4	11	95
	520801	Finance, General	18	46	2	0	3	12	3	0	41	1	2	64
	521101	International Business	31	74	0	0	12	12	2	0	68	3	8	105
	521201	Mgmt Into Sys & Bus DP, Genl	7	19	0	0	5	7	0	0	12	0	2	26
	521003	Org'l Behavior Studies	63	52	2	1	5	35	0	1	60	4	7	115
BA Total			226	293	8	1	38	98	14	1	311	13	35	519
ED	131302	Art Teacher Education	2	1	0	0	0	0	0	0	3	0	0	3
	260101	Biology, General	1	0	0	0	0	0	0	0	0	0	1	1
	450601	Economics, General	1	0	0	0	0	0	0	0	1	0	0	1
	130501	Educ/Instruc Media Design	2	1	0	0	0	0	0	0	2	0	1	3
	139999	Education, Other	5	0	0	0	0	1	0	0	4	0	0	5
	131202	Elementary Teacher Education	29	3	0	0	0	4	2	0	23	2	1	32
	131305	English Teacher Education	2	2	0	0	0	0	0	0	3	0	1	4
	131307	Health Teacher Education	6	2	0	0	1	2	0	0	5	0	0	8
	131311	Mathematics Teacher Education	5	5	0	0	0	2	0	0	8	0	0	10
	131314	Physical Education Tchgr/Coach	30	21	4	1	1	9	1	0	32	1	2	51
	400801	Physics, General	0	1	0	0	0	0	0	0	1	0	0	1
	131316	Science Teacher Education	3	3	0	0	0	0	0	0	4	0	2	6
	131318	Social Studies Teacher Educ	14	17	0	0	1	2	0	0	27	0	1	31
	160905	Spanish Language/Literature	3	0	0	0	0	0	0	0	3	0	0	3
	131001	Special Education, General	26	4	0	0	0	1	0	0	25	1	3	30
	131319	Technical Teacher Education	1	0	0	0	0	0	0	0	1	0	0	1
ED Total			130	60	4	1	3	21	3	0	142	4	12	190
EN	140501	Biomedical/Medical Engg	8	15	1	0	4	0	0	0	18	0	0	23
	140701	Chemical Engineering	7	20	1	0	3	2	2	1	15	0	3	27
	140801	Civil Engineering, General	6	20	1	0	2	1	0	0	19	1	2	26
	110101	Computer and Info Sci General	12	38	6	0	7	3	0	0	24	6	4	50
	151202	Computer Systems Technology	1	5	1	0	1	3	0	0	1	0	0	6
	151001	Construction Engg Tech	0	2	1	0	0	1	0	0	0	0	0	2
	150399	Electrical Engg Tech Other	0	2	0	0	0	0	0	0	2	0	0	2
	150303	Electrical,Electronic/Comm Eng	2	18	2	0	1	3	0	0	12	0	2	20
	141001	Electrical/Electrnc/Comm Engg	9	42	1	0	4	8	2	0	32	0	4	51
	143501	Industrial Engineering	5	17	3	0	4	3	0	0	10	1	1	22
	141901	Mechanical Engineering	10	37	5	0	4	1	2	0	31	2	2	47
	150805	Mechanical Engineering Tech	0	8	0	0	1	2	0	0	5	0	0	8
EN Total			60	224	22	0	31	27	6	1	169	10	18	284
FA	190905	Apparel & Textile Mkt Mgt	27	0	0	0	0	5	2	0	18	0	2	27
	500703	Art History/Criticism/Consrvt	6	2	0	0	0	2	2	0	4	0	0	8
	500701	Art, General	54	34	0	0	5	8	6	1	60	1	7	88
	090101	Communications, Speech,Rhetor	21	13	0	0	1	5	1	0	21	1	5	34
	500301	Dance	14	0	0	0	1	0	1	0	10	0	2	14
	500501	Drama/Theater Arts General	16	6	0	1	0	8	1	0	8	1	3	22
	500602	Film Mak'g/Cinematography/Prod	5	15	0	0	0	3	2	0	14	0	1	20
	090401	Journalism	13	14	0	0	1	12	0	0	12	0	2	27
	500901	Music, General	15	26	0	0	0	5	1	1	30	1	3	41
	090902	Public Relations/Image Mgmt	36	18	0	1	0	10	3	1	33	2	4	54
	090701	Radio and Television	10	15	0	0	0	7	0	0	14	1	3	25
FA Total			217	143	0	2	8	65	19	3	224	7	32	360



Wayne State University
Baccalaureate Degrees Awarded by College, Program, Gender, and Race/Ethnicity
IPEDS Award Year 2016

College	CIP Code	Program Classification	F	M	Non-Resident Alien	American Indian or Alaskan Native	Asian	Black or African American	Hispanic or Latino	Native Hawaiian and Other Pacific Islander	White	2 or more races	Unknown	Grand Total
LS	050201	Afro-American/ Black Studies	3	3	0	0	0	5	0	0	1	0	0	6
	450201	Anthropology	28	4	0	0	4	1	0	0	24	2	1	32
	400201	Astronomy	0	2	0	0	0	0	0	0	1	0	1	2
	260101	Biology, General	88	97	17	2	23	9	1	0	112	5	16	185
	400599	Chem Other	9	11	3	0	5	0	0	0	8	2	2	20
	400501	Chemistry, General	10	19	0	1	3	2	0	0	18	1	4	29
	161200	Classics&Classical Lang & Lit	4	2	0	0	1	1	0	0	4	0	0	6
	510201	Communicatio Disorders	39	1	3	0	3	2	0	0	32	0	0	40
	110101	Computer and Info Sci General	0	8	0	0	1	2	0	0	5	0	0	8
	430104	Criminal Justice Studies	60	47	1	1	2	35	7	0	50	6	5	107
	513101	Dietetics	5	0	1	0	1	0	0	0	3	0	0	5
	050104	East Asian Studies	2	6	1	0	1	1	0	0	5	0	0	8
	050105	Eastern European Area Studies	1	3	0	0	0	1	0	0	2	0	1	4
	450601	Economics, General	7	23	2	0	9	6	0	0	11	1	1	30
	230101	English Language/Lit General	38	17	0	0	1	11	1	0	38	1	3	55
	030104	Environmental Science	1	4	0	0	0	0	0	0	5	0	0	5
	050299	Ethnic and Cultural Stds Other	2	0	0	0	0	2	0	0	0	0	0	2
	500601	Film/Cinema Studies	1	3	0	0	0	0	0	0	3	1	0	4
	190501	Foods and Nutrition & Wellness	54	25	7	1	9	1	0	0	56	2	3	79
	160101	Foreign Langs/Lits General	14	13	0	0	0	3	1	0	19	2	2	27
	400601	Geology	6	5	0	0	0	1	0	0	6	2	2	11
	160501	German Language/Literature	3	1	0	0	0	0	0	0	4	0	0	4
	540101	History	9	22	1	0	1	4	0	0	21	2	2	31
	110401	Information Sciences/Systems	1	1	0	0	0	1	0	0	1	0	0	2
	521004	Labor Studies	4	2	0	0	0	2	0	0	4	0	0	6
	521002	Labor/Personnel Relat & Stud	1	0	0	0	0	1	0	0	0	0	0	1
	160102	Linguistics	3	1	0	0	0	0	1	0	3	0	0	4
	270101	Mathematics	7	20	1	0	2	5	1	0	17	0	1	27
	161199	Mid/Near East&Semitic Lang/Lit	4	3	1	0	0	0	1	0	4	0	1	7
	309999	Multi/Interdisc Studies, Other	1	0	0	0	0	1	0	0	0	0	0	1
	380101	Philosophy	4	8	0	0	0	0	1	0	8	1	2	12
	409999	Physical Sciences Other	3	4	2	0	0	0	0	0	4	0	1	7
	400801	Physics, General	1	4	0	0	0	1	0	0	3	0	1	5
	451001	Politcial Science General	21	22	0	0	4	4	1	0	32	1	1	43
	420101	Psychology	288	93	5	1	49	66	15	0	200	20	25	381
	440401	Public Administration	8	12	0	0	1	3	0	0	15	0	1	20
	160400	Slavic Language and Literature	3	1	0	0	0	1	0	0	3	0	0	4
	451101	Sociology	40	7	2	0	1	23	1	0	15	2	3	47
	451201	Urban Studies/Affairs	9	6	0	0	0	6	1	0	8	0	0	15
LS Total			782	500	47	6	121	201	32	0	745	51	79	1282
NU	513801	Reg Nursing/Registered Nurse	74	25	0	0	5	7	3	0	74	4	6	99
NU Total			74	25	0	0	5	7	3	0	74	4	6	99
PA	120302	Funeral Direction/Service	18	13	0	0	0	5	0	0	23	0	3	31
	519999	Hlth Profess, Related Sci, Oth	94	35	8	1	11	2	1	0	88	5	13	129
	510907	Medical Radiologic Tech/Tech	16	8	2	0	1	1	1	0	17	1	1	24
	511005	Medical Technology	17	4	0	0	2	0	0	0	15	0	4	21
	510811	Pathology/Pathologist Assistan	5	4	0	0	0	0	1	0	7	0	1	9
PA Total			150	64	10	1	14	8	3	0	150	6	22	214
SW	440701	Social Work	109	15	3	0	2	46	4	0	63	5	1	124
SW Total			109	15	3	0	2	46	4	0	63	5	1	124
Grand Total			1,748	1,324	94	11	222	473	84	5	1,878	100	205	3,072



Wayne State University
Baccalaureate Degrees Awarded by College, Program, Gender, and Race/Ethnicity
IPEDS Award Year 2017

College	CIP Code	Program Classification	F	M	Non-Resident Alien	American Indian or Alaskan Native	Asian	Black or African American	Hispanic or Latino	Native Hawaiian and Other Pacific Islander	White	2 or more races	Unknown	Grand Total
BA	520301	Accounting	45	45	2	2	10	12	4		58		2	90
	521401	Business Mktg & Mktg Mgmt	51	59	3		6	15	5		74	4	3	110
	520801	Finance, General	21	45	2		5	11	4		37	2	5	66
	521101	International Business	44	111	5		14	21	6		97	3	9	155
	521201	Mgmt Into Systs & Bus DP, Genl	17	29	2		9	7	2	1	21	2	2	46
	521003	Org'l Behavior Studies	63	54	2		2	28	4		74	4	3	117
BA Total			241	343	16	2	46	94	25	1	361	15	24	584
ED	260101	Biology, General	1				1							1
	130501	Educ/Instruc Media Design	1	1							2			2
	131202	Elementary Teacher Education	40	7			5	9	5		25		3	47
	131307	Health Teacher Education	5	1			1				4		1	6
	131314	Physical Education Tchg/Coach	35	44			6	11			56	3	3	79
	131205	Secondary Teacher Education	24	16			1	2			32		5	40
	131318	Social Studies Teacher Educ		2				1			1			2
	160905	Spanish Language/Literature	1								1			1
	131001	Special Education, General	19	2				2			16	2	1	21
ED Total			126	73			14	25	5		137	5	13	199
EN	140501	Biomedical/Medical Engg	4	10	1		4		1		7	1		14
	140701	Chemical Engineering	11	19	4		4	1	2		18		1	30
	140801	Civil Engineering, General	2	20	1		1	1			18		1	22
	110101	Computer and Info Sci General	12	56	3		13	2			45	1	4	68
	151202	Computer Systems Technology	1	4	1			1	1		2			5
	151001	Construction Engg Tech	1	8					1		6	1	1	9
	150303	Electrical,Electronic/Comm Eng	2	17	1			2			15		1	19
	141001	Electrical/Electrnc/Comm Engg	8	41	2		12	2			31		2	49
	150403	Electromechanical Technology		1					1					1
	143501	Industrial Engineering		8				2	1		5			8
	141901	Mechanical Engineering	8	66	8		7	4			49	1	5	74
	150805	Mechanical Engineering Tech	2	9				4			6	1		11
	EN Total			51	259	21		41	19	7		202	5	15
FA	190905	Apparel & Textile Mkt Mgt	21	5				6	1		17	1	1	26
	500703	Art History/Criticism/Consrvtm	13					1	1		9	2		13
	500701	Art, General	81	38			4	10	7		85	3	10	119
	090101	Communications, Speech,Rhetor	54	13	2		1	20	3		34	2	5	67
	500301	Dance	15	4	2			3			13	1		19
	500501	Drama/Theater Arts General	23	12	1		1	5	4		21	1	2	35
	500602	Film Mak'g/Cinematography/Prod	6	11				5	2		7		3	17
	090401	Journalism	35	19		1	1	25	3		22		2	54
	500901	Music, General	16	31	1		2	5	1		33	2	3	47
	090902	Public Relations/Image Mgmt	55	14	1	1	5	25	2		31	2	2	69
090701	Radio and Television	20	17			1	20	2		12	2		37	
FA Total			339	164	7	2	15	125	26		284	16	28	503
LS	050201	Afro-American/ Black Studies	6	3				8				1		9
	450201	Anthropology	25	12			4	3	2		26		2	37
	400201	Astronomy	1	3							4			4
	260101	Biology, General	122	93	14	1	38	4	5		138	6	9	215
	400599	Chem Other	13	12	5		7				13			25
	400501	Chemistry, General	12	16	2		2	2			20	2		28
161200	Classics&Classical Lang & Lit	4	3							6	1		7	



Wayne State University
Baccalaureate Degrees Awarded by College, Program, Gender, and Race/Ethnicity
IPEDS Award Year 2017

College	CIP Code	Program Classification	F	M	Non-Resident Alien	American Indian or Alaskan Native	Asian	Black or African American	Hispanic or Latino	Native Hawaiian and Other Pacific Islander	White	2 or more races	Unknown	Grand Total
	510201	Communicatio Disorders	35	2	1		5	1	1		26	1	2	37
	110101	Computer and Info Sci General	1	10			3	2			4	1	1	11
	430104	Criminal Justice Studies	71	44	1		3	41	5		54	6	5	115
	513101	Dietetics	4	1	2						3			5
	050104	East Asian Studies	6	5			1	3	1		3	2	1	11
	050105	Eastern European Area Studies	3	2				2			3			5
	450699	Economics Other	5	1			3				3			6
	450601	Economics, General	8	28			11	5	1		16	3		36
	230101	English Language/Lit General	39	18			4	14	2		34	2	1	57
	030104	Environmental Science	4	8					1		10		1	12
	050299	Ethnic and Cultural Stds Other	6				1	2			3			6
	500601	Film/Cinema Studies		1							1			1
	190501	Foods and Nutrition & Wellness	57	24	2		12	5	4		50	3	5	81
	160101	Foreign Langs/Lits General	13	8			1	2	4		11	2	1	21
	400601	Geology	7	8				2			12	1		15
	160501	German Language/Literature	6	6		1		1			9		1	12
	540101	History	8	26		1		6			25	1	1	34
	110401	Information Sciences/Systems		4				1		1	2			4
	521002	Labor/Personnel Relat & Stud	2	2				1	1		1		1	4
	160102	Linguistics	4	3			3	1			3			7
	270101	Mathematics	6	10			1	1	1		12	1		16
	161199	Mid/Near East&Semitic Lang/Lit	2	5							6		1	7
	309999	Multi/Interdisc Studies, Other	17	11				21			5		2	28
	380101	Philosophy	5	10			1		2		10	1	1	15
	409999	Physical Sciences Other	3	9	1		4				6		1	12
	400801	Physics, General	2	7							9			9
	451001	Politcial Science General	29	38	2		1	9	1		47	2	5	67
	420101	Psychology	300	101	5	2	46	76	10		227	21	14	401
	440401	Public Administration	15	15			1	8			15	2	4	30
	160400	Slavic Language and Literature	3	1							4			4
	451101	Sociology	47	19	1		2	29			26	3	5	66
	451201	Urban Studies/Affairs	10	10				3	1		12	2	2	20
LS Total			901	579	36	5	154	253	42	1	859	64	66	1480
NU	513801	Reg Nursing/Registered Nurse	107	17	2		15	7	2		89	4	5	124
NU Total			107	17	2		15	7	2		89	4	5	124
PA	120302	Funeral Direction/Service	21	9		1		4			23		2	30
	519999	Hlth Profess, Related Sci, Oth	83	44	9		10	3	2		91	1	11	127
	510907	Medical Radiologic Tech/Tech	12	9	3		2	3			11	1	1	21
	511005	Medical Technology	13	5	1		4				11		2	18
	510811	Pathology/Pathologist Assistan	11	2	1				1		11			13
PA Total			140	69	14	1	16	10	3		147	2	16	209
SW	440701	Social Work	154	15		1	8	53	8		92	7		169
SW Total			154	15		1	8	53	8		92	7		169
Grand Total			2,059	1,519	96	11	309	586	118	2	2,171	118	167	3,578



Wayne State University
Baccalaureate Degrees Awarded by College, Program, Gender, and Race/Ethnicity
IPEDS Award Year 2018

College	CIP Code	Program Classification	F	M	Non-Resident Alien	American Indian or Alaskan Native	Asian	Black or African American	Hispanic or Latino	Native Hawaiian and Other Pacific Islander	White	2 or more races	Unknown	Grand Total
BA	520301	Accounting	37	57	4		5	10	6		61	3	5	94
	520801	Finance, General	23	57	1		4	9	2		62	2		80
	521003	Org'l Behavior Studies	76	61			4	35	4		81	6	7	137
	521101	International Business	52	95	2	1	10	12	6		107	5	4	147
	521201	Mgmt Into Systs & Bus DP, Genl	12	45			12	9	1		28	3	4	57
	521401	Business Mktg & Mktg Mgmt	60	62	2		13	17	10		71	4	5	122
BA Total			260	377	9	1	48	92	29		410	23	25	637
ED	130501	Educ/Instruc Media Design		1									1	1
	131001	Special Education, General	20	3					1		21		1	23
	131202	Elementary Teacher Education	46	5	1		3	10	2		32	1	2	51
	131205	Secondary Teacher Education	19	22			1	6	2	1	29	1	1	41
	131307	Health Teacher Education	14	3	1			5	1		9	1		17
	131314	Physical Education Tchg/Coach	40	52	2		3	11	5		67	4		92
ED Total			139	86	4		7	32	11	1	158	7	5	225
EN	110101	Computer and Info Sci General	13	74	3		19	7	3		48	2	5	87
	140501	Biomedical/Medical Engg	11	12	2		7	1			12	1		23
	140701	Chemical Engineering	11	27	2		5	2	2		24	1	2	38
	140801	Civil Engineering, General	15	25	4		1	2	1		31	1		40
	141001	Electrical/Electrnc/Comm Engg	11	58	4		12	4	4		40	2	3	69
	141901	Mechanical Engineering	12	64	7		6	4			54	2	3	76
	143501	Industrial Engineering	5	12	1			5	3		8			17
	150303	Electrical,Electronic/Comm Eng	4	16	3		2	4			9		2	20
	150403	Electromechanical Technology		2			1	1						2
	150805	Mechanical Engineering Tech	1	13				1			12		1	14
	151001	Construction Engg Tech	2	9				1	1	1	9			11
	151202	Computer Systems Technology	3	2			1	1			3			5
	EN Total			88	314	26		54	33	14		250	9	16
FA	090101	Communications, Speech,Rhetor	26	9	1			9			24		1	35
	090401	Journalism	23	13	1			18	1		16			36
	090701	Radio and Television	17	20	1		2	14	1		16	1	2	37
	090902	Public Relations/Image Mgmt	46	13				14	4		35	5	1	59
	190905	Apparel & Textile Mkt Mgt	43	9	1		3	14	4		29		1	52
	500301	Dance	19	2	1			3			16	1		21
	500501	Drama/Theater Arts General	19	11				8	2		19	1		30
	500602	Film Mak'g/Cinematography/Prod	8	5			1	3			6	3		13
	500701	Art, General	54	24			2	12	4		50	4	6	78
	500703	Art History/Criticism/Consvrtn	6					1			4		1	6
500901	Music, General	12	28				1			36	3		40	
FA Total			273	134	5		8	97	16		251	18	12	407
LS	030104	Environmental Science	8	7				1	1		13			15
	050104	East Asian Studies	4	3			1	2	2		2			7
	050105	Eastern European Area Studies	5	1							3	1	2	6
	050201	Afro-American/ Black Studies	2	2				4						4
	050299	Ethnic and Cultural Stds Other	1						1					1
	110101	Computer and Info Sci General	2	5				1			5		1	7
	160101	Foreign Langs/Lits General	10	4	1		1		2		9		1	14
	160102	Linguistics	4	1				2			2		1	5
	160400	Slavic Language and Literature	1								1			1
	160501	German Language/Literature	4	2					1		5			6



Wayne State University
Baccalaureate Degrees Awarded by College, Program, Gender, and Race/Ethnicity
IPEDS Award Year 2018

College	CIP Code	Program Classification	F	M	Non-Resident Alien	American Indian or Alaskan Native	Asian	Black or African American	Hispanic or Latino	Native Hawaiian and Other Pacific Islander	White	2 or more races	Unknown	Grand Total
	161199	Mid/Near East&Semitic Lang/Lit	4	2			1				4	1		6
	161200	Classics&Classical Lang & Lit	1								1			1
	169999	Foreign Langs/Lits Other	3						2		1			3
	190501	Foods and Nutrition & Wellness	49	21	1		13	1	1		50	1	3	70
	230101	English Language/Lit General	52	15			4	17	4		38	2	2	67
	260101	Biology, General	88	85	11		29	5	3		112	6	7	173
	270101	Mathematics	12	7				3	1		13	1	1	19
	380101	Philosophy	6	6					1		11			12
	400501	Chemistry, General	12	8			4	1			14		1	20
	400599	Chem Other	11	11			2	1	2		16		1	22
	400601	Geology	5	12				1			15		1	17
	400801	Physics, General	1	6					1		5		1	7
	409999	Physical Sciences Other	5	8	1		4				7		1	13
	420101	Psychology	247	73	6		29	53	9		195	12	16	320
	430104	Criminal Justice Studies	64	34		1	5	29	9		52		2	98
	440401	Public Administration	13	10			1	7	1		14			23
	450201	Anthropology	13	3			1	2	1		12			16
	450601	Economics, General	10	29			7	4	1		20	3	4	39
	450699	Economics Other	1	4	1						4			5
	451001	Political Science General	32	25	1		3	8	2		35	5	3	57
	451101	Sociology	40	8		1	2	24	4		15	1	1	48
	451201	Urban Studies/Affairs	5	6							10	1		11
	500601	Film/Cinema Studies		1					1					1
	510201	Communicatio Disorders	38	2	2		1	3	1		33			40
	512201	Public Health, General	27	5	1		2	7			17	5		32
	513101	Dietetics	5	2			1				6			7
	521002	Labor/Personnel Relat & Stud	1	3				1			2		1	4
	540101	History	12	14				1	3		19	1	2	26
LS Total			798	425	25	2	111	178	54		761	40	52	1223
NU	513801	Reg Nursing/Registered Nurse	115	27	2		12	13	7		98	4	6	142
NU Total			115	27	2		12	13	7		98	4	6	142
PA	120302	Funeral Direction/Service	17	6				6	1		15		1	23
	510811	Pathology/Pathologist Assistan	7	5							10	1	1	12
	510907	Medical Radiologic Tech/Tech	16	4	1						19			20
	511005	Medical Technology	13	6	1		2		1		14	1		19
	519999	Hlth Profess, Related Sci, Oth	93	46	3		11	4	4	1	104		12	139
PA Total			146	67	5		13	10	6	1	162	2	14	213
SW	440701	Social Work	116	19		1	6	49	7		69	3		135
SW Total			116	19		1	6	49	7		69	3		135
Grand Total			1,935	1,449	76	4	259	504	144	2	2,159	106	130	3,384



Wayne State University
Graduate Degrees Awarded by Gender, Race/Ethnicity
IPEDS Award Year 2009

College	CIP Code	Program Classification	Award Category	F	M	Non-Resident Alien	American Indian or Alaskan Native	Asian	Black or African American	Hispanic or Latino	Native Hawaiian and Other Pacific Islander	White	2 or more races	Unknown	Grand Total	
BA	520301	Accounting	Master's Degree	21	14	11	0	7	3	0	0	13	0	1	35	
			Doctors degree - Professional Practice	0	0	0	0	0	0	0	0	0	0	0	0	0
			Doctors degree - Reseach/Scholarship	0	0	0	0	0	0	0	0	0	0	0	0	0
	520201	Business Admin & Mgt, Gen	Master's Degree	125	183	36	1	27	34	5	0	0	177	0	28	308
			Doctors degree - Professional Practice	0	0	0	0	0	0	0	0	0	0	0	0	0
			Doctors degree - Reseach/Scholarship	0	0	0	0	0	0	0	0	0	0	0	0	0
	521601	Taxation	Master's Degree	8	4	0	0	2	1	1	0	0	8	0	0	12
			Doctors degree - Professional Practice	0	0	0	0	0	0	0	0	0	0	0	0	0
			Doctors degree - Reseach/Scholarship	0	0	0	0	0	0	0	0	0	0	0	0	0
	BA Total			154	201	47	1	36	38	6	0	198	0	29	355	
	ED	131302	Art Teacher Education	Master's Degree	12	0	0	0	0	3	0	0	8	0	1	12
				Doctors degree - Professional Practice	0	0	0	0	0	0	0	0	0	0	0	0
Doctors degree - Reseach/Scholarship				0	0	0	0	0	0	0	0	0	0	0	0	0
130201		Bilingual & Multilingual Educ	Master's Degree	14	0	1	0	3	0	1	0	0	9	0	0	14
			Doctors degree - Professional Practice	0	0	0	0	0	0	0	0	0	0	0	0	0
			Doctors degree - Reseach/Scholarship	0	0	0	0	0	0	0	0	0	0	0	0	0
131101		Counselor Educ/Guidance Svcs	Master's Degree	33	6	0	0	0	13	0	0	0	23	0	3	39
			Doctors degree - Professional Practice	0	0	0	0	0	0	0	0	0	0	0	0	0
			Doctors degree - Reseach/Scholarship	4	0	0	0	0	1	1	0	0	2	0	0	4
130301		Curriculum and Instruction	Master's Degree	0	0	0	0	0	0	0	0	0	0	0	0	0
			Doctors degree - Professional Practice	0	0	0	0	0	0	0	0	0	0	0	0	0
			Doctors degree - Reseach/Scholarship	6	4	0	0	0	4	1	0	0	4	0	1	10
131210		Early Childhood Education	Master's Degree	10	0	0	0	0	3	0	0	0	6	0	1	10
			Doctors degree - Professional Practice	0	0	0	0	0	0	0	0	0	0	0	0	0
			Doctors degree - Reseach/Scholarship	0	0	0	0	0	0	0	0	0	0	0	0	0
130501		Educ/Instruc Media Design	Master's Degree	33	12	1	0	1	13	0	0	0	25	0	5	45
			Doctors degree - Professional Practice	0	0	0	0	0	0	0	0	0	0	0	0	0
			Doctors degree - Reseach/Scholarship	7	3	0	0	0	3	0	0	0	7	0	0	10
130401		Education Leadership & Admin	Master's Degree	0	0	0	0	0	0	0	0	0	0	0	0	0
			Doctors degree - Professional Practice	0	0	0	0	0	0	0	0	0	0	0	0	0
			Doctors degree - Reseach/Scholarship	7	1	0	0	0	4	0	0	0	3	0	1	8
130601		Educational Eval/Research	Master's Degree	2	0	0	0	0	1	0	0	0	0	0	1	2
			Doctors degree - Professional Practice	0	0	0	0	0	0	0	0	0	0	0	0	0
			Doctors degree - Reseach/Scholarship	0	2	1	0	0	0	0	0	0	1	0	0	2
422806		Educational Psychology	Master's Degree	3	0	1	0	0	2	0	0	0	0	0	0	3
			Doctors degree - Professional Practice	0	0	0	0	0	0	0	0	0	0	0	0	0
			Doctors degree - Reseach/Scholarship	5	1	0	0	0	1	0	0	0	5	0	0	6
130404		Educational Supervision	Master's Degree	18	12	0	0	0	12	0	0	0	17	0	1	30
			Doctors degree - Professional Practice	0	0	0	0	0	0	0	0	0	0	0	0	0
			Doctors degree - Reseach/Scholarship	0	0	0	0	0	0	0	0	0	0	0	0	0
131202		Elementary Teacher Education	Master's Degree	76	18	3	0	2	28	2	1	57	0	1	94	
			Doctors degree - Professional Practice	0	0	0	0	0	0	0	0	0	0	0	0	0
			Doctors degree - Reseach/Scholarship	0	0	0	0	0	0	0	0	0	0	0	0	0
131305		English Teacher Education	Master's Degree	2	1	0	0	0	2	0	0	1	0	0	3	
			Doctors degree - Professional Practice	0	0	0	0	0	0	0	0	0	0	0	0	0
			Doctors degree - Reseach/Scholarship	0	0	0	0	0	0	0	0	0	0	0	0	0



Wayne State University
Graduate Degrees Awarded by Gender, Race/Ethnicity
IPEDS Award Year 2009

College	CIP Code	Program Classification	Award Category	F	M	Non-Resident Alien	American Indian or Alaskan Native	Asian	Black or African American	Hispanic or Latino	Native Hawaiian and Other Pacific Islander	White	2 or more races	Unknown	Grand Total	
ED Cont.	131306	Foreign Languages Teacher Educ	Master's Degree	4	1	0	0	0	0	1	0	3	0	1	5	
			Doctors degree - Professional Practice	0	0	0	0	0	0	0	0	0	0	0	0	0
			Doctors degree - Reseach/Scholarship	0	0	0	0	0	0	0	0	0	0	0	0	0
	131307	Health Teacher Education	Master's Degree	4	1	0	0	1	1	0	0	0	3	0	0	5
			Doctors degree - Professional Practice	0	0	0	0	0	0	0	0	0	0	0	0	0
			Doctors degree - Reseach/Scholarship	0	0	0	0	0	0	0	0	0	0	0	0	0
	131311	Mathematics Teacher Education	Master's Degree	5	1	0	0	0	2	0	0	0	4	0	0	6
			Doctors degree - Professional Practice	0	0	0	0	0	0	0	0	0	0	0	0	0
			Doctors degree - Reseach/Scholarship	0	0	0	0	0	0	0	0	0	0	0	0	0
	131314	Physical Education Tchg/Coach	Master's Degree	7	5	1	0	0	0	0	0	0	9	0	2	12
			Doctors degree - Professional Practice	0	0	0	0	0	0	0	0	0	0	0	0	0
			Doctors degree - Reseach/Scholarship	0	0	0	0	0	0	0	0	0	0	0	0	0
	131315	Reading Teacher Education	Master's Degree	14	1	0	0	0	3	0	0	0	11	0	1	15
			Doctors degree - Professional Practice	0	0	0	0	0	0	0	0	0	0	0	0	0
			Doctors degree - Reseach/Scholarship	2	0	0	0	0	0	0	0	0	0	2	0	2
	422805	School Psychology	Master's Degree	16	2	2	0	0	1	1	0	0	13	0	1	18
			Doctors degree - Professional Practice	0	0	0	0	0	0	0	0	0	0	0	0	0
			Doctors degree - Reseach/Scholarship	0	0	0	0	0	0	0	0	0	0	0	0	0
	131316	Science Teacher Education	Master's Degree	4	3	0	0	0	2	0	0	0	4	0	1	7
			Doctors degree - Professional Practice	0	0	0	0	0	0	0	0	0	0	0	0	0
			Doctors degree - Reseach/Scholarship	0	0	0	0	0	0	0	0	0	0	0	0	0
	131205	Secondary Teacher Education	Master's Degree	62	39	2	0	6	23	1	2	0	65	0	4	101
			Doctors degree - Professional Practice	0	0	0	0	0	0	0	0	0	0	0	0	0
			Doctors degree - Reseach/Scholarship	0	0	0	0	0	0	0	0	0	0	0	0	0
	131318	Social Studies Teacher Educ	Master's Degree	5	3	0	0	0	3	0	0	0	5	0	0	8
			Doctors degree - Professional Practice	0	0	0	0	0	0	0	0	0	0	0	0	0
			Doctors degree - Reseach/Scholarship	0	0	0	0	0	0	0	0	0	0	0	0	0
131001	Special Education, General	Master's Degree	27	8	0	1	1	3	0	0	0	28	0	2	35	
		Doctors degree - Professional Practice	0	0	0	0	0	0	0	0	0	0	0	0	0	
		Doctors degree - Reseach/Scholarship	1	1	1	0	0	1	0	0	0	0	0	0	2	
310504	Sport and Fitness Admin/Mgt	Master's Degree	5	19	0	0	0	5	1	0	0	17	0	1	24	
		Doctors degree - Professional Practice	0	0	0	0	0	0	0	0	0	0	0	0	0	
		Doctors degree - Reseach/Scholarship	0	0	0	0	0	0	0	0	0	0	0	0	0	
131319	Technical Teacher Education	Master's Degree	0	2	0	0	0	0	0	0	0	1	0	1	2	
		Doctors degree - Professional Practice	0	0	0	0	0	0	0	0	0	0	0	0	0	
		Doctors degree - Reseach/Scholarship	0	0	0	0	0	0	0	0	0	0	0	0	0	
512310	Vocational Rehab Counseling	Master's Degree	7	1	0	0	0	5	1	0	0	2	0	0	8	
		Doctors degree - Professional Practice	0	0	0	0	0	0	0	0	0	0	0	0	0	
		Doctors degree - Reseach/Scholarship	0	0	0	0	0	0	0	0	0	0	0	0	0	
ED Total				395	147	13	1	14	139	10	1	335	0	29	542	
EN	140501	Biomedical/Medical Engg	Master's Degree	20	24	20	0	6	2	0	0	11	0	5	44	
			Doctors degree - Professional Practice	0	0	0	0	0	0	0	0	0	0	0	0	0
			Doctors degree - Reseach/Scholarship	2	4	4	0	0	0	1	0	0	1	0	0	6
	140701	Chemical Engineering	Master's Degree	3	3	3	0	0	0	0	0	0	3	0	0	6
			Doctors degree - Professional Practice	0	0	0	0	0	0	0	0	0	0	0	0	0
			Doctors degree - Reseach/Scholarship	1	4	2	0	2	0	0	0	0	1	0	0	5
	140801	Civil Engineering, General	Master's Degree	7	25	12	0	2	3	0	0	0	14	0	1	32
			Doctors degree - Professional Practice	0	0	0	0	0	0	0	0	0	0	0	0	0
			Doctors degree - Reseach/Scholarship	0	0	0	0	0	0	0	0	0	0	0	0	0



Wayne State University
Graduate Degrees Awarded by Gender, Race/Ethnicity
IPEDS Award Year 2009

College	CIP Code	Program Classification	Award Category	F	M	Non-Resident Alien	American Indian or Alaskan Native	Asian	Black or African American	Hispanic or Latino	Native Hawaiian and Other Pacific Islander	White	2 or more races	Unknown	Grand Total	
EN Cont.	140901	Computer Engineering	Master's Degree	7	16	17	0	1	1	0	0	4	0	0	23	
			Doctors degree - Professional Practice	0	0	0	0	0	0	0	0	0	0	0	0	0
			Doctors degree - Reseach/Scholarship	0	4	1	0	2	0	0	0	0	1	0	0	4
	141001	Electrical/Electrnc/Comm Engg	Master's Degree	10	40	36	1	7	1	1	1	0	2	0	2	50
			Doctors degree - Professional Practice	0	0	0	0	0	0	0	0	0	0	0	0	0
			Doctors degree - Reseach/Scholarship	0	2	2	0	0	0	0	0	0	0	0	0	2
	151501	Engg/Industrial Management	Master's Degree	2	7	2	0	1	0	1	0	0	5	0	0	9
			Doctors degree - Professional Practice	0	0	0	0	0	0	0	0	0	0	0	0	0
			Doctors degree - Reseach/Scholarship	0	0	0	0	0	0	0	0	0	0	0	0	0
	150000	Engineering Technologies/Tech	Master's Degree	1	16	4	0	5	2	0	0	0	6	0	0	17
			Doctors degree - Professional Practice	0	0	0	0	0	0	0	0	0	0	0	0	0
			Doctors degree - Reseach/Scholarship	0	0	0	0	0	0	0	0	0	0	0	0	0
	150508	Hazardous Mat Mgt & Waste Tech	Master's Degree	0	1	0	0	0	0	0	0	0	1	0	0	1
			Doctors degree - Professional Practice	0	0	0	0	0	0	0	0	0	0	0	0	0
			Doctors degree - Reseach/Scholarship	0	0	0	0	0	0	0	0	0	0	0	0	0
	143501	Industrial Engineering	Master's Degree	3	23	21	0	3	1	0	0	0	1	0	0	26
			Doctors degree - Professional Practice	0	0	0	0	0	0	0	0	0	0	0	0	0
			Doctors degree - Reseach/Scholarship	1	3	2	0	0	1	0	0	0	1	0	0	4
	143601	Manufacturing Engineering	Master's Degree	1	10	6	0	2	0	0	0	0	1	0	2	11
			Doctors degree - Professional Practice	0	0	0	0	0	0	0	0	0	0	0	0	0
			Doctors degree - Reseach/Scholarship	0	0	0	0	0	0	0	0	0	0	0	0	0
	401001	Materials Science	Master's Degree	1	4	4	0	0	0	0	0	0	1	0	0	5
			Doctors degree - Professional Practice	0	0	0	0	0	0	0	0	0	0	0	0	0
			Doctors degree - Reseach/Scholarship	0	2	1	0	1	0	0	0	0	0	0	0	2
141901	Mechanical Engineering	Master's Degree	4	61	44	0	6	1	1	0	0	13	0	0	65	
		Doctors degree - Professional Practice	0	0	0	0	0	0	0	0	0	0	0	0	0	
		Doctors degree - Reseach/Scholarship	0	8	4	0	3	1	0	0	0	0	0	0	8	
142501	Petroleum Engineering	Master's Degree	2	10	3	0	1	1	0	0	0	7	0	0	12	
		Doctors degree - Professional Practice	0	0	0	0	0	0	0	0	0	0	0	0	0	
		Doctors degree - Reseach/Scholarship	0	0	0	0	0	0	0	0	0	0	0	0	0	
EN Total			65	267	188	1	42	14	4	0	73	0	10	332		
FA	190905	Apparel & Textile Mkt Mgt	Master's Degree	3	0	0	0	1	0	0	0	2	0	0	3	
			Doctors degree - Professional Practice	0	0	0	0	0	0	0	0	0	0	0	0	
			Doctors degree - Reseach/Scholarship	0	0	0	0	0	0	0	0	0	0	0	0	
	500703	Art History/Criticism/Consrvtn	Master's Degree	1	0	0	0	0	0	0	0	0	1	0	0	1
			Doctors degree - Professional Practice	0	0	0	0	0	0	0	0	0	0	0	0	
			Doctors degree - Reseach/Scholarship	0	0	0	0	0	0	0	0	0	0	0	0	
	500701	Art, General	Master's Degree	4	1	1	0	1	0	1	0	0	1	0	1	5
			Doctors degree - Professional Practice	0	0	0	0	0	0	0	0	0	0	0	0	
			Doctors degree - Reseach/Scholarship	0	0	0	0	0	0	0	0	0	0	0	0	
	090101	Communications, Speech,Rhetor	Master's Degree	28	5	1	0	1	11	2	0	0	16	0	2	33
			Doctors degree - Professional Practice	0	0	0	0	0	0	0	0	0	0	0	0	
			Doctors degree - Reseach/Scholarship	2	0	1	0	0	0	0	0	0	1	0	0	2
	302801	Dispute Resolution	Master's Degree	3	3	1	0	0	2	0	0	0	3	0	0	6
			Doctors degree - Professional Practice	0	0	0	0	0	0	0	0	0	0	0	0	
			Doctors degree - Reseach/Scholarship	0	0	0	0	0	0	0	0	0	0	0	0	
	500501	Drama/Theater Arts General	Master's Degree	6	7	0	0	0	1	0	0	0	12	0	0	13
			Doctors degree - Professional Practice	0	0	0	0	0	0	0	0	0	0	0	0	
			Doctors degree - Reseach/Scholarship	3	2	0	0	0	0	1	1	0	3	0	0	5



Wayne State University
Graduate Degrees Awarded by Gender, Race/Ethnicity
IPEDS Award Year 2009

College	CIP Code	Program Classification	Award Category	F	M	Non-Resident Alien	American Indian or Alaskan Native	Asian	Black or African American	Hispanic or Latino	Native Hawaiian and Other Pacific Islander	White	2 or more races	Unknown	Grand Total	
FA Cont.	500901	Music, General	Master's Degree	1	3	0	0	0	0	0	0	4	0	0	4	
			Doctors degree - Professional Practice	0	0	0	0	0	0	0	0	0	0	0	0	0
			Doctors degree - Reseach/Scholarship	0	0	0	0	0	0	0	0	0	0	0	0	0
			FA Total	51	21	4	0	3	15	4	0	43	0	3	72	
GS	250101	Info Sciencesce/Librarianship	Master's Degree	167	33	5	0	2	11	3	0	157	0	22	200	
			Doctors degree - Professional Practice	0	0	0	0	0	0	0	0	0	0	0	0	
			Doctors degree - Reseach/Scholarship	0	0	0	0	0	0	0	0	0	0	0	0	
	260204	Molecular Biology	Master's Degree	1	0	0	0	0	0	0	0	0	1	0	0	1
			Doctors degree - Professional Practice	0	0	0	0	0	0	0	0	0	0	0	0	0
			Doctors degree - Reseach/Scholarship	1	0	1	0	0	0	0	0	0	0	0	0	1
	261005	Molecular Toxicology	Master's Degree	1	0	1	0	0	0	0	0	0	0	0	0	1
			Doctors degree - Professional Practice	0	0	0	0	0	0	0	0	0	0	0	0	0
			Doctors degree - Reseach/Scholarship	0	2	1	0	0	0	0	0	0	1	0	0	2
	309999	Multi/Interdisc Studies, Other	Master's Degree	0	0	0	0	0	0	0	0	0	0	0	0	0
			Doctors degree - Professional Practice	0	0	0	0	0	0	0	0	0	0	0	0	0
			Doctors degree - Reseach/Scholarship	1	0	0	0	0	0	0	0	0	1	0	0	1
	GS Total	171	35	8	0	2	11	3	0	160	0	22	206			
	LS	270501	Statistic, General	Master's Degree	3	0	2	0	1	0	0	0	0	0	0	3
				Doctors degree - Professional Practice	0	0	0	0	0	0	0	0	0	0	0	0
				Doctors degree - Reseach/Scholarship	0	0	0	0	0	0	0	0	0	0	0	0
450201		Anthropology	Master's Degree	7	1	1	0	0	0	0	0	0	6	0	1	8
			Doctors degree - Professional Practice	0	0	0	0	0	0	0	0	0	0	0	0	0
			Doctors degree - Reseach/Scholarship	1	2	0	0	0	2	0	0	1	0	0	0	3
270301		Applied Mathematics, General	Master's Degree	1	1	2	0	0	0	0	0	0	0	0	0	2
			Doctors degree - Professional Practice	0	0	0	0	0	0	0	0	0	0	0	0	0
			Doctors degree - Reseach/Scholarship	0	0	0	0	0	0	0	0	0	0	0	0	0
260101		Biology, General	Master's Degree	5	2	3	0	0	0	0	0	0	4	0	0	7
			Doctors degree - Professional Practice	0	0	0	0	0	0	0	0	0	0	0	0	0
			Doctors degree - Reseach/Scholarship	5	2	2	0	3	0	0	2	0	0	0	0	7
400501		Chemistry, General	Master's Degree	8	3	7	0	0	0	0	0	0	4	0	0	11
			Doctors degree - Professional Practice	0	0	0	0	0	0	0	0	0	0	0	0	0
			Doctors degree - Reseach/Scholarship	10	22	19	0	6	0	0	7	0	0	0	0	32
040301		City/Urban, Comm/Region Plan'g	Master's Degree	19	9	0	1	0	5	1	0	0	20	0	1	28
			Doctors degree - Professional Practice	0	0	0	0	0	0	0	0	0	0	0	0	0
			Doctors degree - Reseach/Scholarship	0	0	0	0	0	0	0	0	0	0	0	0	0
161200		Classics&Classical Lang & Lit	Master's Degree	1	0	0	0	0	0	0	0	0	1	0	0	1
			Doctors degree - Professional Practice	0	0	0	0	0	0	0	0	0	0	0	0	0
			Doctors degree - Reseach/Scholarship	0	0	0	0	0	0	0	0	0	0	0	0	0
510201		Communicatio Disorders	Master's Degree	33	3	8	0	1	0	1	0	0	26	0	0	36
			Doctors degree - Professional Practice	0	0	0	0	0	0	0	0	0	0	0	0	0
			Doctors degree - Reseach/Scholarship	1	0	0	0	1	0	0	0	0	0	0	0	1
110101		Computer and Info Sci General	Master's Degree	14	23	23	0	9	0	1	0	0	4	0	0	37
			Doctors degree - Professional Practice	0	0	0	0	0	0	0	0	0	0	0	0	0
			Doctors degree - Reseach/Scholarship	0	11	8	0	2	0	0	1	0	0	1	0	11
430104		Criminal Justice Studies	Master's Degree	7	2	0	0	0	0	0	1	0	6	0	2	9
			Doctors degree - Professional Practice	0	0	0	0	0	0	0	0	0	0	0	0	0
			Doctors degree - Reseach/Scholarship	0	0	0	0	0	0	0	0	0	0	0	0	0



Wayne State University
Graduate Degrees Awarded by Gender, Race/Ethnicity
IPEDS Award Year 2009

College	CIP Code	Program Classification	Award Category	F	M	Non-Resident Alien	American Indian or Alaskan Native	Asian	Black or African American	Hispanic or Latino	Native Hawaiian and Other Pacific Islander	White	2 or more races	Unknown	Grand Total	
LS Cont.	450601	Economics, General	Master's Degree	6	6	6	0	0	0	0	0	6	0	0	12	
			Doctors degree - Professional Practice	0	0	0	0	0	0	0	0	0	0	0	0	0
			Doctors degree - Reseach/Scholarship	1	0	0	0	0	0	0	0	0	1	0	0	1
	230101	English Language/Lit General	Master's Degree	8	10	1	0	0	1	0	0	15	0	1	18	
			Doctors degree - Professional Practice	0	0	0	0	0	0	0	0	0	0	0	0	0
			Doctors degree - Reseach/Scholarship	5	0	0	0	0	2	0	0	3	0	0	5	
	190501	Foods and Nutrition & Wellness	Master's Degree	7	0	0	0	2	1	0	0	4	0	0	7	
			Doctors degree - Professional Practice	0	0	0	0	0	0	0	0	0	0	0	0	0
			Doctors degree - Reseach/Scholarship	2	0	0	0	0	1	0	0	1	0	0	2	
	160101	Foreign Langs/Lits General	Master's Degree	4	2	1	0	0	0	1	1	4	0	0	6	
			Doctors degree - Professional Practice	0	0	0	0	0	0	0	0	0	0	0	0	0
			Doctors degree - Reseach/Scholarship	1	1	0	0	0	0	1	0	1	0	0	2	
	400601	Geology	Master's Degree	0	2	0	0	0	1	0	0	1	0	0	2	
			Doctors degree - Professional Practice	0	0	0	0	0	0	0	0	0	0	0	0	0
			Doctors degree - Reseach/Scholarship	0	0	0	0	0	0	0	0	0	0	0	0	0
	540101	History	Master's Degree	4	6	0	0	0	1	0	0	8	0	1	10	
			Doctors degree - Professional Practice	0	0	0	0	0	0	0	0	0	0	0	0	0
			Doctors degree - Reseach/Scholarship	0	1	0	0	0	0	0	0	1	0	0	1	
	190701	Human Dev & Family Studies,Gen	Master's Degree	2	0	0	0	0	0	0	0	2	0	0	2	
			Doctors degree - Professional Practice	0	0	0	0	0	0	0	0	0	0	0	0	0
			Doctors degree - Reseach/Scholarship	0	0	0	0	0	0	0	0	0	0	0	0	0
	422804	Indust & Organiz Psychology	Master's Degree	12	5	2	0	0	1	0	0	11	0	3	17	
			Doctors degree - Professional Practice	0	0	0	0	0	0	0	0	0	0	0	0	0
			Doctors degree - Reseach/Scholarship	0	0	0	0	0	0	0	0	0	0	0	0	0
	521002	Labor/Personnel Relat & Stud	Master's Degree	5	2	0	0	0	5	1	0	1	0	0	7	
			Doctors degree - Professional Practice	0	0	0	0	0	0	0	0	0	0	0	0	0
			Doctors degree - Reseach/Scholarship	0	0	0	0	0	0	0	0	0	0	0	0	0
	160102	Linguistics	Master's Degree	5	0	3	0	0	2	0	0	0	0	0	5	
			Doctors degree - Professional Practice	0	0	0	0	0	0	0	0	0	0	0	0	0
			Doctors degree - Reseach/Scholarship	0	0	0	0	0	0	0	0	0	0	0	0	0
	270101	Mathematics	Master's Degree	0	4	0	0	0	0	0	0	4	0	0	4	
			Doctors degree - Professional Practice	0	0	0	0	0	0	0	0	0	0	0	0	0
			Doctors degree - Reseach/Scholarship	1	4	3	0	2	0	0	0	0	0	0	5	
	161199	Mid/Near East&Semitic Lang/Lit	Master's Degree	1	4	0	0	0	0	0	0	5	0	0	5	
			Doctors degree - Professional Practice	0	0	0	0	0	0	0	0	0	0	0	0	0
			Doctors degree - Reseach/Scholarship	0	0	0	0	0	0	0	0	0	0	0	0	0
	261201	Molecular Biotechnology	Master's Degree	4	2	3	0	0	0	0	0	3	0	0	6	
			Doctors degree - Professional Practice	0	0	0	0	0	0	0	0	0	0	0	0	0
			Doctors degree - Reseach/Scholarship	0	0	0	0	0	0	0	0	0	0	0	0	0
	309999	Multi/Interdisc Studies, Other	Master's Degree	7	6	1	0	1	2	0	0	7	1	1	13	
			Doctors degree - Professional Practice	0	0	0	0	0	0	0	0	0	0	0	0	0
			Doctors degree - Reseach/Scholarship	0	0	0	0	0	0	0	0	0	0	0	0	0
	400801	Physics, General	Master's Degree	0	9	6	0	1	0	0	0	2	0	0	9	
			Doctors degree - Professional Practice	0	0	0	0	0	0	0	0	0	0	0	0	0
			Doctors degree - Reseach/Scholarship	1	4	2	0	0	0	0	0	3	0	0	5	



Wayne State University
Graduate Degrees Awarded by Gender, Race/Ethnicity
IPEDS Award Year 2009

College	CIP Code	Program Classification	Award Category	F	M	Non-Resident Alien	American Indian or Alaskan Native	Asian	Black or African American	Hispanic or Latino	Native Hawaiian and Other Pacific Islander	White	2 or more races	Unknown	Grand Total	
LS Cont.	451001	Political Science General	Master's Degree	3	0	0	0	0	0	0	0	2	0	1	3	
			Doctors degree - Professional Practice	0	0	0	0	0	0	0	0	0	0	0	0	0
			Doctors degree - Reseach/Scholarship	0	4	0	0	0	1	0	0	0	3	0	0	4
	420101	Psychology	Master's Degree	15	2	3	0	0	2	0	0	12	0	0	17	
			Doctors degree - Professional Practice	0	0	0	0	0	0	0	0	0	0	0	0	
			Doctors degree - Reseach/Scholarship	12	3	1	0	1	1	1	0	11	0	0	15	
	440401	Public Administration	Master's Degree	9	7	0	0	0	7	1	0	7	0	1	16	
			Doctors degree - Professional Practice	0	0	0	0	0	0	0	0	0	0	0	0	
			Doctors degree - Reseach/Scholarship	0	0	0	0	0	0	0	0	0	0	0	0	
	131316	Science Teacher Education	Master's Degree	2	1	0	0	0	0	0	0	2	0	1	3	
			Doctors degree - Professional Practice	0	0	0	0	0	0	0	0	0	0	0	0	
			Doctors degree - Reseach/Scholarship	0	0	0	0	0	0	0	0	0	0	0	0	
	451101	Sociology	Master's Degree	3	0	0	0	0	0	0	0	3	0	0	3	
			Doctors degree - Professional Practice	0	0	0	0	0	0	0	0	0	0	0	0	
			Doctors degree - Reseach/Scholarship	5	2	1	0	1	3	0	0	2	0	0	7	
	160905	Spanish Language/Literature	Master's Degree	0	1	0	0	0	0	0	0	1	0	0	1	
			Doctors degree - Professional Practice	0	0	0	0	0	0	0	0	0	0	0	0	
			Doctors degree - Reseach/Scholarship	0	0	0	0	0	0	0	0	0	0	0	0	
	LS Total			240	169	108	1	31	38	9	0	208	1	13	409	
	LW	220205	Banking,Corporate,Finance,Secu	Master's Degree	2	0	1	0	0	0	0	0	1	0	0	2
				Doctors degree - Professional Practice	0	0	0	0	0	0	0	0	0	0	0	0
Doctors degree - Reseach/Scholarship				0	0	0	0	0	0	0	0	0	0	0	0	
220101		Law (LL.B. J.D.)	Master's Degree	0	0	0	0	0	0	0	0	0	0	0	0	
			Doctors degree - Professional Practice	85	97	1	0	6	21	10	0	125	1	18	182	
			Doctors degree - Reseach/Scholarship	0	0	0	0	0	0	0	0	0	0	0	0	
220299		Legal Research & Adv Prof Stud	Master's Degree	3	0	0	0	0	1	0	0	2	0	0	3	
			Doctors degree - Professional Practice	0	0	0	0	0	0	0	0	0	0	0	0	
			Doctors degree - Reseach/Scholarship	0	0	0	0	0	0	0	0	0	0	0	0	
220211		Tax Law/Taxation	Master's Degree	3	2	0	0	0	0	0	0	4	0	1	5	
			Doctors degree - Professional Practice	0	0	0	0	0	0	0	0	0	0	0	0	
			Doctors degree - Reseach/Scholarship	0	0	0	0	0	0	0	0	0	0	0	0	
LW Total			93	99	2	0	6	22	10	0	132	1	19	192		
MD	260403	Anatomy	Master's Degree	0	1	0	0	0	0	0	0	1	0	0	1	
			Doctors degree - Professional Practice	0	0	0	0	0	0	0	0	0	0	0	0	
			Doctors degree - Reseach/Scholarship	2	1	1	0	1	0	0	0	1	0	0	3	
	260202	Biochemistry	Master's Degree	0	0	0	0	0	0	0	0	0	0	0	0	
			Doctors degree - Professional Practice	0	0	0	0	0	0	0	0	0	0	0	0	
			Doctors degree - Reseach/Scholarship	0	1	1	0	0	0	0	0	0	0	0	1	
	260210	Biochemistry&Molecular Biology	Master's Degree	1	0	1	0	0	0	0	0	0	0	0	1	
			Doctors degree - Professional Practice	0	0	0	0	0	0	0	0	0	0	0	0	
			Doctors degree - Reseach/Scholarship	1	2	3	0	0	0	0	0	0	0	0	3	
	269999	Biological & Biomedical Sci	Master's Degree	22	14	4	0	3	3	0	0	19	0	7	36	
			Doctors degree - Professional Practice	0	0	0	0	0	0	0	0	0	0	0	0	
			Doctors degree - Reseach/Scholarship	0	0	0	0	0	0	0	0	0	0	0	0	
	511509	Genetic Counseling	Master's Degree	5	0	0	0	1	0	0	0	4	0	0	5	
			Doctors degree - Professional Practice	0	0	0	0	0	0	0	0	0	0	0	0	
			Doctors degree - Reseach/Scholarship	0	0	0	0	0	0	0	0	0	0	0	0	
512205	Health Physics/Radiolog Health	Master's Degree	6	7	3	1	5	0	0	0	3	0	1	13		
		Doctors degree - Professional Practice	0	0	0	0	0	0	0	0	0	0	0	0		
		Doctors degree - Reseach/Scholarship	0	2	0	0	0	0	0	0	2	0	0	2		



Wayne State University
Graduate Degrees Awarded by Gender, Race/Ethnicity
IPEDS Award Year 2009

College	CIP Code	Program Classification	Award Category	F	M	Non-Resident Alien	American Indian or Alaskan Native	Asian	Black or African American	Hispanic or Latino	Native Hawaiian and Other Pacific Islander	White	2 or more races	Unknown	Grand Total	
MD Cont.	260507	Immunology and Microbiology	Master's Degree	0	0	0	0	0	0	0	0	0	0	0	0	
			Doctors degree - Professional Practice	0	0	0	0	0	0	0	0	0	0	0	0	0
			Doctors degree - Reseach/Scholarship	2	1	0	0	0	0	1	0	0	2	0	0	3
	512003	Med Pharmacol & Pharmaceut Sci	Master's Degree	0	0	0	0	0	0	0	0	0	0	0	0	0
			Doctors degree - Professional Practice	0	0	0	0	0	0	0	0	0	0	0	0	0
			Doctors degree - Reseach/Scholarship	1	2	1	0	1	0	0	0	0	1	0	0	3
	511401	Medical Scientist	Master's Degree	1	0	0	0	1	0	0	0	0	0	0	1	0
			Doctors degree - Professional Practice	0	0	0	0	0	0	0	0	0	0	0	0	0
			Doctors degree - Reseach/Scholarship	0	0	0	0	0	0	0	0	0	0	0	0	0
	511201	Medicine	Master's Degree	0	0	0	0	0	0	0	0	0	0	0	0	0
			Doctors degree - Professional Practice	120	133	4	0	45	26	0	0	0	176	0	2	253
			Doctors degree - Reseach/Scholarship	0	0	0	0	0	0	0	0	0	0	0	0	0
	260911	Oncology and Cancer Biology	Master's Degree	0	0	0	0	0	0	0	0	0	0	0	0	0
			Doctors degree - Professional Practice	0	0	0	0	0	0	0	0	0	0	0	0	0
			Doctors degree - Reseach/Scholarship	5	5	1	0	0	2	0	0	0	7	0	0	10
	260901	Physiology	Master's Degree	0	1	0	0	1	0	0	0	0	0	0	0	1
			Doctors degree - Professional Practice	0	0	0	0	0	0	0	0	0	0	0	0	0
			Doctors degree - Reseach/Scholarship	3	0	1	0	0	0	0	0	0	2	0	0	3
	512201	Public Health, General	Master's Degree	9	1	2	0	0	1	0	0	0	7	0	0	10
			Doctors degree - Professional Practice	0	0	0	0	0	0	0	0	0	0	0	0	0
			Doctors degree - Reseach/Scholarship	0	0	0	0	0	0	0	0	0	0	0	0	0
MD Total			178	171	22	1	58	32	1	0	225	0	10	349		
NU	513803	Adult Health Nurse	Master's Degree	29	2	1	0	2	4	0	0	22	0	2	31	
			Doctors degree - Professional Practice	0	0	0	0	0	0	0	0	0	0	0	0	
			Doctors degree - Reseach/Scholarship	0	0	0	0	0	0	0	0	0	0	0	0	
	513806	Mat/Child Hlth&Neonat Nur	Master's Degree	15	0	0	0	0	0	0	0	0	13	0	2	15
			Doctors degree - Professional Practice	0	0	0	0	0	0	0	0	0	0	0	0	
			Doctors degree - Reseach/Scholarship	0	0	0	0	0	0	0	0	0	0	0	0	
	513808	Nursing Science	Master's Degree	0	0	0	0	0	0	0	0	0	0	0	0	
			Doctors degree - Professional Practice	0	0	0	0	0	0	0	0	0	0	0	0	
			Doctors degree - Reseach/Scholarship	3	0	0	0	0	0	0	0	0	3	0	0	3
	513810	Psychiatric Mental Hlth Nur	Master's Degree	1	0	0	0	0	1	0	0	0	0	0	0	1
			Doctors degree - Professional Practice	0	0	0	0	0	0	0	0	0	0	0	0	
			Doctors degree - Reseach/Scholarship	0	0	0	0	0	0	0	0	0	0	0	0	
	513811	Public Hlth Comm Nurse	Master's Degree	1	0	0	0	0	0	0	0	0	1	0	0	1
			Doctors degree - Professional Practice	0	0	0	0	0	0	0	0	0	0	0	0	
			Doctors degree - Reseach/Scholarship	0	0	0	0	0	0	0	0	0	0	0	0	
NU Total			49	2	1	0	2	5	0	0	39	0	4	51		
PA	512003	Med Pharmacol & Pharmaceut Sci	Master's Degree	1	1	2	0	0	0	0	0	0	0	0	2	
			Doctors degree - Professional Practice	0	0	0	0	0	0	0	0	0	0	0	0	
			Doctors degree - Reseach/Scholarship	2	3	4	0	0	0	0	0	0	1	0	0	5
	513804	Nurse Anesthetist	Master's Degree	9	7	2	0	1	0	1	0	12	0	0	16	
			Doctors degree - Professional Practice	0	0	0	0	0	0	0	0	0	0	0	0	
			Doctors degree - Reseach/Scholarship	0	0	0	0	0	0	0	0	0	0	0	0	
	512206	Occupat Hlth & Indust Hygiene	Master's Degree	1	1	0	0	0	1	0	0	0	0	1	2	
			Doctors degree - Professional Practice	0	0	0	0	0	0	0	0	0	0	0	0	
			Doctors degree - Reseach/Scholarship	0	0	0	0	0	0	0	0	0	0	0	0	
	512306	Occupational Therapy	Master's Degree	15	8	4	0	3	0	0	0	13	0	3	23	
			Doctors degree - Professional Practice	0	0	0	0	0	0	0	0	0	0	0	0	
			Doctors degree - Reseach/Scholarship	0	0	0	0	0	0	0	0	0	0	0	0	
	512001	Pharmacy	Master's Degree	0	0	0	0	0	0	0	0	0	0	0	0	
			Doctors degree - Professional Practice	62	26	18	0	14	1	1	0	46	0	8	88	
			Doctors degree - Reseach/Scholarship	0	0	0	0	0	0	0	0	0	0	0	0	
	512308	Physical Therapy	Master's Degree	0	0	0	0	0	0	0	0	0	0	0	0	
			Doctors degree - Professional Practice	24	5	2	0	5	2	0	0	19	0	1	29	
			Doctors degree - Reseach/Scholarship	0	0	0	0	0	0	0	0	0	0	0	0	
510912	Physician Assistant Studies	Master's Degree	42	6	3	0	2	0	2	0	35	0	6	48		
		Doctors degree - Professional Practice	0	0	0	0	0	0	0	0	0	0	0	0		
		Doctors degree - Reseach/Scholarship	0	0	0	0	0	0	0	0	0	0	0	0		
PA Total			156	57	35	0	25	4	4	0	126	0	19	213		



Wayne State University
Graduate Degrees Awarded by Gender, Race/Ethnicity
IPEDS Award Year 2009

College	CIP Code	Program Classification	Award Category	F	M	Non-Resident Alien	American Indian or Alaskan Native	Asian	Black or African American	Hispanic or Latino	Native Hawaiian and Other Pacific Islander	White	2 or more races	Unknown	Grand Total	
SW	440701	Social Work	Master's Degree	240	22	11	1	4	56	6	0	164	0	20	262	
			Doctors degree - Professional Practice	0	0	0	0	0	0	0	0	0	0	0	0	0
			Doctors degree - Reseach/Scholarship	0	0	0	0	0	0	0	0	0	0	0	0	0
SW Total				240	22	11	1	4	56	6	0	164	0	20	262	
Grand Total				1,792	1,191	439	6	223	374	57	1	1,703	2	178	2,983	



Wayne State University
Graduate Degrees Awarded by Gender, Race/Ethnicity
IPEDS Award Year 2010

College	CIP Code	Program Classification	Award Category	F	M	Non-Resident Alien	American Indian or Alaskan Native	Asian	Black or African American	Hispanic or Latino	Native Hawaiian and Other Pacific Islander	White	2 or more races	Unknown	Grand Total	
BA	520301	Accounting	Master's Degree	17	16	12	0	2	5	1	0	10	0	3	33	
			Doctors degree - Professional Practice	0	0	0	0	0	0	0	0	0	0	0	0	0
			Doctors degree - Reseach/Scholarship	0	0	0	0	0	0	0	0	0	0	0	0	0
	520201	Business Admin & Mgt, Gen	Master's Degree	124	180	20	1	28	42	4	0	0	176	0	33	304
			Doctors degree - Professional Practice	0	0	0	0	0	0	0	0	0	0	0	0	0
			Doctors degree - Reseach/Scholarship	0	0	0	0	0	0	0	0	0	0	0	0	0
	521601	Taxation	Master's Degree	3	5	2	0	2	0	0	0	0	4	0	0	8
			Doctors degree - Professional Practice	0	0	0	0	0	0	0	0	0	0	0	0	0
			Doctors degree - Reseach/Scholarship	0	0	0	0	0	0	0	0	0	0	0	0	0
	BA Total			144	201	34	1	32	47	5	0	190	0	36	345	
	ED	131302	Art Teacher Education	Master's Degree	9	2	0	0	1	1	0	0	9	0	0	11
				Doctors degree - Professional Practice	0	0	0	0	0	0	0	0	0	0	0	0
Doctors degree - Reseach/Scholarship				0	0	0	0	0	0	0	0	0	0	0	0	
130201		Bilingual & Multilingual Educ	Master's Degree	15	2	0	0	0	0	3	0	0	11	0	3	17
			Doctors degree - Professional Practice	0	0	0	0	0	0	0	0	0	0	0	0	0
			Doctors degree - Reseach/Scholarship	0	0	0	0	0	0	0	0	0	0	0	0	0
131101		Counselor Educ/Guidance Svcs	Master's Degree	30	5	0	0	0	14	1	0	0	20	0	0	35
			Doctors degree - Professional Practice	0	0	0	0	0	0	0	0	0	0	0	0	0
			Doctors degree - Reseach/Scholarship	6	0	3	0	0	0	0	0	0	3	0	0	6
130301		Curriculum and Instruction	Master's Degree	0	0	0	0	0	0	0	0	0	0	0	0	0
			Doctors degree - Professional Practice	0	0	0	0	0	0	0	0	0	0	0	0	0
			Doctors degree - Reseach/Scholarship	2	1	0	0	0	1	0	0	0	2	0	0	3
131210		Early Childhood Education	Master's Degree	11	0	0	0	0	2	0	0	0	9	0	0	11
			Doctors degree - Professional Practice	0	0	0	0	0	0	0	0	0	0	0	0	0
			Doctors degree - Reseach/Scholarship	0	0	0	0	0	0	0	0	0	0	0	0	0
130501		Educ/Instruc Media Design	Master's Degree	21	7	0	1	1	11	0	0	0	11	0	4	28
			Doctors degree - Professional Practice	0	0	0	0	0	0	0	0	0	0	0	0	0
			Doctors degree - Reseach/Scholarship	5	2	1	0	1	1	0	0	0	4	0	0	7
130401		Education Leadership & Admin	Master's Degree	0	0	0	0	0	0	0	0	0	0	0	0	0
			Doctors degree - Professional Practice	0	0	0	0	0	0	0	0	0	0	0	0	0
			Doctors degree - Reseach/Scholarship	1	3	0	0	0	2	0	0	1	0	1	0	4
422806		Educational Psychology	Master's Degree	3	1	1	0	0	0	0	0	0	2	0	1	4
			Doctors degree - Professional Practice	0	0	0	0	0	0	0	0	0	0	0	0	0
			Doctors degree - Reseach/Scholarship	3	0	1	0	0	0	0	0	0	2	0	0	3
130404		Educational Supervision	Master's Degree	22	17	2	0	1	10	0	0	0	23	0	3	39
			Doctors degree - Professional Practice	0	0	0	0	0	0	0	0	0	0	0	0	0
			Doctors degree - Reseach/Scholarship	0	0	0	0	0	0	0	0	0	0	0	0	0
131202		Elementary Teacher Education	Master's Degree	67	15	0	0	4	31	0	0	0	44	0	3	82
			Doctors degree - Professional Practice	0	0	0	0	0	0	0	0	0	0	0	0	0
			Doctors degree - Reseach/Scholarship	0	0	0	0	0	0	0	0	0	0	0	0	0
131305		English Teacher Education	Master's Degree	3	1	0	0	0	0	0	0	0	4	0	0	4
			Doctors degree - Professional Practice	0	0	0	0	0	0	0	0	0	0	0	0	0
			Doctors degree - Reseach/Scholarship	0	0	0	0	0	0	0	0	0	0	0	0	0
422811		Family Psychology	Master's Degree	8	3	1	0	0	0	0	0	0	9	0	1	11
			Doctors degree - Professional Practice	0	0	0	0	0	0	0	0	0	0	0	0	0
			Doctors degree - Reseach/Scholarship	0	0	0	0	0	0	0	0	0	0	0	0	0



Wayne State University
Graduate Degrees Awarded by Gender, Race/Ethnicity
IPEDS Award Year 2010

College	CIP Code	Program Classification	Award Category	F	M	Non-Resident Alien	American Indian or Alaskan Native	Asian	Black or African American	Hispanic or Latino	Native Hawaiian and Other Pacific Islander	White	2 or more races	Unknown	Grand Total	
ED Cont.	131306	Foreign Languages Teacher Educ	Master's Degree	4	0	0	0	0	0	0	0	4	0	0	4	
			Doctors degree - Professional Practice	0	0	0	0	0	0	0	0	0	0	0	0	0
			Doctors degree - Reseach/Scholarship	0	0	0	0	0	0	0	0	0	0	0	0	0
	131307	Health Teacher Education	Master's Degree	3	0	0	0	0	2	0	0	0	1	0	0	3
			Doctors degree - Professional Practice	0	0	0	0	0	0	0	0	0	0	0	0	0
			Doctors degree - Reseach/Scholarship	0	0	0	0	0	0	0	0	0	0	0	0	0
	131311	Mathematics Teacher Education	Master's Degree	5	5	0	0	0	2	0	0	0	7	0	1	10
			Doctors degree - Professional Practice	0	0	0	0	0	0	0	0	0	0	0	0	0
			Doctors degree - Reseach/Scholarship	0	0	0	0	0	0	0	0	0	0	0	0	0
	131314	Physical Education Tchg/Coach	Master's Degree	6	3	2	0	0	2	0	0	0	5	0	0	9
			Doctors degree - Professional Practice	0	0	0	0	0	0	0	0	0	0	0	0	0
			Doctors degree - Reseach/Scholarship	0	0	0	0	0	0	0	0	0	0	0	0	0
	131315	Reading Teacher Education	Master's Degree	3	1	0	0	0	0	0	0	0	3	0	1	4
			Doctors degree - Professional Practice	0	0	0	0	0	0	0	0	0	0	0	0	0
			Doctors degree - Reseach/Scholarship	0	0	0	0	0	0	0	0	0	0	0	0	0
	422805	School Psychology	Master's Degree	12	0	0	0	0	2	0	0	0	8	0	2	12
			Doctors degree - Professional Practice	0	0	0	0	0	0	0	0	0	0	0	0	0
			Doctors degree - Reseach/Scholarship	0	0	0	0	0	0	0	0	0	0	0	0	0
	131316	Science Teacher Education	Master's Degree	3	3	2	0	0	1	0	0	0	3	0	0	6
			Doctors degree - Professional Practice	0	0	0	0	0	0	0	0	0	0	0	0	0
			Doctors degree - Reseach/Scholarship	0	0	0	0	0	0	0	0	0	0	0	0	0
	131205	Secondary Teacher Education	Master's Degree	51	37	1	0	2	22	4	0	0	57	0	2	88
			Doctors degree - Professional Practice	0	0	0	0	0	0	0	0	0	0	0	0	0
			Doctors degree - Reseach/Scholarship	0	0	0	0	0	0	0	0	0	0	0	0	0
	131318	Social Studies Teacher Educ	Master's Degree	1	2	0	0	0	0	0	0	0	3	0	0	3
			Doctors degree - Professional Practice	0	0	0	0	0	0	0	0	0	0	0	0	0
			Doctors degree - Reseach/Scholarship	0	0	0	0	0	0	0	0	0	0	0	0	0
131001	Special Education, General	Master's Degree	26	8	0	0	0	8	0	0	0	21	1	4	34	
		Doctors degree - Professional Practice	0	0	0	0	0	0	0	0	0	0	0	0	0	
		Doctors degree - Reseach/Scholarship	0	0	0	0	0	0	0	0	0	0	0	0	0	
310504	Sport and Fitness Admin/Mgt	Master's Degree	5	15	0	0	0	7	0	0	0	9	0	4	20	
		Doctors degree - Professional Practice	0	0	0	0	0	0	0	0	0	0	0	0	0	
		Doctors degree - Reseach/Scholarship	0	0	0	0	0	0	0	0	0	0	0	0	0	
131319	Technical Teacher Education	Master's Degree	6	5	0	0	0	4	0	0	0	7	0	0	11	
		Doctors degree - Professional Practice	0	0	0	0	0	0	0	0	0	0	0	0	0	
		Doctors degree - Reseach/Scholarship	0	0	0	0	0	0	0	0	0	0	0	0	0	
512310	Vocational Rehab Counseling	Master's Degree	3	0	0	0	0	2	0	0	0	1	0	0	3	
		Doctors degree - Professional Practice	0	0	0	0	0	0	0	0	0	0	0	0	0	
		Doctors degree - Reseach/Scholarship	0	0	0	0	0	0	0	0	0	0	0	0	0	
ED Total			334	138	14	1	10	125	8	0	283	1	30	472		
EN	140501	Biomedical/Medical Engg	Master's Degree	10	20	13	0	1	2	0	0	14	0	0	30	
			Doctors degree - Professional Practice	0	0	0	0	0	0	0	0	0	0	0	0	0
			Doctors degree - Reseach/Scholarship	4	4	3	0	1	1	0	0	0	3	0	0	8
	140701	Chemical Engineering	Master's Degree	2	4	2	0	2	1	0	0	0	0	0	1	6
			Doctors degree - Professional Practice	0	0	0	0	0	0	0	0	0	0	0	0	0
			Doctors degree - Reseach/Scholarship	0	3	3	0	0	0	0	0	0	0	0	0	3
	140801	Civil Engineering, General	Master's Degree	7	20	10	0	1	5	0	0	0	10	0	1	27
			Doctors degree - Professional Practice	0	0	0	0	0	0	0	0	0	0	0	0	0
			Doctors degree - Reseach/Scholarship	0	4	4	0	0	0	0	0	0	0	0	0	4



Wayne State University
Graduate Degrees Awarded by Gender, Race/Ethnicity
IPEDS Award Year 2010

College	CIP Code	Program Classification	Award Category	F	M	Non-Resident Alien	American Indian or Alaskan Native	Asian	Black or African American	Hispanic or Latino	Native Hawaiian and Other Pacific Islander	White	2 or more races	Unknown	Grand Total	
EN Cont.	140901	Computer Engineering	Master's Degree	3	1	2	0	0	0	0	0	1	0	1	4	
			Doctors degree - Professional Practice	0	0	0	0	0	0	0	0	0	0	0	0	0
			Doctors degree - Reseach/Scholarship	0	1	0	0	0	0	0	0	0	1	0	0	1
	141001	Electrical/Electrnc/Comm Engg	Master's Degree	4	14	10	0	5	0	0	0	3	0	0	18	
			Doctors degree - Professional Practice	0	0	0	0	0	0	0	0	0	0	0	0	0
			Doctors degree - Reseach/Scholarship	0	1	0	0	0	0	0	0	0	1	0	0	1
	151501	Engg/Industrial Management	Master's Degree	1	15	3	0	3	2	0	0	8	0	0	16	
			Doctors degree - Professional Practice	0	0	0	0	0	0	0	0	0	0	0	0	0
			Doctors degree - Reseach/Scholarship	0	0	0	0	0	0	0	0	0	0	0	0	0
	150000	Engineering Technologies/Tech	Master's Degree	1	3	1	0	1	0	0	0	2	0	0	4	
			Doctors degree - Professional Practice	0	0	0	0	0	0	0	0	0	0	0	0	0
			Doctors degree - Reseach/Scholarship	0	0	0	0	0	0	0	0	0	0	0	0	0
	149999	Engineering, Other	Master's Degree	2	6	0	0	1	0	1	0	6	0	0	8	
			Doctors degree - Professional Practice	0	0	0	0	0	0	0	0	0	0	0	0	0
			Doctors degree - Reseach/Scholarship	0	0	0	0	0	0	0	0	0	0	0	0	0
	143501	Industrial Engineering	Master's Degree	4	16	13	0	2	1	0	0	4	0	0	20	
			Doctors degree - Professional Practice	0	0	0	0	0	0	0	0	0	0	0	0	0
			Doctors degree - Reseach/Scholarship	0	2	2	0	0	0	0	0	0	0	0	0	2
	143601	Manufacturing Engineering	Master's Degree	1	6	4	0	0	0	0	0	2	0	1	7	
			Doctors degree - Professional Practice	0	0	0	0	0	0	0	0	0	0	0	0	0
			Doctors degree - Reseach/Scholarship	0	0	0	0	0	0	0	0	0	0	0	0	0
	401001	Materials Science	Master's Degree	0	1	1	0	0	0	0	0	0	0	0	1	
			Doctors degree - Professional Practice	0	0	0	0	0	0	0	0	0	0	0	0	0
			Doctors degree - Reseach/Scholarship	1	1	0	0	1	0	0	0	0	1	0	0	2
	141901	Mechanical Engineering	Master's Degree	4	45	36	0	9	0	1	0	3	0	0	49	
			Doctors degree - Professional Practice	0	0	0	0	0	0	0	0	0	0	0	0	0
			Doctors degree - Reseach/Scholarship	0	4	2	0	1	0	0	0	0	1	0	0	4
EN Total			44	171	109	0	28	12	2	0	60	0	4	215		
FA	500701	Art, General	Master's Degree	6	5	1	0	1	1	0	0	8	0	0	11	
			Doctors degree - Professional Practice	0	0	0	0	0	0	0	0	0	0	0	0	0
			Doctors degree - Reseach/Scholarship	0	0	0	0	0	0	0	0	0	0	0	0	0
	090101	Communications, Speech,Rhetor	Master's Degree	33	4	1	0	2	16	4	1	11	0	2	37	
			Doctors degree - Professional Practice	0	0	0	0	0	0	0	0	0	0	0	0	0
			Doctors degree - Reseach/Scholarship	5	2	0	0	0	1	0	0	6	0	0	7	
	302801	Dispute Resolution	Master's Degree	4	4	0	0	0	2	0	0	6	0	0	8	
			Doctors degree - Professional Practice	0	0	0	0	0	0	0	0	0	0	0	0	0
			Doctors degree - Reseach/Scholarship	0	0	0	0	0	0	0	0	0	0	0	0	0
	500501	Drama/Theater Arts General	Master's Degree	4	12	1	0	0	4	0	0	11	0	0	16	
			Doctors degree - Professional Practice	0	0	0	0	0	0	0	0	0	0	0	0	0
			Doctors degree - Reseach/Scholarship	2	1	0	0	1	0	0	0	2	0	0	3	
	500901	Music, General	Master's Degree	7	7	3	0	0	0	0	0	7	0	4	14	
			Doctors degree - Professional Practice	0	0	0	0	0	0	0	0	0	0	0	0	0
			Doctors degree - Reseach/Scholarship	0	0	0	0	0	0	0	0	0	0	0	0	0
300501	Peace and Conflict Studies	Master's Degree	1	0	0	0	0	1	0	0	0	0	0	1		
		Doctors degree - Professional Practice	0	0	0	0	0	0	0	0	0	0	0	0	0	
		Doctors degree - Reseach/Scholarship	0	0	0	0	0	0	0	0	0	0	0	0	0	
FA Total			62	35	6	0	4	25	4	1	51	0	6	97		



Wayne State University
Graduate Degrees Awarded by Gender, Race/Ethnicity
IPEDS Award Year 2010

College	CIP Code	Program Classification	Award Category	F	M	Non-Resident Alien	American Indian or Alaskan Native	Asian	Black or African American	Hispanic or Latino	Native Hawaiian and Other Pacific Islander	White	2 or more races	Unknown	Grand Total	
GS	260204	Molecular Biology	Master's Degree	0	1	1	0	0	0	0	0	0	0	0	1	
			Doctors degree - Professional Practice	0	0	0	0	0	0	0	0	0	0	0	0	0
			Doctors degree - Reseach/Scholarship	2	1	1	0	0	0	0	0	0	2	0	0	3
	261005	Molecular Toxicology	Master's Degree	0	0	0	0	0	0	0	0	0	0	0	0	0
			Doctors degree - Professional Practice	0	0	0	0	0	0	0	0	0	0	0	0	0
			Doctors degree - Reseach/Scholarship	1	0	1	0	0	0	0	0	0	0	0	0	1
GS Total			3	2	3	0	0	0	0	0	2	0	0	5		
IS	250101	Info Sciencesence/Librarianship	Master's Degree	166	27	3	0	6	14	3	0	137	0	30	193	
			Doctors degree - Professional Practice	0	0	0	0	0	0	0	0	0	0	0	0	0
			Doctors degree - Reseach/Scholarship	0	0	0	0	0	0	0	0	0	0	0	0	0
IS Total			166	27	3	0	6	14	3	0	137	0	30	193		
LS	270501	Statistic, General	Master's Degree	3	3	5	0	0	0	0	0	1	0	0	6	
			Doctors degree - Professional Practice	0	0	0	0	0	0	0	0	0	0	0	0	0
			Doctors degree - Reseach/Scholarship	0	0	0	0	0	0	0	0	0	0	0	0	0
	450201	Anthropology	Master's Degree	2	3	0	0	0	0	0	0	0	5	0	0	5
			Doctors degree - Professional Practice	0	0	0	0	0	0	0	0	0	0	0	0	0
			Doctors degree - Reseach/Scholarship	2	0	0	0	0	1	0	0	0	1	0	0	2
	270301	Applied Mathematics, General	Master's Degree	1	2	0	0	1	0	0	0	0	2	0	0	3
			Doctors degree - Professional Practice	0	0	0	0	0	0	0	0	0	0	0	0	0
			Doctors degree - Reseach/Scholarship	0	0	0	0	0	0	0	0	0	0	0	0	0
	510202	Audiology/Hearing Sciences	Master's Degree	0	0	0	0	0	0	0	0	0	0	0	0	0
			Doctors degree - Professional Practice	0	0	0	0	0	0	0	0	0	0	0	0	0
			Doctors degree - Reseach/Scholarship	3	1	0	0	0	1	0	0	0	3	0	0	4
	260101	Biology, General	Master's Degree	10	4	7	0	4	0	0	0	0	3	0	0	14
			Doctors degree - Professional Practice	0	0	0	0	0	0	0	0	0	0	0	0	0
			Doctors degree - Reseach/Scholarship	2	0	2	0	0	0	0	0	0	0	0	0	2
	400501	Chemistry, General	Master's Degree	4	2	4	0	2	0	0	0	0	0	0	0	6
			Doctors degree - Professional Practice	0	0	0	0	0	0	0	0	0	0	0	0	0
			Doctors degree - Reseach/Scholarship	4	15	13	0	0	0	0	0	0	6	0	0	19
	040301	City/Urban, Comm/Region Plan'g	Master's Degree	5	6	0	0	1	3	0	0	0	7	0	0	11
			Doctors degree - Professional Practice	0	0	0	0	0	0	0	0	0	0	0	0	0
			Doctors degree - Reseach/Scholarship	0	0	0	0	0	0	0	0	0	0	0	0	0
	161200	Classics&Classical Lang & Lit	Master's Degree	1	2	0	0	0	0	0	0	0	3	0	0	3
			Doctors degree - Professional Practice	0	0	0	0	0	0	0	0	0	0	0	0	0
			Doctors degree - Reseach/Scholarship	0	0	0	0	0	0	0	0	0	0	0	0	0
	510201	Communicatio Disorders	Master's Degree	39	1	7	0	0	0	0	0	0	26	0	7	40
			Doctors degree - Professional Practice	0	0	0	0	0	0	0	0	0	0	0	0	0
			Doctors degree - Reseach/Scholarship	0	0	0	0	0	0	0	0	0	0	0	0	0
110101	Computer and Info Sci General	Master's Degree	8	18	14	0	7	0	2	0	0	2	0	1	26	
		Doctors degree - Professional Practice	0	0	0	0	0	0	0	0	0	0	0	0	0	
		Doctors degree - Reseach/Scholarship	0	10	4	0	4	0	0	0	0	2	0	0	10	
430104	Criminal Justice Studies	Master's Degree	2	1	0	0	0	0	0	0	0	3	0	0	3	
		Doctors degree - Professional Practice	0	0	0	0	0	0	0	0	0	0	0	0	0	
		Doctors degree - Reseach/Scholarship	0	0	0	0	0	0	0	0	0	0	0	0	0	
450601	Economics, General	Master's Degree	8	5	4	0	1	0	0	0	0	7	0	1	13	
		Doctors degree - Professional Practice	0	0	0	0	0	0	0	0	0	0	0	0	0	
		Doctors degree - Reseach/Scholarship	7	2	2	0	4	0	0	0	0	3	0	0	9	
230101	English Language/Lit General	Master's Degree	5	3	0	0	0	0	0	0	0	8	0	0	8	
		Doctors degree - Professional Practice	0	0	0	0	0	0	0	0	0	0	0	0	0	
		Doctors degree - Reseach/Scholarship	4	5	0	0	0	1	0	0	0	7	0	1	9	



Wayne State University
Graduate Degrees Awarded by Gender, Race/Ethnicity
IPEDS Award Year 2010

College	CIP Code	Program Classification	Award Category	F	M	Non-Resident Alien	American Indian or Alaskan Native	Asian	Black or African American	Hispanic or Latino	Native Hawaiian and Other Pacific Islander	White	2 or more races	Unknown	Grand Total	
LS Cont.	190501	Foods and Nutrition & Wellness	Master's Degree	5	0	3	0	0	0	0	0	2	0	0	5	
			Doctors degree - Professional Practice	0	0	0	0	0	0	0	0	0	0	0	0	0
			Doctors degree - Reseach/Scholarship	2	0	1	0	1	0	0	0	0	0	0	0	2
	160101	Foreign Langs/Lits General	Master's Degree	5	0	0	0	0	1	0	0	2	0	2	5	
			Doctors degree - Professional Practice	0	0	0	0	0	0	0	0	0	0	0	0	
			Doctors degree - Reseach/Scholarship	1	0	0	0	0	0	1	0	0	1	0	1	
	450701	Geography	Master's Degree	0	1	0	0	0	1	0	0	0	0	0	1	
			Doctors degree - Professional Practice	0	0	0	0	0	0	0	0	0	0	0	0	
			Doctors degree - Reseach/Scholarship	0	0	0	0	0	0	0	0	0	0	0	0	
	160501	German Language/Literature	Master's Degree	1	0	0	0	0	0	0	0	1	0	0	1	
			Doctors degree - Professional Practice	0	0	0	0	0	0	0	0	0	0	0	0	
			Doctors degree - Reseach/Scholarship	0	0	0	0	0	0	0	0	0	0	0	0	
	540101	History	Master's Degree	8	6	1	0	0	0	0	0	13	0	0	14	
			Doctors degree - Professional Practice	0	0	0	0	0	0	0	0	0	0	0	0	
			Doctors degree - Reseach/Scholarship	0	3	1	0	0	1	0	0	1	0	0	3	
	190701	Human Dev & Family Studies,Gen	Master's Degree	1	0	0	0	0	0	0	0	1	0	0	1	
			Doctors degree - Professional Practice	0	0	0	0	0	0	0	0	0	0	0	0	
			Doctors degree - Reseach/Scholarship	0	0	0	0	0	0	0	0	0	0	0	0	
	143501	Industrial/Organizational Psyc	Master's Degree	7	2	0	0	0	0	0	0	8	0	1	9	
			Doctors degree - Professional Practice	0	0	0	0	0	0	0	0	0	0	0	0	
			Doctors degree - Reseach/Scholarship	0	0	0	0	0	0	0	0	0	0	0	0	
	521002	Labor/Personnel Relat & Stud	Master's Degree	5	3	0	0	0	4	0	0	3	0	1	8	
			Doctors degree - Professional Practice	0	0	0	0	0	0	0	0	0	0	0	0	
			Doctors degree - Reseach/Scholarship	0	0	0	0	0	0	0	0	0	0	0	0	
	160102	Linguistics	Master's Degree	2	1	1	0	0	0	0	0	2	0	0	3	
			Doctors degree - Professional Practice	0	0	0	0	0	0	0	0	0	0	0	0	
			Doctors degree - Reseach/Scholarship	0	0	0	0	0	0	0	0	0	0	0	0	
	270101	Mathematics	Master's Degree	3	9	0	0	0	0	0	0	11	0	1	12	
			Doctors degree - Professional Practice	0	0	0	0	0	0	0	0	0	0	0	0	
			Doctors degree - Reseach/Scholarship	1	2	2	0	0	0	0	0	1	0	0	3	
	161199	Mid/Near East&Semitic Lang/Lit	Master's Degree	0	2	0	0	0	0	0	0	2	0	0	2	
			Doctors degree - Professional Practice	0	0	0	0	0	0	0	0	0	0	0	0	
			Doctors degree - Reseach/Scholarship	0	0	0	0	0	0	0	0	0	0	0	0	
	261201	Molecular Biotechnology	Master's Degree	4	1	4	0	1	0	0	0	0	0	0	5	
			Doctors degree - Professional Practice	0	0	0	0	0	0	0	0	0	0	0	0	
			Doctors degree - Reseach/Scholarship	0	0	0	0	0	0	0	0	0	0	0	0	
	309999	Multi/Interdisc Studies, Other	Master's Degree	3	2	0	0	0	3	0	0	1	0	1	5	
			Doctors degree - Professional Practice	0	0	0	0	0	0	0	0	0	0	0	0	
			Doctors degree - Reseach/Scholarship	0	0	0	0	0	0	0	0	0	0	0	0	
	380101	Philosophy	Master's Degree	0	3	0	0	1	1	0	0	1	0	0	3	
			Doctors degree - Professional Practice	0	0	0	0	0	0	0	0	0	0	0	0	
			Doctors degree - Reseach/Scholarship	0	1	0	0	0	0	0	0	1	0	0	1	
	400801	Physics, General	Master's Degree	3	8	6	0	0	0	0	0	5	0	0	11	
			Doctors degree - Professional Practice	0	0	0	0	0	0	0	0	0	0	0	0	
			Doctors degree - Reseach/Scholarship	0	6	4	0	0	0	0	0	1	0	1	6	
	451001	Politcial Science General	Master's Degree	2	4	0	0	0	0	0	0	6	0	0	6	
			Doctors degree - Professional Practice	0	0	0	0	0	0	0	0	0	0	0	0	
			Doctors degree - Reseach/Scholarship	3	2	1	0	0	1	0	0	3	0	0	5	



Wayne State University
Graduate Degrees Awarded by Gender, Race/Ethnicity
IPEDS Award Year 2010

College	CIP Code	Program Classification	Award Category	F	M	Non-Resident Alien	American Indian or Alaskan Native	Asian	Black or African American	Hispanic or Latino	Native Hawaiian and Other Pacific Islander	White	2 or more races	Unknown	Grand Total	
LS Cont.	420101	Psychology	Master's Degree	13	7	3	0	1	0	1	0	15	0	0	20	
			Doctors degree - Professional Practice	0	0	0	0	0	0	0	0	0	0	0	0	0
			Doctors degree - Reseach/Scholarship	7	5	1	0	0	0	1	0	10	0	0	0	12
	440401	Public Administration	Master's Degree	18	6	1	0	1	6	1	0	14	0	1	24	
			Doctors degree - Professional Practice	0	0	0	0	0	0	0	0	0	0	0	0	0
			Doctors degree - Reseach/Scholarship	0	0	0	0	0	0	0	0	0	0	0	0	0
	131316	Science Teacher Education	Master's Degree	1	1	0	0	0	0	0	0	2	0	0	2	
			Doctors degree - Professional Practice	0	0	0	0	0	0	0	0	0	0	0	0	0
			Doctors degree - Reseach/Scholarship	0	0	0	0	0	0	0	0	0	0	0	0	0
	451101	Sociology	Master's Degree	2	1	0	0	0	2	0	0	1	0	0	3	
			Doctors degree - Professional Practice	0	0	0	0	0	0	0	0	0	0	0	0	0
			Doctors degree - Reseach/Scholarship	10	1	0	0	0	4	0	0	6	0	1	11	
LS Total			217	160	91	0	29	30	5	0	203	0	19	377		
LW	220205	Banking,Corporate,Finance,Secu	Master's Degree	1	1	0	0	0	1	0	0	1	0	0	2	
			Doctors degree - Professional Practice	0	0	0	0	0	0	0	0	0	0	0	0	0
			Doctors degree - Reseach/Scholarship	0	0	0	0	0	0	0	0	0	0	0	0	0
	220101	Law (LL.B. J.D.)	Master's Degree	0	0	0	0	0	0	0	0	0	0	0	0	0
			Doctors degree - Professional Practice	80	69	4	2	8	7	3	0	110	1	14	149	
			Doctors degree - Reseach/Scholarship	0	0	0	0	0	0	0	0	0	0	0	0	0
	220299	Legal Research & Adv Prof Stud	Master's Degree	2	0	0	0	0	0	0	0	1	0	1	2	
			Doctors degree - Professional Practice	0	0	0	0	0	0	0	0	0	0	0	0	0
			Doctors degree - Reseach/Scholarship	0	0	0	0	0	0	0	0	0	0	0	0	0
	220211	Tax Law/Taxation	Master's Degree	1	1	0	0	0	1	0	0	1	0	0	2	
			Doctors degree - Professional Practice	0	0	0	0	0	0	0	0	0	0	0	0	0
			Doctors degree - Reseach/Scholarship	0	0	0	0	0	0	0	0	0	0	0	0	0
LW Total			84	71	4	2	8	9	3	0	113	1	15	155		
MD	260403	Anatomy	Master's Degree	0	0	0	0	0	0	0	0	0	0	0	0	
			Doctors degree - Professional Practice	0	0	0	0	0	0	0	0	0	0	0	0	0
			Doctors degree - Reseach/Scholarship	3	2	2	0	2	0	0	1	0	0	0	5	
	260210	Biochemistry&Molecular Biology	Master's Degree	0	0	0	0	0	0	0	0	0	0	0	0	
			Doctors degree - Professional Practice	0	0	0	0	0	0	0	0	0	0	0	0	0
			Doctors degree - Reseach/Scholarship	1	5	4	0	0	0	0	2	0	0	0	6	
	269999	Biological & Biomedical Sci	Master's Degree	14	19	2	0	7	1	0	0	20	0	3	33	
			Doctors degree - Professional Practice	0	0	0	0	0	0	0	0	0	0	0	0	0
			Doctors degree - Reseach/Scholarship	0	0	0	0	0	0	0	0	0	0	0	0	0
	511509	Genetic Counseling	Master's Degree	6	0	3	0	0	1	0	0	2	0	0	6	
			Doctors degree - Professional Practice	0	0	0	0	0	0	0	0	0	0	0	0	0
			Doctors degree - Reseach/Scholarship	0	0	0	0	0	0	0	0	0	0	0	0	0
	512205	Health Physics/Radiolog Health	Master's Degree	3	9	2	0	4	0	0	0	5	0	1	12	
			Doctors degree - Professional Practice	0	0	0	0	0	0	0	0	0	0	0	0	0
			Doctors degree - Reseach/Scholarship	0	1	0	0	0	0	0	0	1	0	0	1	
	260507	Immunology and Microbiology	Master's Degree	0	0	0	0	0	0	0	0	0	0	0	0	
			Doctors degree - Professional Practice	0	0	0	0	0	0	0	0	0	0	0	0	0
			Doctors degree - Reseach/Scholarship	1	0	0	0	1	0	0	0	0	0	0	1	
512003	Med Pharmacol & Pharmaceut Sci	Master's Degree	0	0	0	0	0	0	0	0	0	0	0	0		
		Doctors degree - Professional Practice	0	0	0	0	0	0	0	0	0	0	0	0	0	
		Doctors degree - Reseach/Scholarship	0	1	0	0	0	0	0	0	1	0	0	1		



Wayne State University
Graduate Degrees Awarded by Gender, Race/Ethnicity
IPEDS Award Year 2010

College	CIP Code	Program Classification	Award Category	F	M	Non-Resident Alien	American Indian or Alaskan Native	Asian	Black or African American	Hispanic or Latino	Native Hawaiian and Other Pacific Islander	White	2 or more races	Unknown	Grand Total	
MD Cont.	511201	Medicine	Master's Degree	0	0	0	0	0	0	0	0	0	0	0	0	
			Doctors degree - Professional Practice	146	127	10	1	38	41	6	169	0	8	273		
			Doctors degree - Reseach/Scholarship	0	0	0	0	0	0	0	0	0	0	0		
	260911	Oncology and Cancer Biology	Master's Degree	1	0	0	0	0	0	0	0	1	0	0	1	
			Doctors degree - Professional Practice	0	0	0	0	0	0	0	0	0	0	0	0	
			Doctors degree - Reseach/Scholarship	0	0	0	0	0	0	0	0	0	0	0		
	260910	Pathology/Experimental Path	Master's Degree	0	0	0	0	0	0	0	0	0	0	0	0	
			Doctors degree - Professional Practice	0	0	0	0	0	0	0	0	0	0	0	0	
			Doctors degree - Reseach/Scholarship	2	1	3	0	0	0	0	0	0	0	0	3	
	260901	Physiology	Master's Degree	1	1	0	0	1	0	0	0	1	0	0	2	
			Doctors degree - Professional Practice	0	0	0	0	0	0	0	0	0	0	0	0	
			Doctors degree - Reseach/Scholarship	0	1	0	0	0	0	0	0	1	0	0	1	
	512201	Public Health, General	Master's Degree	5	3	1	0	3	2	0	2	0	0	8		
			Doctors degree - Professional Practice	0	0	0	0	0	0	0	0	0	0	0		
			Doctors degree - Reseach/Scholarship	0	0	0	0	0	0	0	0	0	0	0		
MD Total			183	170	27	1	56	45	6	0	206	0	12	353		
NU	513803	Adult Health Nurse	Master's Degree	48	7	3	0	3	5	1	0	31	0	12	55	
			Doctors degree - Professional Practice	0	0	0	0	0	0	0	0	0	0	0	0	
			Doctors degree - Reseach/Scholarship	0	0	0	0	0	0	0	0	0	0	0	0	
	513806	Mat/Child Hlth&Neonat Nur	Master's Degree	25	0	0	0	1	0	0	0	22	0	2	25	
			Doctors degree - Professional Practice	0	0	0	0	0	0	0	0	0	0	0	0	
			Doctors degree - Reseach/Scholarship	0	0	0	0	0	0	0	0	0	0	0	0	
	513808	Nursing Science	Master's Degree	0	0	0	0	0	0	0	0	0	0	0	0	
			Doctors degree - Professional Practice	0	0	0	0	0	0	0	0	0	0	0	0	
			Doctors degree - Reseach/Scholarship	5	1	3	0	0	1	0	0	2	0	0	6	
	513810	Psychiatric Mental Hlth Nur	Master's Degree	4	2	0	0	0	0	1	0	2	0	3	6	
			Doctors degree - Professional Practice	0	0	0	0	0	0	0	0	0	0	0	0	
			Doctors degree - Reseach/Scholarship	0	0	0	0	0	0	0	0	0	0	0	0	
	NU Total			82	10	6	0	4	6	2	0	57	0	17	92	
	PA	512003	Med Pharmacol & Pharmaceut Sci	Master's Degree	1	0	1	0	0	0	0	0	0	0	0	1
				Doctors degree - Professional Practice	0	0	0	0	0	0	0	0	0	0	0	0
Doctors degree - Reseach/Scholarship				2	3	3	0	1	0	0	1	0	0	0	5	
513804		Nurse Anesthetist	Master's Degree	19	6	1	0	1	1	0	0	22	0	0	25	
			Doctors degree - Professional Practice	0	0	0	0	0	0	0	0	0	0	0	0	
			Doctors degree - Reseach/Scholarship	0	0	0	0	0	0	0	0	0	0	0	0	
512206		Occupat Hlth & Indust Hygiene	Master's Degree	4	3	0	0	2	0	0	0	5	0	0	7	
			Doctors degree - Professional Practice	0	0	0	0	0	0	0	0	0	0	0	0	
			Doctors degree - Reseach/Scholarship	0	0	0	0	0	0	0	0	0	0	0	0	
512306		Occupational Therapy	Master's Degree	26	1	4	0	4	2	1	0	15	0	1	27	
			Doctors degree - Professional Practice	0	0	0	0	0	0	0	0	0	0	0	0	
			Doctors degree - Reseach/Scholarship	0	0	0	0	0	0	0	0	0	0	0	0	



Wayne State University
Graduate Degrees Awarded by Gender, Race/Ethnicity
IPEDS Award Year 2010

College	CIP Code	Program Classification	Award Category	F	M	Non-Resident Alien	American Indian or Alaskan Native	Asian	Black or African American	Hispanic or Latino	Native Hawaiian and Other Pacific Islander	White	2 or more races	Unknown	Grand Total	
PA Cont.	512001	Pharmacy	Master's Degree	0	0	0	0	0	0	0	0	0	0	0	0	
			Doctors degree - Professional Practice	48	29	16	1	10	3	0	43	0	4	77		
			Doctors degree - Reseach/Scholarship	0	0	0	0	0	0	0	0	0	0	0		
	512308	Physical Therapy	Master's Degree	0	0	0	0	0	0	0	0	0	0	0	0	
			Doctors degree - Professional Practice	23	8	6	0	3	2	1	0	17	0	2	31	
			Doctors degree - Reseach/Scholarship	0	0	0	0	0	0	0	0	0	0	0		
	510912	Physician Assistant Studies	Master's Degree	37	7	1	0	3	2	0	0	32	0	6	44	
			Doctors degree - Professional Practice	0	0	0	0	0	0	0	0	0	0	0	0	
			Doctors degree - Reseach/Scholarship	0	0	0	0	0	0	0	0	0	0	0		
	PA Total			160	57	32	1	24	10	2	0	135	0	13	217	
	SW	440701	Social Work	Master's Degree	208	23	8	3	3	62	6	0	126	0	23	231
				Doctors degree - Professional Practice	0	0	0	0	0	0	0	0	0	0	0	0
Doctors degree - Reseach/Scholarship				0	0	0	0	0	0	0	0	0	0	0	0	
SW Total			208	23	8	3	3	62	6	0	126	0	23	231		
Grand Total			1,687	1,065	337	9	204	385	46	1	1,563	2	205	2,752		



Wayne State University
Graduate Degrees Awarded by Gender, Race/Ethnicity
IPEDS Award Year 2011

College	CIP Code	Program Classification	Award Category	F	M	Non-Resident Alien	American Indian or Alaskan Native	Asian	Black or African American	Hispanic or Latino	Native Hawaiian and Other Pacific Islander	White	2 or more races	Unknown	Grand Total	
BA	520301	Accounting	Master's Degree	20	13	6	0	3	1	0	0	18	1	4	33	
			Doctors degree - Professional Practice	0	0	0	0	0	0	0	0	0	0	0	0	0
			Doctors degree - Reseach/Scholarship	0	0	0	0	0	0	0	0	0	0	0	0	0
	520201	Business Admin & Mgt, Gen	Master's Degree	115	168	18	1	28	42	6	0	165	2	21	283	
			Doctors degree - Professional Practice	0	0	0	0	0	0	0	0	0	0	0	0	0
			Doctors degree - Reseach/Scholarship	0	0	0	0	0	0	0	0	0	0	0	0	0
	521601	Taxation	Master's Degree	6	3	0	0	0	0	1	0	7	0	1	9	
			Doctors degree - Professional Practice	0	0	0	0	0	0	0	0	0	0	0	0	0
			Doctors degree - Reseach/Scholarship	0	0	0	0	0	0	0	0	0	0	0	0	0
	BA Total			141	184	24	1	31	43	7	0	190	3	26	325	
	ED	131302	Art Teacher Education	Master's Degree	3	0	0	0	0	0	0	0	3	0	0	3
				Doctors degree - Professional Practice	0	0	0	0	0	0	0	0	0	0	0	0
Doctors degree - Reseach/Scholarship				0	0	0	0	0	0	0	0	0	0	0	0	0
130201		Bilingual & Multilingual Educ	Master's Degree	20	5	2	0	1	0	2	0	17	0	3	25	
			Doctors degree - Professional Practice	0	0	0	0	0	0	0	0	0	0	0	0	0
			Doctors degree - Reseach/Scholarship	0	0	0	0	0	0	0	0	0	0	0	0	0
422803		Counseling Psychology	Master's Degree	7	1	1	0	1	0	0	0	6	0	0	8	
			Doctors degree - Professional Practice	0	0	0	0	0	0	0	0	0	0	0	0	0
			Doctors degree - Reseach/Scholarship	0	0	0	0	0	0	0	0	0	0	0	0	0
131101		Counselor Educ/Guidance Svcs	Master's Degree	39	6	0	0	1	16	0	0	26	0	2	45	
			Doctors degree - Professional Practice	0	0	0	0	0	0	0	0	0	0	0	0	0
			Doctors degree - Reseach/Scholarship	3	0	0	0	0	0	0	0	0	2	0	1	3
130301		Curriculum and Instruction	Master's Degree	0	0	0	0	0	0	0	0	0	0	0	0	0
			Doctors degree - Professional Practice	0	0	0	0	0	0	0	0	0	0	0	0	0
			Doctors degree - Reseach/Scholarship	8	1	1	0	0	4	0	0	4	0	0	0	9
131210		Early Childhood Education	Master's Degree	3	0	0	0	0	0	0	0	2	0	1	3	
			Doctors degree - Professional Practice	0	0	0	0	0	0	0	0	0	0	0	0	0
			Doctors degree - Reseach/Scholarship	0	0	0	0	0	0	0	0	0	0	0	0	0
130501		Educ/Instruc Media Design	Master's Degree	26	6	0	0	1	15	1	0	12	0	3	32	
			Doctors degree - Professional Practice	0	0	0	0	0	0	0	0	0	0	0	0	0
			Doctors degree - Reseach/Scholarship	3	3	3	1	1	0	0	0	1	0	0	6	
130401		Education Leadership & Admin	Master's Degree	0	0	0	0	0	0	0	0	0	0	0	0	0
			Doctors degree - Professional Practice	0	0	0	0	0	0	0	0	0	0	0	0	0
			Doctors degree - Reseach/Scholarship	3	0	0	0	0	2	0	0	1	0	0	3	
130601		Educational Eval/Research	Master's Degree	2	2	2	0	0	1	0	0	1	0	0	4	
			Doctors degree - Professional Practice	0	0	0	0	0	0	0	0	0	0	0	0	0
			Doctors degree - Reseach/Scholarship	4	1	0	0	0	2	0	0	2	1	0	5	
422806		Educational Psychology	Master's Degree	11	1	0	0	0	4	0	0	7	0	1	12	
			Doctors degree - Professional Practice	0	0	0	0	0	0	0	0	0	0	0	0	0
			Doctors degree - Reseach/Scholarship	3	4	0	0	0	0	0	0	7	0	0	7	
130404		Educational Supervision	Master's Degree	25	16	0	0	0	26	0	0	14	0	1	41	
			Doctors degree - Professional Practice	0	0	0	0	0	0	0	0	0	0	0	0	0
			Doctors degree - Reseach/Scholarship	0	0	0	0	0	0	0	0	0	0	0	0	0
131202		Elementary Teacher Education	Master's Degree	57	8	0	0	1	21	1	0	40	1	1	65	
			Doctors degree - Professional Practice	0	0	0	0	0	0	0	0	0	0	0	0	0
			Doctors degree - Reseach/Scholarship	0	0	0	0	0	0	0	0	0	0	0	0	0



Wayne State University
Graduate Degrees Awarded by Gender, Race/Ethnicity
IPEDS Award Year 2011

College	CIP Code	Program Classification	Award Category	F	M	Non-Resident Alien	American Indian or Alaskan Native	Asian	Black or African American	Hispanic or Latino	Native Hawaiian and Other Pacific Islander	White	2 or more races	Unknown	Grand Total	
ED Cont	131305	English Teacher Education	Master's Degree	1	0	0	0	0	0	0	0	1	0	0	1	
			Doctors degree - Professional Practice	0	0	0	0	0	0	0	0	0	0	0	0	0
			Doctors degree - Reseach/Scholarship	0	0	0	0	0	0	0	0	0	0	0	0	0
	422811	Family Psychology	Master's Degree	2	0	0	0	1	1	0	0	0	0	0	0	2
			Doctors degree - Professional Practice	0	0	0	0	0	0	0	0	0	0	0	0	0
			Doctors degree - Reseach/Scholarship	0	0	0	0	0	0	0	0	0	0	0	0	0
	131307	Health Teacher Education	Master's Degree	5	0	0	0	0	3	0	0	1	0	1	5	
			Doctors degree - Professional Practice	0	0	0	0	0	0	0	0	0	0	0	0	
			Doctors degree - Reseach/Scholarship	0	0	0	0	0	0	0	0	0	0	0	0	
	131311	Mathematics Teacher Education	Master's Degree	4	5	0	0	0	1	0	0	6	0	2	9	
			Doctors degree - Professional Practice	0	0	0	0	0	0	0	0	0	0	0	0	
			Doctors degree - Reseach/Scholarship	0	0	0	0	0	0	0	0	0	0	0	0	
	131314	Physical Education Tchg/Coach	Master's Degree	9	6	3	0	0	1	0	0	11	0	0	15	
			Doctors degree - Professional Practice	0	0	0	0	0	0	0	0	0	0	0	0	
			Doctors degree - Reseach/Scholarship	1	0	0	0	0	0	0	0	1	0	0	1	
	131315	Reading Teacher Education	Master's Degree	5	0	0	0	0	1	0	0	3	0	1	5	
			Doctors degree - Professional Practice	0	0	0	0	0	0	0	0	0	0	0	0	
			Doctors degree - Reseach/Scholarship	1	0	0	0	0	0	0	0	1	0	0	1	
	422805	School Psychology	Master's Degree	14	1	0	0	0	1	0	0	10	1	3	15	
			Doctors degree - Professional Practice	0	0	0	0	0	0	0	0	0	0	0	0	
			Doctors degree - Reseach/Scholarship	0	0	0	0	0	0	0	0	0	0	0	0	
	131316	Science Teacher Education	Master's Degree	2	2	0	0	0	2	0	0	2	0	0	4	
			Doctors degree - Professional Practice	0	0	0	0	0	0	0	0	0	0	0	0	
			Doctors degree - Reseach/Scholarship	0	0	0	0	0	0	0	0	0	0	0	0	
	131205	Secondary Teacher Education	Master's Degree	48	24	1	0	0	17	2	1	45	0	6	72	
			Doctors degree - Professional Practice	0	0	0	0	0	0	0	0	0	0	0	0	
			Doctors degree - Reseach/Scholarship	0	0	0	0	0	0	0	0	0	0	0	0	
	131318	Social Studies Teacher Educ	Master's Degree	2	2	0	0	0	1	0	0	3	0	0	4	
			Doctors degree - Professional Practice	0	0	0	0	0	0	0	0	0	0	0	0	
			Doctors degree - Reseach/Scholarship	0	0	0	0	0	0	0	0	0	0	0	0	
	131001	Special Education, General	Master's Degree	25	4	0	0	1	7	0	0	21	0	0	29	
			Doctors degree - Professional Practice	0	0	0	0	0	0	0	0	0	0	0	0	
			Doctors degree - Reseach/Scholarship	2	0	0	0	0	2	0	0	0	0	0	2	
	310504	Sport and Fitness Admin/Mgt	Master's Degree	7	12	0	0	0	10	0	0	8	0	1	19	
			Doctors degree - Professional Practice	0	0	0	0	0	0	0	0	0	0	0	0	
			Doctors degree - Reseach/Scholarship	0	0	0	0	0	0	0	0	0	0	0	0	
131319	Technical Teacher Education	Master's Degree	2	4	0	0	0	3	0	0	3	0	0	6		
		Doctors degree - Professional Practice	0	0	0	0	0	0	0	0	0	0	0	0		
		Doctors degree - Reseach/Scholarship	0	0	0	0	0	0	0	0	0	0	0	0		
512310	Vocational Rehab Counseling	Master's Degree	7	1	0	1	0	4	1	0	2	0	0	8		
		Doctors degree - Professional Practice	0	0	0	0	0	0	0	0	0	0	0	0		
		Doctors degree - Reseach/Scholarship	0	0	0	0	0	0	0	0	0	0	0	0		
ED Total			354	115	13	2	8	145	7	1	263	3	27	469		
EN	140501	Biomedical/Medical Engg	Master's Degree	30	27	19	0	9	4	0	0	22	0	3	57	
			Doctors degree - Professional Practice	0	0	0	0	0	0	0	0	0	0	0	0	
			Doctors degree - Reseach/Scholarship	1	4	3	0	0	0	0	0	2	0	0	5	
	140701	Chemical Engineering	Master's Degree	3	4	4	0	0	0	1	0	2	0	0	7	
			Doctors degree - Professional Practice	0	0	0	0	0	0	0	0	0	0	0	0	
			3	1	1	0	0	0	0	0	3	0	0	4		



Wayne State University
Graduate Degrees Awarded by Gender, Race/Ethnicity
IPEDS Award Year 2011

College	CIP Code	Program Classification	Award Category	F	M	Non-Resident Alien	American Indian or Alaskan Native	Asian	Black or African American	Hispanic or Latino	Native Hawaiian and Other Pacific Islander	White	2 or more races	Unknown	Grand Total	
EN Cont.	140801	Civil Engineering, General	Master's Degree	9	25	6	0	3	3	0	0	20	0	2	34	
			Doctors degree - Professional Practice	0	0	0	0	0	0	0	0	0	0	0	0	0
			Doctors degree - Reseach/Scholarship	0	4	2	0	1	0	0	0	0	1	0	0	4
	140901	Computer Engineering	Master's Degree	3	7	6	0	1	1	0	0	2	0	0	10	
			Doctors degree - Professional Practice	0	0	0	0	0	0	0	0	0	0	0	0	
			Doctors degree - Reseach/Scholarship	1	4	0	0	3	0	0	0	2	0	0	5	
	141001	Electrical/Electrnc/Comm Engg	Master's Degree	5	22	15	0	6	1	0	0	4	0	1	27	
			Doctors degree - Professional Practice	0	0	0	0	0	0	0	0	0	0	0	0	
			Doctors degree - Reseach/Scholarship	0	3	2	0	0	0	0	0	1	0	0	3	
	151501	Engg/Industrial Management	Master's Degree	4	12	1	0	4	1	0	0	9	0	1	16	
			Doctors degree - Professional Practice	0	0	0	0	0	0	0	0	0	0	0	0	
			Doctors degree - Reseach/Scholarship	0	0	0	0	0	0	0	0	0	0	0	0	
	150000	Engineering Technologies/Tech	Master's Degree	1	4	3	0	1	1	0	0	0	0	0	5	
			Doctors degree - Professional Practice	0	0	0	0	0	0	0	0	0	0	0	0	
			Doctors degree - Reseach/Scholarship	0	0	0	0	0	0	0	0	0	0	0	0	
	149999	Engineering, Other	Master's Degree	1	10	4	0	0	0	0	0	5	0	2	11	
			Doctors degree - Professional Practice	0	0	0	0	0	0	0	0	0	0	0	0	
			Doctors degree - Reseach/Scholarship	0	0	0	0	0	0	0	0	0	0	0	0	
	150508	Hazardous Mat Mgt & Waste Tech	Master's Degree	0	1	0	0	0	1	0	0	0	0	0	1	
			Doctors degree - Professional Practice	0	0	0	0	0	0	0	0	0	0	0	0	
			Doctors degree - Reseach/Scholarship	0	0	0	0	0	0	0	0	0	0	0	0	
	143501	Industrial Engineering	Master's Degree	5	21	14	0	3	4	0	0	4	0	1	26	
			Doctors degree - Professional Practice	0	0	0	0	0	0	0	0	0	0	0	0	
			Doctors degree - Reseach/Scholarship	0	2	1	0	0	0	0	0	1	0	0	2	
	143601	Manufacturing Engineering	Master's Degree	0	3	0	0	0	1	0	0	2	0	0	3	
			Doctors degree - Professional Practice	0	0	0	0	0	0	0	0	0	0	0	0	
			Doctors degree - Reseach/Scholarship	0	0	0	0	0	0	0	0	0	0	0	0	
401001	Materials Science	Master's Degree	0	3	2	0	0	0	0	0	0	0	1	3		
		Doctors degree - Professional Practice	0	0	0	0	0	0	0	0	0	0	0	0		
		Doctors degree - Reseach/Scholarship	0	0	0	0	0	0	0	0	0	0	0	0		
141901	Mechanical Engineering	Master's Degree	7	47	32	0	8	1	0	0	10	1	2	54		
		Doctors degree - Professional Practice	0	0	0	0	0	0	0	0	0	0	0	0		
		Doctors degree - Reseach/Scholarship	0	4	2	0	0	0	2	0	0	0	0	4		
EN Total			73	208	117	0	39	18	1	117	92	1	13	281		
FA	190905	Apparel & Textile Mkt Mgt	Master's Degree	1	0	0	0	1	0	0	0	0	0	0	1	
			Doctors degree - Professional Practice	0	0	0	0	0	0	0	0	0	0	0	0	
			Doctors degree - Reseach/Scholarship	0	0	0	0	0	0	0	0	0	0	0	0	
	500703	Art History/Criticism/Consrvtn	Master's Degree	2	0	0	0	0	0	0	0	1	0	1	2	
			Doctors degree - Professional Practice	0	0	0	0	0	0	0	0	0	0	0	0	
			Doctors degree - Reseach/Scholarship	0	0	0	0	0	0	0	0	0	0	0	0	
	500701	Art, General	Master's Degree	3	1	3	0	0	0	0	0	1	0	0	4	
			Doctors degree - Professional Practice	0	0	0	0	0	0	0	0	0	0	0	0	
			Doctors degree - Reseach/Scholarship	0	0	0	0	0	0	0	0	0	0	0	0	
	090101	Communications, Speech,Rhetor	Master's Degree	23	8	1	1	0	8	0	0	17	0	4	31	
			Doctors degree - Professional Practice	0	0	0	0	0	0	0	0	0	0	0	0	
			Doctors degree - Reseach/Scholarship	6	2	0	0	0	1	0	0	7	0	0	8	
	302801	Dispute Resolution	Master's Degree	6	1	1	0	0	1	0	0	4	0	1	7	
			Doctors degree - Professional Practice	0	0	0	0	0	0	0	0	0	0	0	0	
			Doctors degree - Reseach/Scholarship	0	0	0	0	0	0	0	0	0	0	0	0	



Wayne State University
Graduate Degrees Awarded by Gender, Race/Ethnicity
IPEDS Award Year 2011

College	CIP Code	Program Classification	Award Category	F	M	Non-Resident Alien	American Indian or Alaskan Native	Asian	Black or African American	Hispanic or Latino	Native Hawaiian and Other Pacific Islander	White	2 or more races	Unknown	Grand Total	
FA Cont.	500501	Drama/Theater Arts General	Master's Degree	6	8	0	0	0	1	0	0	13	0	0	14	
			Doctors degree - Professional Practice	0	0	0	0	0	0	0	0	0	0	0	0	0
			Doctors degree - Reseach/Scholarship	1	0	0	0	0	0	0	0	0	1	0	0	1
	500901	Music, General	Master's Degree	0	5	0	0	0	0	0	0	0	4	0	1	5
			Doctors degree - Professional Practice	0	0	0	0	0	0	0	0	0	0	0	0	0
			Doctors degree - Reseach/Scholarship	0	0	0	0	0	0	0	0	0	0	0	0	0
FA Total			48	25	5	1	1	11	0	0	48	0	7	73		
GS	260204	Molecular Biology	Master's Degree	0	0	0	0	0	0	0	0	0	0	0	0	
			Doctors degree - Professional Practice	0	0	0	0	0	0	0	0	0	0	0	0	
			Doctors degree - Reseach/Scholarship	1	2	1	0	0	0	0	0	0	2	0	0	3
GS Total			1	2	1	0	0	0	0	0	2	0	0	3		
IS	250101	Info Sciencesece/Librarianship	Master's Degree	156	56	1	2	3	18	1	0	152	0	35	212	
			Doctors degree - Professional Practice	0	0	0	0	0	0	0	0	0	0	0	0	0
			Doctors degree - Reseach/Scholarship	0	0	0	0	0	0	0	0	0	0	0	0	0
IS Total			156	56	1	2	3	18	1	0	152	0	35	212		
LS	450201	Anthropology	Master's Degree	4	0	0	0	0	1	0	0	2	0	1	4	
			Doctors degree - Professional Practice	0	0	0	0	0	0	0	0	0	0	0	0	
			Doctors degree - Reseach/Scholarship	2	0	0	0	0	1	0	0	0	1	0	0	2
	270301	Applied Mathematics, General	Master's Degree	1	4	2	0	0	1	0	0	2	0	0	5	
			Doctors degree - Professional Practice	0	0	0	0	0	0	0	0	0	0	0	0	
			Doctors degree - Reseach/Scholarship	0	0	0	0	0	0	0	0	0	0	0	0	
	510202	Audiology/Hearing Sciences	Master's Degree	0	0	0	0	0	0	0	0	0	0	0	0	
			Doctors degree - Professional Practice	0	0	0	0	0	0	0	0	0	0	0	0	
			Doctors degree - Reseach/Scholarship	7	0	3	0	1	0	0	0	3	0	0	7	
	260101	Biology, General	Master's Degree	6	2	3	0	1	0	0	0	3	0	1	8	
			Doctors degree - Professional Practice	0	0	0	0	0	0	0	0	0	0	0	0	
			Doctors degree - Reseach/Scholarship	3	2	1	0	1	0	0	0	3	0	0	5	
	400501	Chemistry, General	Master's Degree	6	3	6	0	2	0	0	0	1	0	0	9	
			Doctors degree - Professional Practice	0	0	0	0	0	0	0	0	0	0	0	0	
			Doctors degree - Reseach/Scholarship	9	16	15	0	5	0	0	0	5	0	0	25	
	040301	City/Urban, Comm/Region Plan'g	Master's Degree	5	7	1	0	0	3	0	0	5	1	2	12	
			Doctors degree - Professional Practice	0	0	0	0	0	0	0	0	0	0	0	0	
			Doctors degree - Reseach/Scholarship	0	0	0	0	0	0	0	0	0	0	0	0	
	510201	Communicatio Disorders	Master's Degree	31	2	3	0	1	1	0	0	23	0	5	33	
			Doctors degree - Professional Practice	0	0	0	0	0	0	0	0	0	0	0	0	
			Doctors degree - Reseach/Scholarship	1	0	0	0	0	0	0	0	1	0	0	1	
	110101	Computer and Info Sci General	Master's Degree	6	11	8	0	3	2	1	0	2	0	1	17	
			Doctors degree - Professional Practice	0	0	0	0	0	0	0	0	0	0	0	0	
			Doctors degree - Reseach/Scholarship	3	4	3	0	4	0	0	0	0	0	0	7	
	430104	Criminal Justice Studies	Master's Degree	2	3	0	0	0	1	0	0	3	0	1	5	
			Doctors degree - Professional Practice	0	0	0	0	0	0	0	0	0	0	0	0	
			Doctors degree - Reseach/Scholarship	0	0	0	0	0	0	0	0	0	0	0	0	
450601	Economics, General	Master's Degree	3	3	1	0	1	0	0	0	3	0	1	6		
		Doctors degree - Professional Practice	0	0	0	0	0	0	0	0	0	0	0	0		
		Doctors degree - Reseach/Scholarship	2	4	4	0	1	0	0	0	1	0	0	6		
230101	English Language/Lit General	Master's Degree	8	5	0	0	2	0	1	0	9	0	1	13		
		Doctors degree - Professional Practice	0	0	0	0	0	0	0	0	0	0	0	0		
		Doctors degree - Reseach/Scholarship	9	2	0	0	1	0	0	0	9	0	1	11		
190501	Foods and Nutrition & Wellness	Master's Degree	6	2	1	0	1	0	0	0	1	5	0	8		
		Doctors degree - Professional Practice	0	0	0	0	0	0	0	0	0	0	0	0		
		Doctors degree - Reseach/Scholarship	3	1	3	0	0	0	0	0	1	0	0	4		



Wayne State University
Graduate Degrees Awarded by Gender, Race/Ethnicity
IPEDS Award Year 2011

College	CIP Code	Program Classification	Award Category	F	M	Non-Resident Alien	American Indian or Alaskan Native	Asian	Black or African American	Hispanic or Latino	Native Hawaiian and Other Pacific Islander	White	2 or more races	Unknown	Grand Total
LS Cont.	160101	Foreign Langs/Lits General	Master's Degree	7	1	0	0	1	1	0	0	6	0	0	8
			Doctors degree - Professional Practice	0	0	0	0	0	0	0	0	0	0	0	0
			Doctors degree - Reseach/Scholarship	1	0	0	0	0	0	0	0	1	0	0	1
	400601	Geology	Master's Degree	1	0	0	0	0	0	0	0	1	0	0	1
			Doctors degree - Professional Practice	0	0	0	0	0	0	0	0	0	0	0	0
			Doctors degree - Reseach/Scholarship	0	0	0	0	0	0	0	0	0	0	0	0
	540101	History	Master's Degree	2	4	0	0	1	0	0	0	4	0	1	6
			Doctors degree - Professional Practice	0	0	0	0	0	0	0	0	0	0	0	0
			Doctors degree - Reseach/Scholarship	2	1	0	0	0	0	0	0	3	0	0	3
	190701	Human Dev & Family Studies,Gen	Master's Degree	2	0	0	0	0	1	0	0	1	0	0	2
			Doctors degree - Professional Practice	0	0	0	0	0	0	0	0	0	0	0	0
			Doctors degree - Reseach/Scholarship	0	0	0	0	0	0	0	0	0	0	0	0
	422804	Indust & Organiz Psychology	Master's Degree	2	3	0	0	1	0	0	0	1	0	3	5
			Doctors degree - Professional Practice	0	0	0	0	0	0	0	0	0	0	0	0
			Doctors degree - Reseach/Scholarship	0	0	0	0	0	0	0	0	0	0	0	0
	521002	Labor/Personnel Relat & Stud	Master's Degree	9	2	0	0	0	3	0	0	8	0	0	11
			Doctors degree - Professional Practice	0	0	0	0	0	0	0	0	0	0	0	0
			Doctors degree - Reseach/Scholarship	0	0	0	0	0	0	0	0	0	0	0	0
	160102	Linguistics	Master's Degree	2	0	0	0	0	0	0	0	2	0	0	2
			Doctors degree - Professional Practice	0	0	0	0	0	0	0	0	0	0	0	0
			Doctors degree - Reseach/Scholarship	0	0	0	0	0	0	0	0	0	0	0	0
	270101	Mathematics	Master's Degree	1	1	0	0	0	0	0	0	2	0	0	2
			Doctors degree - Professional Practice	0	0	0	0	0	0	0	0	0	0	0	0
			Doctors degree - Reseach/Scholarship	3	2	1	0	4	0	0	0	0	0	0	5
	161199	Mid/Near East&Semitic Lang/Lit	Master's Degree	3	2	0	0	0	0	0	0	4	0	1	5
			Doctors degree - Professional Practice	0	0	0	0	0	0	0	0	0	0	0	0
			Doctors degree - Reseach/Scholarship	0	0	0	0	0	0	0	0	0	0	0	0
	261201	Molecular Biotechnology	Master's Degree	3	0	1	0	1	0	0	0	1	0	0	3
			Doctors degree - Professional Practice	0	0	0	0	0	0	0	0	0	0	0	0
			Doctors degree - Reseach/Scholarship	0	0	0	0	0	0	0	0	0	0	0	0
	309999	Multi/Interdisc Studies, Other	Master's Degree	3	3	0	0	0	0	1	0	4	0	1	6
			Doctors degree - Professional Practice	0	0	0	0	0	0	0	0	0	0	0	0
			Doctors degree - Reseach/Scholarship	0	0	0	0	0	0	0	0	0	0	0	0
	380101	Philosophy	Master's Degree	0	1	0	0	0	0	0	0	1	0	0	1
			Doctors degree - Professional Practice	0	0	0	0	0	0	0	0	0	0	0	0
			Doctors degree - Reseach/Scholarship	0	0	0	0	0	0	0	0	0	0	0	0
	400801	Physics, General	Master's Degree	3	6	6	0	0	2	0	0	1	0	0	9
			Doctors degree - Professional Practice	0	0	0	0	0	0	0	0	0	0	0	0
			Doctors degree - Reseach/Scholarship	1	9	5	0	1	0	0	4	0	0	10	
	451001	Politicial Science General	Master's Degree	1	6	0	0	0	0	0	0	7	0	0	7
			Doctors degree - Professional Practice	0	0	0	0	0	0	0	0	0	0	0	0
			Doctors degree - Reseach/Scholarship	2	3	0	0	1	0	0	4	0	0	5	
	420101	Psychology	Master's Degree	12	3	0	0	0	2	1	0	12	0	0	15
			Doctors degree - Professional Practice	0	0	0	0	0	0	0	0	0	0	0	0
			Doctors degree - Reseach/Scholarship	15	4	0	0	0	2	0	0	17	0	0	19
	440401	Public Administration	Master's Degree	12	8	0	0	1	11	0	0	8	0	0	20
			Doctors degree - Professional Practice	0	0	0	0	0	0	0	0	0	0	0	0
			Doctors degree - Reseach/Scholarship	0	0	0	0	0	0	0	0	0	0	0	0
	131316	Science Teacher Education	Master's Degree	1	1	0	0	0	0	0	0	1	0	1	2
			Doctors degree - Professional Practice	0	0	0	0	0	0	0	0	0	0	0	0
			Doctors degree - Reseach/Scholarship	0	0	0	0	0	0	0	0	0	0	0	0



Wayne State University
Graduate Degrees Awarded by Gender, Race/Ethnicity
IPEDS Award Year 2011

College	CIP Code	Program Classification	Award Category	F	M	Non-Resident Alien	American Indian or Alaskan Native	Asian	Black or African American	Hispanic or Latino	Native Hawaiian and Other Pacific Islander	White	2 or more races	Unknown	Grand Total	
LS Cont.	451101	Sociology	Master's Degree	3	2	0	0	0	3	0	0	1	0	1	5	
			Doctors degree - Professional Practice	0	0	0	0	0	0	0	0	0	0	0	0	0
			Doctors degree - Reseach/Scholarship	3	0	0	0	0	0	0	0	0	3	0	0	3
	160905	Spanish Language/Literature	Master's Degree	1	0	0	0	0	0	0	0	0	1	0	0	1
			Doctors degree - Professional Practice	0	0	0	0	0	0	0	0	0	0	0	0	0
			Doctors degree - Reseach/Scholarship	0	0	0	0	0	0	0	0	0	0	0	0	0
	270501	Statistic, General	Master's Degree	3	2	4	0	0	0	0	0	0	0	0	1	5
			Doctors degree - Professional Practice	0	0	0	0	0	0	0	0	0	0	0	0	0
			Doctors degree - Reseach/Scholarship	0	0	0	0	0	0	0	0	0	0	0	0	0
	LS Total			215	135	71	0	35	35	4	1	180	1	23	350	
	LW	220205	Banking,Corporate,Finance,Secu	Master's Degree	1	3	2	0	0	0	0	0	1	0	1	4
				Doctors degree - Professional Practice	0	0	0	0	0	0	0	0	0	0	0	0
Doctors degree - Reseach/Scholarship				0	0	0	0	0	0	0	0	0	0	0	0	0
220101		Law (LL.B. J.D.)	Master's Degree	0	0	0	0	0	0	0	0	0	0	0	0	0
			Doctors degree - Professional Practice	103	95	7	2	8	16	5	0	144	0	16	198	
			Doctors degree - Reseach/Scholarship	0	0	0	0	0	0	0	0	0	0	0	0	0
220299		Legal Research & Adv Prof Stud	Master's Degree	3	1	0	0	0	2	1	0	0	0	0	1	4
			Doctors degree - Professional Practice	0	0	0	0	0	0	0	0	0	0	0	0	0
			Doctors degree - Reseach/Scholarship	0	0	0	0	0	0	0	0	0	0	0	0	0
220211		Tax Law/Taxation	Master's Degree	3	6	0	0	1	0	1	0	0	5	0	2	9
			Doctors degree - Professional Practice	0	0	0	0	0	0	0	0	0	0	0	0	0
			Doctors degree - Reseach/Scholarship	0	0	0	0	0	0	0	0	0	0	0	0	0
LW Total			110	105	9	2	9	18	7	0	150	0	20	215		
MD	260210	Biochemistry&Molecular Biology	Master's Degree	2	0	1	0	0	0	0	0	1	0	0	2	
			Doctors degree - Professional Practice	0	0	0	0	0	0	0	0	0	0	0	0	
			Doctors degree - Reseach/Scholarship	2	2	3	0	1	0	0	0	0	0	0	0	4
	269999	Biological & Biomedical Sci	Master's Degree	17	19	4	0	9	1	0	0	20	0	2	36	
			Doctors degree - Professional Practice	0	0	0	0	0	0	0	0	0	0	0	0	
			Doctors degree - Reseach/Scholarship	0	0	0	0	0	0	0	0	0	0	0	0	
	511509	Genetic Counseling	Master's Degree	5	1	1	0	0	0	0	0	5	0	0	6	
			Doctors degree - Professional Practice	0	0	0	0	0	0	0	0	0	0	0	0	
			Doctors degree - Reseach/Scholarship	0	0	0	0	0	0	0	0	0	0	0	0	
	512205	Health Physics/Radiolog Health	Master's Degree	1	7	1	0	2	0	0	0	4	0	1	8	
			Doctors degree - Professional Practice	0	0	0	0	0	0	0	0	0	0	0	0	
			Doctors degree - Reseach/Scholarship	0	2	1	0	1	0	0	0	0	0	0	2	
	260507	Immunology and Microbiology	Master's Degree	0	0	0	0	0	0	0	0	0	0	0	0	
			Doctors degree - Professional Practice	0	0	0	0	0	0	0	0	0	0	0	0	
			Doctors degree - Reseach/Scholarship	3	1	1	0	1	0	0	0	2	0	0	4	
	512003	Med Pharmacol & Pharmaceut Sci	Master's Degree	0	0	0	0	0	0	0	0	0	0	0	0	
			Doctors degree - Professional Practice	0	0	0	0	0	0	0	0	0	0	0	0	
			Doctors degree - Reseach/Scholarship	6	1	1	0	1	0	1	0	4	0	0	7	
	511401	Medical Scientist	Master's Degree	0	1	0	0	0	0	0	0	1	0	0	1	
			Doctors degree - Professional Practice	0	0	0	0	0	0	0	0	0	0	0	0	
			Doctors degree - Reseach/Scholarship	0	0	0	0	0	0	0	0	0	0	0	0	
511201	Medicine	Master's Degree	0	0	0	0	0	0	0	0	0	0	0	0		
		Doctors degree - Professional Practice	138	178	5	0	56	29	7	0	203	6	10	316		
		Doctors degree - Reseach/Scholarship	0	0	0	0	0	0	0	0	0	0	0	0		
260911	Oncology and Cancer Biology	Master's Degree	0	0	0	0	0	0	0	0	0	0	0	0		
		Doctors degree - Professional Practice	0	0	0	0	0	0	0	0	0	0	0	0		
		Doctors degree - Reseach/Scholarship	7	1	1	0	0	0	0	0	7	0	0	8		



Wayne State University
Graduate Degrees Awarded by Gender, Race/Ethnicity
IPEDS Award Year 2011

College	CIP Code	Program Classification	Award Category	F	M	Non-Resident Alien	American Indian or Alaskan Native	Asian	Black or African American	Hispanic or Latino	Native Hawaiian and Other Pacific Islander	White	2 or more races	Unknown	Grand Total	
MD Cont.	260901	Physiology	Master's Degree	0	0	0	0	0	0	0	0	0	0	0	0	
			Doctors degree - Professional Practice	0	0	0	0	0	0	0	0	0	0	0	0	0
			Doctors degree - Reseach/Scholarship	3	4	0	0	1	0	0	0	0	6	0	0	7
	512201	Public Health, General	Master's Degree	2	2	2	0	0	1	0	0	0	1	0	0	4
			Doctors degree - Professional Practice	0	0	0	0	0	0	0	0	0	0	0	0	0
			Doctors degree - Reseach/Scholarship	0	0	0	0	0	0	0	0	0	0	0	0	0
MD Total			186	219	21	0	72	31	8	0	254	6	13	405		
NU	513803	Adult Health Nurse	Master's Degree	55	6	4	0	4	9	2	0	32	0	10	61	
			Doctors degree - Professional Practice	0	0	0	0	0	0	0	0	0	0	0	0	0
			Doctors degree - Reseach/Scholarship	0	0	0	0	0	0	0	0	0	0	0	0	0
	513806	Mat/Child Hlth&Neonat Nur	Master's Degree	29	1	1	0	3	5	1	0	18	0	2	30	
			Doctors degree - Professional Practice	0	0	0	0	0	0	0	0	0	0	0	0	0
			Doctors degree - Reseach/Scholarship	0	0	0	0	0	0	0	0	0	0	0	0	0
	513808	Nursing Science	Master's Degree	0	0	0	0	0	0	0	0	0	0	0	0	0
			Doctors degree - Professional Practice	2	0	0	0	0	0	0	0	0	2	0	0	2
			Doctors degree - Reseach/Scholarship	4	0	1	0	0	0	0	0	0	3	0	0	4
	513810	Psychiatric Mental Hlth Nur	Master's Degree	1	1	0	0	0	0	0	0	0	1	0	1	2
			Doctors degree - Professional Practice	0	0	0	0	0	0	0	0	0	0	0	0	0
			Doctors degree - Reseach/Scholarship	0	0	0	0	0	0	0	0	0	0	0	0	0
	513811	Public Hlth Comm Nurse	Master's Degree	2	0	0	0	0	0	0	0	0	1	0	1	2
			Doctors degree - Professional Practice	0	0	0	0	0	0	0	0	0	0	0	0	0
			Doctors degree - Reseach/Scholarship	0	0	0	0	0	0	0	0	0	0	0	0	0
	NU Total			93	8	6	0	7	14	3	0	57	0	14	101	
	PA	512003	Med Pharmacol & Pharmaceut Sci	Master's Degree	0	0	0	0	0	0	0	0	0	0	0	0
				Doctors degree - Professional Practice	0	0	0	0	0	0	0	0	0	0	0	0
Doctors degree - Reseach/Scholarship				0	1	1	0	0	0	0	0	0	0	0	0	1
513804		Nurse Anesthetist	Master's Degree	11	9	1	1	3	0	1	0	14	0	0	20	
			Doctors degree - Professional Practice	0	0	0	0	0	0	0	0	0	0	0	0	0
			Doctors degree - Reseach/Scholarship	0	0	0	0	0	0	0	0	0	0	0	0	0
512206		Occupat Hlth & Indust Hygiene	Master's Degree	1	1	1	0	0	0	0	0	1	0	0	2	
			Doctors degree - Professional Practice	0	0	0	0	0	0	0	0	0	0	0	0	0
			Doctors degree - Reseach/Scholarship	0	0	0	0	0	0	0	0	0	0	0	0	0
512306		Occupational Therapy	Master's Degree	24	3	4	0	1	0	0	0	20	0	2	27	
			Doctors degree - Professional Practice	0	0	0	0	0	0	0	0	0	0	0	0	0
			Doctors degree - Reseach/Scholarship	0	0	0	0	0	0	0	0	0	0	0	0	0
512001		Pharmacy	Master's Degree	0	0	0	0	0	0	0	0	0	0	0	0	0
			Doctors degree - Professional Practice	59	28	15	0	13	2	0	0	52	1	4	87	
			Doctors degree - Reseach/Scholarship	0	0	0	0	0	0	0	0	0	0	0	0	0
512308		Physical Therapy	Master's Degree	0	0	0	0	0	0	0	0	0	0	0	0	0
			Doctors degree - Professional Practice	28	5	1	0	2	2	1	0	25	0	2	33	
			Doctors degree - Reseach/Scholarship	0	0	0	0	0	0	0	0	0	0	0	0	0
510912	Physician Assistant Studies	Master's Degree	30	15	1	0	5	1	0	0	33	0	5	45		
		Doctors degree - Professional Practice	0	0	0	0	0	0	0	0	0	0	0	0	0	
		Doctors degree - Reseach/Scholarship	0	0	0	0	0	0	0	0	0	0	0	0	0	
PA Total			153	62	24	1	24	5	2	0	145	1	13	215		
SW	440701	Social Work	Master's Degree	266	28	14	0	6	81	5	0	160	3	25	294	
			Doctors degree - Professional Practice	0	0	0	0	0	0	0	0	0	0	0	0	0
			Doctors degree - Reseach/Scholarship	4	0	0	0	1	0	0	0	3	0	0	4	
SW Total			270	28	14	0	7	81	5	0	163	3	25	298		
Grand Total			1,800	1,147	306	9	236	419	45	2	1,696	18	216	2,947		



Wayne State University
Graduate Degrees Awarded by Gender, Race/Ethnicity
IPEDS Award Year 2012

College	CIP Code	Program Classification	Award Category	F	M	Non-Resident Alien	American Indian or Alaskan Native	Asian	Black or African American	Hispanic or Latino	Native Hawaiian and Other Pacific Islander	White	2 or more races	Unknown	Grand Total	
BA	520301	Accounting	Master's Degree	13	14	7	0	2	7	0	0	10	0	1	27	
			Doctors degree - Professional Practice	0	0	0	0	0	0	0	0	0	0	0	0	0
			Doctors degree - Reseach/Scholarship	0	0	0	0	0	0	0	0	0	0	0	0	0
	520201	Business Admin & Mgt, Gen	Master's Degree	101	171	39	0	28	38	2	0	134	0	31	272	
			Doctors degree - Professional Practice	0	0	0	0	0	0	0	0	0	0	0	0	0
			Doctors degree - Reseach/Scholarship	1	1	1	0	0	0	0	0	0	1	0	0	2
	521601	Taxation	Master's Degree	5	6	0	0	1	0	0	0	5	1	4	11	
			Doctors degree - Professional Practice	0	0	0	0	0	0	0	0	0	0	0	0	0
			Doctors degree - Reseach/Scholarship	0	0	0	0	0	0	0	0	0	0	0	0	0
	BA Total			120	192	47	0	31	45	2	0	150	1	36	312	
	ED	131302	Art Teacher Education	Master's Degree	7	0	0	0	0	0	0	0	6	0	1	7
				Doctors degree - Professional Practice	0	0	0	0	0	0	0	0	0	0	0	0
Doctors degree - Reseach/Scholarship				0	0	0	0	0	0	0	0	0	0	0	0	0
130201		Bilingual & Multilingual Educ	Master's Degree	22	1	1	0	1	0	3	0	17	0	1	23	
			Doctors degree - Professional Practice	0	0	0	0	0	0	0	0	0	0	0	0	0
			Doctors degree - Reseach/Scholarship	0	0	0	0	0	0	0	0	0	0	0	0	0
422803		Counseling Psychology	Master's Degree	10	3	1	1	0	3	0	0	5	0	3	13	
			Doctors degree - Professional Practice	0	0	0	0	0	0	0	0	0	0	0	0	0
			Doctors degree - Reseach/Scholarship	0	0	0	0	0	0	0	0	0	0	0	0	0
131101		Counselor Educ/Guidance Svcs	Master's Degree	33	4	1	0	1	6	0	0	26	1	2	37	
			Doctors degree - Professional Practice	0	0	0	0	0	0	0	0	0	0	0	0	0
			Doctors degree - Reseach/Scholarship	4	2	0	0	0	3	0	0	3	0	0	6	
130301		Curriculum and Instruction	Master's Degree	0	0	0	0	0	0	0	0	0	0	0	0	0
			Doctors degree - Professional Practice	0	0	0	0	0	0	0	0	0	0	0	0	0
			Doctors degree - Reseach/Scholarship	11	3	0	0	1	8	1	0	3	0	1	14	
131210		Early Childhood Education	Master's Degree	6	0	0	1	0	1	0	0	4	0	0	6	
			Doctors degree - Professional Practice	0	0	0	0	0	0	0	0	0	0	0	0	
			Doctors degree - Reseach/Scholarship	0	0	0	0	0	0	0	0	0	0	0	0	
130501		Educ/Instruc Media Design	Master's Degree	17	11	1	0	1	9	1	0	14	0	2	28	
			Doctors degree - Professional Practice	0	0	0	0	0	0	0	0	0	0	0	0	
			Doctors degree - Reseach/Scholarship	3	6	1	0	1	1	0	0	6	0	0	9	
130401		Education Leadership & Admin	Master's Degree	0	0	0	0	0	0	0	0	0	0	0	0	
			Doctors degree - Professional Practice	0	0	0	0	0	0	0	0	0	0	0	0	
			Doctors degree - Reseach/Scholarship	3	2	0	0	0	0	0	0	4	0	1	5	
130601		Educational Eval/Research	Master's Degree	1	0	0	0	0	0	0	0	1	0	0	1	
			Doctors degree - Professional Practice	0	0	0	0	0	0	0	0	0	0	0	0	
			Doctors degree - Reseach/Scholarship	3	0	0	0	0	2	0	0	1	0	0	3	
422806		Educational Psychology	Master's Degree	9	1	2	0	0	4	0	0	3	0	1	10	
			Doctors degree - Professional Practice	0	0	0	0	0	0	0	0	0	0	0	0	
			Doctors degree - Reseach/Scholarship	3	1	0	0	0	1	0	0	3	0	0	4	
130404		Educational Supervision	Master's Degree	14	5	0	0	0	11	0	0	5	0	3	19	
			Doctors degree - Professional Practice	0	0	0	0	0	0	0	0	0	0	0	0	
			Doctors degree - Reseach/Scholarship	0	0	0	0	0	0	0	0	0	0	0	0	
131202		Elementary Teacher Education	Master's Degree	38	6	0	0	2	11	3	0	27	0	1	44	
			Doctors degree - Professional Practice	0	0	0	0	0	0	0	0	0	0	0	0	
			Doctors degree - Reseach/Scholarship	0	0	0	0	0	0	0	0	0	0	0	0	



Wayne State University
Graduate Degrees Awarded by Gender, Race/Ethnicity
IPEDS Award Year 2012

College	CIP Code	Program Classification	Award Category	F	M	Non-Resident Alien	American Indian or Alaskan Native	Asian	Black or African American	Hispanic or Latino	Native Hawaiian and Other Pacific Islander	White	2 or more races	Unknown	Grand Total	
ED Cont	131305	English Teacher Education	Master's Degree	2	0	0	0	0	0	0	0	2	0	0	2	
			Doctors degree - Professional Practice	0	0	0	0	0	0	0	0	0	0	0	0	0
			Doctors degree - Reseach/Scholarship	0	0	0	0	0	0	0	0	0	0	0	0	0
	131306	Foreign Languages Teacher Educ	Master's Degree	2	0	0	0	1	1	0	0	0	0	0	0	2
			Doctors degree - Professional Practice	0	0	0	0	0	0	0	0	0	0	0	0	0
			Doctors degree - Reseach/Scholarship	0	0	0	0	0	0	0	0	0	0	0	0	0
	131307	Health Teacher Education	Master's Degree	4	1	0	0	0	1	0	0	0	3	0	1	5
			Doctors degree - Professional Practice	0	0	0	0	0	0	0	0	0	0	0	0	0
			Doctors degree - Reseach/Scholarship	0	0	0	0	0	0	0	0	0	0	0	0	0
	131311	Mathematics Teacher Education	Master's Degree	3	2	0	0	0	0	0	0	0	4	0	1	5
			Doctors degree - Professional Practice	0	0	0	0	0	0	0	0	0	0	0	0	0
			Doctors degree - Reseach/Scholarship	0	0	0	0	0	0	0	0	0	0	0	0	0
	131314	Physical Education Tchg/Coach	Master's Degree	5	5	0	1	0	1	0	0	0	7	0	1	10
			Doctors degree - Professional Practice	0	0	0	0	0	0	0	0	0	0	0	0	0
			Doctors degree - Reseach/Scholarship	1	1	0	0	0	0	0	0	0	0	2	0	0
	131315	Reading Teacher Education	Master's Degree	19	1	0	1	0	6	0	0	0	10	0	3	20
			Doctors degree - Professional Practice	0	0	0	0	0	0	0	0	0	0	0	0	0
			Doctors degree - Reseach/Scholarship	2	0	0	0	0	0	0	0	0	0	2	0	0
	422805	School Psychology	Master's Degree	7	2	0	0	1	0	0	0	0	6	0	2	9
			Doctors degree - Professional Practice	0	0	0	0	0	0	0	0	0	0	0	0	0
			Doctors degree - Reseach/Scholarship	0	0	0	0	0	0	0	0	0	0	0	0	0
	131316	Science Teacher Education	Master's Degree	0	1	0	0	0	0	0	0	0	1	0	0	1
			Doctors degree - Professional Practice	0	0	0	0	0	0	0	0	0	0	0	0	0
			Doctors degree - Reseach/Scholarship	0	0	0	0	0	0	0	0	0	0	0	0	0
	131205	Secondary Teacher Education	Master's Degree	51	27	3	0	2	21	1	0	0	49	0	2	78
			Doctors degree - Professional Practice	0	0	0	0	0	0	0	0	0	0	0	0	0
			Doctors degree - Reseach/Scholarship	0	0	0	0	0	0	0	0	0	0	0	0	0
	131318	Social Studies Teacher Educ	Master's Degree	2	1	0	0	0	0	0	0	0	3	0	0	3
			Doctors degree - Professional Practice	0	0	0	0	0	0	0	0	0	0	0	0	0
			Doctors degree - Reseach/Scholarship	0	0	0	0	0	0	0	0	0	0	0	0	0
	131001	Special Education, General	Master's Degree	34	12	0	0	3	13	0	0	0	27	0	3	46
			Doctors degree - Professional Practice	0	0	0	0	0	0	0	0	0	0	0	0	0
			Doctors degree - Reseach/Scholarship	1	0	0	0	0	0	0	0	0	0	1	0	0
	310504	Sport and Fitness Admin/Mgt	Master's Degree	9	28	1	0	0	11	0	1	1	21	1	2	37
			Doctors degree - Professional Practice	0	0	0	0	0	0	0	0	0	0	0	0	0
			Doctors degree - Reseach/Scholarship	0	0	0	0	0	0	0	0	0	0	0	0	0
131319	Technical Teacher Education	Master's Degree	2	3	0	0	0	1	0	0	0	4	0	0	5	
		Doctors degree - Professional Practice	0	0	0	0	0	0	0	0	0	0	0	0	0	
		Doctors degree - Reseach/Scholarship	0	0	0	0	0	0	0	0	0	0	0	0	0	
512310	Vocational Rehab Counseling	Master's Degree	10	4	0	0	0	9	0	0	0	4	0	1	14	
		Doctors degree - Professional Practice	0	0	0	0	0	0	0	0	0	0	0	0	0	
		Doctors degree - Reseach/Scholarship	0	0	0	0	0	0	0	0	0	0	0	0	0	
ED Total			338	133	11	4	14	124	9	1	274	2	32	471		
EN	140501	Biomedical/Medical Engg	Master's Degree	26	42	28	0	10	0	0	0	27	1	2	68	
			Doctors degree - Professional Practice	0	0	0	0	0	0	0	0	0	0	0	0	0
			Doctors degree - Reseach/Scholarship	4	4	2	0	0	0	0	0	0	0	6	0	0
	140701	Chemical Engineering	Master's Degree	2	3	2	0	0	0	0	0	0	3	0	0	5
			Doctors degree - Professional Practice	0	0	0	0	0	0	0	0	0	0	0	0	0
			Doctors degree - Reseach/Scholarship	2	3	3	0	1	0	0	0	0	0	1	0	0
	140801	Civil Engineering, General	Master's Degree	2	21	3	1	0	1	0	0	0	18	0	0	23
			Doctors degree - Professional Practice	0	0	0	0	0	0	0	0	0	0	0	0	0
			Doctors degree - Reseach/Scholarship	0	3	1	0	0	0	0	0	0	0	1	0	0



Wayne State University
Graduate Degrees Awarded by Gender, Race/Ethnicity
IPEDS Award Year 2012

College	CIP Code	Program Classification	Award Category	F	M	Non-Resident Alien	American Indian or Alaskan Native	Asian	Black or African American	Hispanic or Latino	Native Hawaiian and Other Pacific Islander	White	2 or more races	Unknown	Grand Total	
EN Cont.	110101	Computer and Info Sci General	Master's Degree	10	15	21	0	2	0	0	0	2	0	0	25	
			Doctors degree - Professional Practice	0	0	0	0	0	0	0	0	0	0	0	0	0
			Doctors degree - Reseach/Scholarship	0	6	5	0	0	0	0	0	0	1	0	0	6
	140901	Computer Engineering	Master's Degree	5	5	6	0	1	0	0	0	2	0	1	10	
			Doctors degree - Professional Practice	0	0	0	0	0	0	0	0	0	0	0	0	
			Doctors degree - Reseach/Scholarship	1	3	3	0	1	0	0	0	0	0	0	4	
	141001	Electrical/Electrnc/Comm Engg	Master's Degree	3	26	18	0	6	1	1	0	3	0	0	29	
			Doctors degree - Professional Practice	0	0	0	0	0	0	0	0	0	0	0	0	
			Doctors degree - Reseach/Scholarship	1	3	3	0	1	0	0	0	0	0	0	4	
	151501	Engg/Industrial Management	Master's Degree	4	10	1	0	1	0	1	0	7	0	4	14	
			Doctors degree - Professional Practice	0	0	0	0	0	0	0	0	0	0	0	0	
			Doctors degree - Reseach/Scholarship	0	0	0	0	0	0	0	0	0	0	0	0	
	150000	Engineering Technologies/Tech	Master's Degree	1	8	4	0	0	2	0	0	3	0	0	9	
			Doctors degree - Professional Practice	0	0	0	0	0	0	0	0	0	0	0	0	
			Doctors degree - Reseach/Scholarship	0	0	0	0	0	0	0	0	0	0	0	0	
	149999	Engineering, Other	Master's Degree	1	10	2	0	2	1	0	0	6	0	0	11	
			Doctors degree - Professional Practice	0	0	0	0	0	0	0	0	0	0	0	0	
			Doctors degree - Reseach/Scholarship	0	0	0	0	0	0	0	0	0	0	0	0	
	143501	Industrial Engineering	Master's Degree	4	15	12	0	1	1	0	0	4	0	1	19	
			Doctors degree - Professional Practice	0	0	0	0	0	0	0	0	0	0	0	0	
			Doctors degree - Reseach/Scholarship	1	9	7	0	1	0	0	0	1	0	1	10	
	143601	Manufacturing Engineering	Master's Degree	0	2	2	0	0	0	0	0	0	0	0	2	
			Doctors degree - Professional Practice	0	0	0	0	0	0	0	0	0	0	0	0	
			Doctors degree - Reseach/Scholarship	0	0	0	0	0	0	0	0	0	0	0	0	
	401001	Materials Science	Master's Degree	1	3	4	0	0	0	0	0	0	0	0	4	
			Doctors degree - Professional Practice	0	0	0	0	0	0	0	0	0	0	0	0	
			Doctors degree - Reseach/Scholarship	1	0	0	0	0	0	0	0	0	1	0	1	
141901	Mechanical Engineering	Master's Degree	4	30	25	0	2	0	1	0	4	0	2	34		
		Doctors degree - Professional Practice	0	0	0	0	0	0	0	0	0	0	0	0		
		Doctors degree - Reseach/Scholarship	1	8	6	0	1	1	0	1	0	0	0	9		
EN Total			74	229	158	1	30	7	3	0	91	1	12	303		
FA	190905	Apparel & Textile Mkt Mgt	Master's Degree	2	0	0	0	0	2	0	0	0	0	0	2	
			Doctors degree - Professional Practice	0	0	0	0	0	0	0	0	0	0	0	0	
			Doctors degree - Reseach/Scholarship	0	0	0	0	0	0	0	0	0	0	0	0	
	500703	Art History/Criticism/Consrvtn	Master's Degree	3	0	0	0	0	0	0	0	3	0	0	3	
			Doctors degree - Professional Practice	0	0	0	0	0	0	0	0	0	0	0	0	
			Doctors degree - Reseach/Scholarship	0	0	0	0	0	0	0	0	0	0	0	0	
	500701	Art, General	Master's Degree	2	3	0	0	0	0	0	0	4	0	1	5	
			Doctors degree - Professional Practice	0	0	0	0	0	0	0	0	0	0	0	0	
			Doctors degree - Reseach/Scholarship	0	0	0	0	0	0	0	0	0	0	0	0	
	090101	Communications, Speech,Rhetor	Master's Degree	28	11	1	0	0	8	4	0	24	0	2	39	
			Doctors degree - Professional Practice	0	0	0	0	0	0	0	0	0	0	0	0	
			Doctors degree - Reseach/Scholarship	5	3	2	0	0	0	0	0	0	6	0	8	
	302801	Dispute Resolution	Master's Degree	4	3	0	1	0	4	0	0	2	0	0	7	
			Doctors degree - Professional Practice	0	0	0	0	0	0	0	0	0	0	0	0	
			Doctors degree - Reseach/Scholarship	0	0	0	0	0	0	0	0	0	0	0	0	
	500501	Drama/Theater Arts General	Master's Degree	7	9	0	0	0	2	0	0	14	0	0	16	
			Doctors degree - Professional Practice	0	0	0	0	0	0	0	0	0	0	0	0	
			Doctors degree - Reseach/Scholarship	0	0	0	0	0	0	0	0	0	0	0	0	
500901	Music, General	Master's Degree	1	2	0	0	0	0	0	0	3	0	0	3		
		Doctors degree - Professional Practice	0	0	0	0	0	0	0	0	0	0	0	0		
		Doctors degree - Reseach/Scholarship	0	0	0	0	0	0	0	0	0	0	0	0		



Wayne State University
Graduate Degrees Awarded by Gender, Race/Ethnicity
IPEDS Award Year 2012

College	CIP Code	Program Classification	Award Category	F	M	Non-Resident Alien	American Indian or Alaskan Native	Asian	Black or African American	Hispanic or Latino	Native Hawaiian and Other Pacific Islander	White	2 or more races	Unknown	Grand Total		
FA Cont.	300501	Peace and Conflict Studies	Master's Degree	0	1	0	0	0	1	0	0	0	0	0	0	1	
			Doctors degree - Professional Practice	0	0	0	0	0	0	0	0	0	0	0	0	0	0
			Doctors degree - Reseach/Scholarship	0	0	0	0	0	0	0	0	0	0	0	0	0	0
			FA Total	52	32	3	1	0	17	4	0	56	0	3	84		
GS	262024	Molecular Biology	Master's Degree	0	1	1	0	0	0	0	0	0	0	0	0	1	
			Doctors degree - Professional Practice	0	0	0	0	0	0	0	0	0	0	0	0	0	0
			Doctors degree - Reseach/Scholarship	1	2	1	0	0	0	0	0	0	0	2	0	0	3
	261005	Molecular Toxicology	Master's Degree	0	0	0	0	0	0	0	0	0	0	0	0	0	0
			Doctors degree - Professional Practice	0	0	0	0	0	0	0	0	0	0	0	0	0	0
			Doctors degree - Reseach/Scholarship	2	0	1	0	0	0	0	0	0	0	1	0	0	2
GS Total	3	3	3	0	0	0	0	0	0	0	3	0	0	6			
IS	250101	Info Sciencesence/Librarianship	Master's Degree	149	49	1	1	1	8	2	1	151	2	31	198		
			Doctors degree - Professional Practice	0	0	0	0	0	0	0	0	0	0	0	0	0	
			Doctors degree - Reseach/Scholarship	0	0	0	0	0	0	0	0	0	0	0	0	0	
IS Total	149	49	1	1	1	8	2	1	151	2	31	198					
LS	450201	Anthropology	Master's Degree	7	4	0	0	0	0	2	0	9	0	0	11		
			Doctors degree - Professional Practice	0	0	0	0	0	0	0	0	0	0	0	0	0	
			Doctors degree - Reseach/Scholarship	5	0	0	0	0	0	0	0	0	0	4	1	0	5
	270301	Applied Mathematics, General	Master's Degree	0	4	0	0	0	0	0	0	0	4	0	0	4	
			Doctors degree - Professional Practice	0	0	0	0	0	0	0	0	0	0	0	0	0	0
			Doctors degree - Reseach/Scholarship	0	0	0	0	0	0	0	0	0	0	0	0	0	0
	510202	Audiology/Hearing Sciences	Master's Degree	0	0	0	0	0	0	0	0	0	0	0	0	0	
			Doctors degree - Professional Practice	0	0	0	0	0	0	0	0	0	0	0	0	0	0
			Doctors degree - Reseach/Scholarship	7	1	2	0	0	0	1	0	0	0	5	0	0	8
	260101	Biology, General	Master's Degree	11	4	4	0	0	2	0	0	0	6	1	2	15	
			Doctors degree - Professional Practice	0	0	0	0	0	0	0	0	0	0	0	0	0	0
			Doctors degree - Reseach/Scholarship	3	2	2	0	2	0	0	0	0	0	1	0	0	5
	400501	Chemistry, General	Master's Degree	1	4	4	0	0	0	0	0	0	1	0	0	5	
			Doctors degree - Professional Practice	0	0	0	0	0	0	0	0	0	0	0	0	0	0
			Doctors degree - Reseach/Scholarship	7	8	6	0	3	1	0	0	0	0	5	0	0	15
	040301	City/Urban, Comm/Region Plan'g	Master's Degree	8	6	1	0	1	2	0	0	0	10	0	0	14	
			Doctors degree - Professional Practice	0	0	0	0	0	0	0	0	0	0	0	0	0	0
			Doctors degree - Reseach/Scholarship	0	0	0	0	0	0	0	0	0	0	0	0	0	0
	510201	Communicatio Disorders	Master's Degree	41	0	3	1	1	0	1	0	0	31	1	3	41	
			Doctors degree - Professional Practice	0	0	0	0	0	0	0	0	0	0	0	0	0	0
			Doctors degree - Reseach/Scholarship	0	0	0	0	0	0	0	0	0	0	0	0	0	0
	110101	Computer and Info Sci General	Master's Degree	3	6	5	0	2	0	0	0	0	2	0	0	9	
			Doctors degree - Professional Practice	0	0	0	0	0	0	0	0	0	0	0	0	0	0
			Doctors degree - Reseach/Scholarship	0	3	2	0	1	0	0	0	0	0	0	0	0	3
	430104	Criminal Justice Studies	Master's Degree	5	4	0	0	0	1	0	0	0	6	0	2	9	
			Doctors degree - Professional Practice	0	0	0	0	0	0	0	0	0	0	0	0	0	0
			Doctors degree - Reseach/Scholarship	0	0	0	0	0	0	0	0	0	0	0	0	0	0
	450601	Economics, General	Master's Degree	4	11	6	0	1	1	0	0	0	5	0	2	15	
Doctors degree - Professional Practice			0	0	0	0	0	0	0	0	0	0	0	0	0	0	
Doctors degree - Reseach/Scholarship			2	2	0	0	2	0	0	0	0	0	2	0	0	4	
230101	English Language/Lit General	Master's Degree	9	4	0	0	0	2	1	0	0	9	0	1	13		
		Doctors degree - Professional Practice	0	0	0	0	0	0	0	0	0	0	0	0	0	0	
		Doctors degree - Reseach/Scholarship	4	2	1	0	0	0	1	0	0	0	4	0	0	6	
190501	Foods and Nutrition & Wellness	Master's Degree	10	2	3	0	0	1	0	0	0	7	0	1	12		
		Doctors degree - Professional Practice	0	0	0	0	0	0	0	0	0	0	0	0	0	0	
		Doctors degree - Reseach/Scholarship	2	0	0	0	2	0	0	0	0	0	0	0	0	2	



Wayne State University
Graduate Degrees Awarded by Gender, Race/Ethnicity
IPEDS Award Year 2012

College	CIP Code	Program Classification	Award Category	F	M	Non-Resident Alien	American Indian or Alaskan Native	Asian	Black or African American	Hispanic or Latino	Native Hawaiian and Other Pacific Islander	White	2 or more races	Unknown	Grand Total
LS Cont.	160101	Foreign Langs/Lits General	Master's Degree	11	3	1	0	1	1	2	0	9	0	0	14
			Doctors degree - Professional Practice	0	0	0	0	0	0	0	0	0	0	0	0
	400601	Geology	Doctors degree - Reseach/Scholarship	2	0	0	0	0	0	2	0	0	0	0	2
			Master's Degree	0	4	0	0	0	0	0	0	0	4	0	0
	160501	German Language/Literature	Doctors degree - Professional Practice	0	0	0	0	0	0	0	0	0	0	0	0
			Doctors degree - Reseach/Scholarship	0	0	0	0	0	0	0	0	0	0	0	0
	540101	History	Master's Degree	3	0	0	0	0	0	0	0	3	0	0	3
			Doctors degree - Professional Practice	0	0	0	0	0	0	0	0	0	0	0	0
	422804	Indust & Organiz Psychology	Doctors degree - Reseach/Scholarship	0	0	0	0	0	0	0	0	0	0	0	0
			Master's Degree	4	6	0	0	0	0	0	0	0	10	0	0
	521002	Labor/Personnel Relat & Stud	Doctors degree - Professional Practice	0	0	0	0	0	0	0	0	0	0	0	0
			Doctors degree - Reseach/Scholarship	1	1	0	0	0	1	0	0	0	1	0	0
	160102	Linguistics	Master's Degree	6	2	0	0	0	1	1	0	3	0	3	8
			Doctors degree - Professional Practice	0	0	0	0	0	0	0	0	0	0	0	0
	270101	Mathematics	Doctors degree - Reseach/Scholarship	0	0	0	0	0	0	0	0	0	0	0	0
			Master's Degree	0	0	0	0	0	0	0	0	0	0	0	0
	161199	Mid/Near East&Semitic Lang/Lit	Doctors degree - Professional Practice	0	0	0	0	0	0	0	0	0	0	0	0
			Doctors degree - Reseach/Scholarship	2	2	1	0	0	0	0	0	0	3	0	0
	261201	Molecular Biotechnology	Doctors degree - Professional Practice	0	0	0	0	0	0	0	0	0	0	0	0
			Doctors degree - Reseach/Scholarship	0	0	0	0	0	0	0	0	0	0	0	0
	309999	Multi/Interdisc Studies, Other	Master's Degree	4	1	0	0	0	3	0	0	2	0	0	5
			Doctors degree - Professional Practice	0	0	0	0	0	0	0	0	0	0	0	0
	380101	Philosophy	Doctors degree - Reseach/Scholarship	0	0	0	0	0	0	0	0	0	0	0	0
			Master's Degree	0	2	0	0	0	0	0	0	0	2	0	0
	400801	Physics, General	Doctors degree - Professional Practice	0	0	0	0	0	0	0	0	0	0	0	0
			Doctors degree - Reseach/Scholarship	0	0	0	0	0	0	0	0	0	0	0	0
	451001	Politcial Science General	Master's Degree	2	5	4	0	0	0	0	0	2	0	1	7
			Doctors degree - Professional Practice	0	0	0	0	0	0	0	0	0	0	0	0
	420101	Psychology	Doctors degree - Reseach/Scholarship	1	9	7	0	0	0	0	0	3	0	0	10
			Master's Degree	3	2	2	0	0	0	0	0	0	3	0	0
	440401	Public Administration	Doctors degree - Professional Practice	0	0	0	0	0	0	0	0	0	0	0	0
			Doctors degree - Reseach/Scholarship	1	2	0	0	0	0	0	0	0	3	0	0
	131316	Science Teacher Education	Master's Degree	10	3	1	0	1	0	0	0	11	0	0	13
			Doctors degree - Professional Practice	0	0	0	0	0	0	0	0	0	0	0	0
			Doctors degree - Reseach/Scholarship	11	2	0	0	1	1	1	0	10	0	0	13
			Master's Degree	12	7	1	0	0	4	0	0	13	0	1	19
			Doctors degree - Professional Practice	0	0	0	0	0	0	0	0	0	0	0	0
			Doctors degree - Reseach/Scholarship	0	0	0	0	0	0	0	0	0	0	0	0
			Master's Degree	2	1	1	0	0	0	0	0	2	0	0	3
			Doctors degree - Professional Practice	0	0	0	0	0	0	0	0	0	0	0	0
			Doctors degree - Reseach/Scholarship	0	0	0	0	0	0	0	0	0	0	0	0
			Doctors degree - Reseach/Scholarship	0	0	0	0	0	0	0	0	0	0	0	0



Wayne State University
Graduate Degrees Awarded by Gender, Race/Ethnicity
IPEDS Award Year 2012

College	CIP Code	Program Classification	Award Category	F	M	Non-Resident Alien	American Indian or Alaskan Native	Asian	Black or African American	Hispanic or Latino	Native Hawaiian and Other Pacific Islander	White	2 or more races	Unknown	Grand Total	
LS Cont.	451101	Sociology	Master's Degree	7	3	0	0	1	2	0	0	5	1	1	10	
			Doctors degree - Professional Practice	0	0	0	0	0	0	0	0	0	0	0	0	0
			Doctors degree - Reseach/Scholarship	2	2	0	0	0	2	0	0	0	2	0	0	4
	160905	Spanish Language/Literature	Master's Degree	1	0	0	0	0	0	0	1	0	0	0	1	
			Doctors degree - Professional Practice	0	0	0	0	0	0	0	0	0	0	0	0	
			Doctors degree - Reseach/Scholarship	0	0	0	0	0	0	0	0	0	0	0	0	
	270501	Statistic, General	Master's Degree	3	6	8	0	0	1	0	0	0	0	0	9	
			Doctors degree - Professional Practice	0	0	0	0	0	0	0	0	0	0	0	0	
			Doctors degree - Reseach/Scholarship	0	0	0	0	0	0	0	0	0	0	0	0	
	LS Total			226	146	76	1	20	28	13	0	212	4	18	372	
	LW	220205	Banking,Corporate,Finance,Secu	Master's Degree	2	2	0	0	0	1	0	0	3	0	0	4
				Doctors degree - Professional Practice	0	0	0	0	0	0	0	0	0	0	0	0
Doctors degree - Reseach/Scholarship				0	0	0	0	0	0	0	0	0	0	0	0	
220101		Law (LL.B. J.D.)	Master's Degree	0	0	0	0	0	0	0	0	0	0	0	0	
			Doctors degree - Professional Practice	73	92	2	2	6	11	6	0	123	0	15	165	
			Doctors degree - Reseach/Scholarship	0	0	0	0	0	0	0	0	0	0	0	0	
220299		Legal Research & Adv Prof Stud	Master's Degree	0	3	0	0	0	1	0	0	0	2	0	3	
			Doctors degree - Professional Practice	0	0	0	0	0	0	0	0	0	0	0	0	
			Doctors degree - Reseach/Scholarship	0	0	0	0	0	0	0	0	0	0	0	0	
220211		Tax Law/Taxation	Master's Degree	2	6	0	0	0	2	0	0	0	4	0	2	8
			Doctors degree - Professional Practice	0	0	0	0	0	0	0	0	0	0	0	0	
			Doctors degree - Reseach/Scholarship	0	0	0	0	0	0	0	0	0	0	0	0	
LW Total			77	103	2	2	6	15	6	0	132	0	17	180		
MD	260403	Anatomy	Master's Degree	0	0	0	0	0	0	0	0	0	0	0		
			Doctors degree - Professional Practice	0	0	0	0	0	0	0	0	0	0	0		
			Doctors degree - Reseach/Scholarship	1	1	1	0	0	0	0	0	1	0	0	2	
	260210	Biochemistry&Molecular Biology	Master's Degree	1	0	0	0	0	0	0	0	0	1	0	1	
			Doctors degree - Professional Practice	0	0	0	0	0	0	0	0	0	0	0	0	
			Doctors degree - Reseach/Scholarship	3	2	3	0	1	0	0	0	1	0	0	5	
	269999	Biological & Biomedical Sci	Master's Degree	18	16	1	0	4	4	0	0	23	0	2	34	
			Doctors degree - Professional Practice	0	0	0	0	0	0	0	0	0	0	0	0	
			Doctors degree - Reseach/Scholarship	0	0	0	0	0	0	0	0	0	0	0	0	
	511509	Genetic Counseling	Master's Degree	5	1	2	0	1	0	0	0	2	0	1	6	
			Doctors degree - Professional Practice	0	0	0	0	0	0	0	0	0	0	0	0	
			Doctors degree - Reseach/Scholarship	0	0	0	0	0	0	0	0	0	0	0	0	
	512205	Health Physics/Radiolog Health	Master's Degree	2	7	1	0	3	0	0	0	3	0	2	9	
			Doctors degree - Professional Practice	0	0	0	0	0	0	0	0	0	0	0	0	
			Doctors degree - Reseach/Scholarship	0	0	0	0	0	0	0	0	0	0	0	0	
	260507	Immunology and Microbiology	Master's Degree	0	0	0	0	0	0	0	0	0	0	0	0	
			Doctors degree - Professional Practice	0	0	0	0	0	0	0	0	0	0	0	0	
			Doctors degree - Reseach/Scholarship	0	2	0	0	0	0	0	0	0	2	0	2	
	512003	Med Pharmacol & Pharmaceut Sci	Master's Degree	0	0	0	0	0	0	0	0	0	0	0	0	
			Doctors degree - Professional Practice	0	0	0	0	0	0	0	0	0	0	0	0	
			Doctors degree - Reseach/Scholarship	2	0	0	0	1	0	0	0	1	0	0	2	
511201	Medicine	Master's Degree	0	0	0	0	0	0	0	0	0	0	0	0		
		Doctors degree - Professional Practice	125	159	15	2	59	12	3	0	179	1	13	284		
		Doctors degree - Reseach/Scholarship	0	0	0	0	0	0	0	0	0	0	0	0		
260911	Oncology and Cancer Biology	Master's Degree	0	1	0	0	0	0	0	0	0	1	0	1		
		Doctors degree - Professional Practice	0	0	0	0	0	0	0	0	0	0	0	0		
		Doctors degree - Reseach/Scholarship	1	0	0	0	0	0	0	0	1	0	0	1		



Wayne State University
Graduate Degrees Awarded by Gender, Race/Ethnicity
IPEDS Award Year 2012

College	CIP Code	Program Classification	Award Category	F	M	Non-Resident Alien	American Indian or Alaskan Native	Asian	Black or African American	Hispanic or Latino	Native Hawaiian and Other Pacific Islander	White	2 or more races	Unknown	Grand Total	
MD Cont.	260910	Pathology/Experimental Path	Master's Degree	0	0	0	0	0	0	0	0	0	0	0	0	
			Doctors degree - Professional Practice	0	0	0	0	0	0	0	0	0	0	0	0	0
			Doctors degree - Reseach/Scholarship	1	1	2	0	0	0	0	0	0	0	0	0	2
	260901	Physiology	Master's Degree	3	1	1	0	2	1	0	0	0	0	0	0	4
			Doctors degree - Professional Practice	0	0	0	0	0	0	0	0	0	0	0	0	0
			Doctors degree - Reseach/Scholarship	5	2	2	0	1	2	0	0	0	2	0	0	7
	512201	Public Health, General	Master's Degree	10	4	4	0	3	0	0	0	0	7	0	0	14
			Doctors degree - Professional Practice	0	0	0	0	0	0	0	0	0	0	0	0	0
			Doctors degree - Reseach/Scholarship	0	0	0	0	0	0	0	0	0	0	0	0	0
	MD Total			177	197	32	2	75	19	3	0	224	1	18	374	
	NU	513803	Adult Health Nurse	Master's Degree	50	12	6	0	6	7	0	0	36	0	7	62
				Doctors degree - Professional Practice	0	0	0	0	0	0	0	0	0	0	0	0
Doctors degree - Reseach/Scholarship				0	0	0	0	0	0	0	0	0	0	0	0	0
513806		Mat/Child Hlth&Neonat Nur	Master's Degree	39	1	0	0	0	4	1	0	0	29	0	6	40
			Doctors degree - Professional Practice	0	0	0	0	0	0	0	0	0	0	0	0	0
			Doctors degree - Reseach/Scholarship	0	0	0	0	0	0	0	0	0	0	0	0	0
513808		Nursing Science	Master's Degree	0	0	0	0	0	0	0	0	0	0	0	0	0
			Doctors degree - Professional Practice	3	0	0	0	0	1	0	0	0	2	0	0	3
			Doctors degree - Reseach/Scholarship	5	0	0	0	0	2	0	0	0	3	0	0	5
513810		Psychiatric Mental Hlth Nur	Master's Degree	7	1	1	0	0	2	0	0	0	4	0	1	8
			Doctors degree - Professional Practice	0	0	0	0	0	0	0	0	0	0	0	0	0
			Doctors degree - Reseach/Scholarship	0	0	0	0	0	0	0	0	0	0	0	0	0
513811		Public Hlth Comm Nurse	Master's Degree	1	0	0	0	0	0	0	0	0	1	0	0	1
			Doctors degree - Professional Practice	0	0	0	0	0	0	0	0	0	0	0	0	0
			Doctors degree - Reseach/Scholarship	0	0	0	0	0	0	0	0	0	0	0	0	0
NU Total				105	14	7	0	6	16	1	0	75	0	14	119	
PA		512003	Med Pharmacol & Pharmaceut Sci	Master's Degree	0	1	0	0	0	0	0	0	1	0	0	1
				Doctors degree - Professional Practice	0	0	0	0	0	0	0	0	0	0	0	0
	Doctors degree - Reseach/Scholarship			1	1	2	0	0	0	0	0	0	0	0	0	2
	513804	Nurse Anesthetist	Master's Degree	16	3	0	0	1	1	1	0	0	15	0	1	19
			Doctors degree - Professional Practice	0	0	0	0	0	0	0	0	0	0	0	0	0
			Doctors degree - Reseach/Scholarship	0	0	0	0	0	0	0	0	0	0	0	0	0
	512206	Occupat Hlth & Indust Hygiene	Master's Degree	2	5	1	0	0	0	0	0	0	6	0	0	7
			Doctors degree - Professional Practice	0	0	0	0	0	0	0	0	0	0	0	0	0
			Doctors degree - Reseach/Scholarship	0	0	0	0	0	0	0	0	0	0	0	0	0
	512306	Occupational Therapy	Master's Degree	24	5	2	0	2	2	1	0	0	21	1	0	29
			Doctors degree - Professional Practice	0	0	0	0	0	0	0	0	0	0	0	0	0
			Doctors degree - Reseach/Scholarship	0	0	0	0	0	0	0	0	0	0	0	0	0
	512001	Pharmacy	Master's Degree	0	0	0	0	0	0	0	0	0	0	0	0	0
			Doctors degree - Professional Practice	52	34	13	0	4	4	0	0	0	53	0	12	86
			Doctors degree - Reseach/Scholarship	0	0	0	0	0	0	0	0	0	0	0	0	0
	512308	Physical Therapy	Master's Degree	0	0	0	0	0	0	0	0	0	0	0	0	0
			Doctors degree - Professional Practice	28	15	5	0	8	2	5	0	0	16	0	7	43
			Doctors degree - Reseach/Scholarship	0	0	0	0	0	0	0	0	0	0	0	0	0
510912	Physician Assistant Studies	Master's Degree	28	10	0	0	1	0	0	0	0	31	0	6	38	
		Doctors degree - Professional Practice	0	0	0	0	0	0	0	0	0	0	0	0	0	
		Doctors degree - Reseach/Scholarship	0	0	0	0	0	0	0	0	0	0	0	0	0	
510911	Radiologic Technology/Science	Master's Degree	1	0	0	0	0	0	0	0	0	1	0	0	1	
		Doctors degree - Professional Practice	0	0	0	0	0	0	0	0	0	0	0	0	0	
		Doctors degree - Reseach/Scholarship	0	0	0	0	0	0	0	0	0	0	0	0	0	
PA Total			152	74	23	0	16	9	7	0	144	1	26	226		
SW	440701	Social Work	Master's Degree	278	36	9	3	1	83	9	0	175	6	28	314	
			Doctors degree - Professional Practice	0	0	0	0	0	0	0	0	0	0	0	0	0
			Doctors degree - Reseach/Scholarship	1	0	0	0	0	0	0	0	0	1	0	0	1
SW Total			279	36	9	3	1	83	9	0	176	6	28	315		
Grand Total			1,752	1,208	372	15	200	371	59	2	1,688	18	235	2,960		



Wayne State University
Graduate Degrees Awarded by Gender, Race/Ethnicity
IPEDS Award Year 2013

College	CIP Code	Program Classification	Award Category	F	M	Non-Resident Alien	American Indian or Alaskan Native	Asian	Black or African American	Hispanic or Latino	Native Hawaiian and Other Pacific Islander	White	2 or more races	Unknown	Grand Total	
BA	520301	Accounting	Master's Degree	27	24	10	0	2	9	1	0	28	0	1	51	
			Doctors degree - Professional Practice	0	0	0	0	0	0	0	0	0	0	0	0	0
			Doctors degree - Reseach/Scholarship	0	0	0	0	0	0	0	0	0	0	0	0	0
	520201	Business Admin & Mgt, Gen	Master's Degree	104	118	25	3	24	35	0	0	0	113	2	20	222
			Doctors degree - Professional Practice	0	0	0	0	0	0	0	0	0	0	0	0	0
			Doctors degree - Reseach/Scholarship	0	3	2	0	0	0	1	0	0	0	0	0	3
	521601	Taxation	Master's Degree	3	5	0	0	0	0	0	0	0	8	0	0	8
			Doctors degree - Professional Practice	0	0	0	0	0	0	0	0	0	0	0	0	0
			Doctors degree - Reseach/Scholarship	0	0	0	0	0	0	0	0	0	0	0	0	0
	BA Total			134	150	37	3	26	44	2	0	149	2	21	284	
	ED	131302	Art Teacher Education	Master's Degree	10	1	1	0	1	2	0	0	6	0	1	11
				Doctors degree - Professional Practice	0	0	0	0	0	0	0	0	0	0	0	0
Doctors degree - Reseach/Scholarship				0	0	0	0	0	0	0	0	0	0	0	0	0
130201		Bilingual & Multilingual Educ	Master's Degree	16	2	1	0	0	2	3	0	0	11	0	1	18
			Doctors degree - Professional Practice	0	0	0	0	0	0	0	0	0	0	0	0	0
			Doctors degree - Reseach/Scholarship	0	0	0	0	0	0	0	0	0	0	0	0	0
422803		Counseling Psychology	Master's Degree	6	0	1	0	0	1	0	0	0	4	0	0	6
			Doctors degree - Professional Practice	0	0	0	0	0	0	0	0	0	0	0	0	0
			Doctors degree - Reseach/Scholarship	0	0	0	0	0	0	0	0	0	0	0	0	0
131101		Counselor Educ/Guidance Svcs	Master's Degree	17	3	0	0	1	5	1	0	0	11	0	2	20
			Doctors degree - Professional Practice	0	0	0	0	0	0	0	0	0	0	0	0	0
			Doctors degree - Reseach/Scholarship	2	0	2	0	0	0	0	0	0	0	0	0	2
130301		Curriculum and Instruction	Master's Degree	0	0	0	0	0	0	0	0	0	0	0	0	0
			Doctors degree - Professional Practice	0	0	0	0	0	0	0	0	0	0	0	0	0
			Doctors degree - Reseach/Scholarship	6	2	0	0	1	3	0	0	0	2	1	1	8
131210		Early Childhood Education	Master's Degree	5	0	0	0	0	1	0	0	0	3	0	1	5
			Doctors degree - Professional Practice	0	0	0	0	0	0	0	0	0	0	0	0	0
			Doctors degree - Reseach/Scholarship	0	0	0	0	0	0	0	0	0	0	0	0	0
130501		Educ/Instruc Media Design	Master's Degree	16	9	2	0	0	7	1	0	0	10	0	5	25
			Doctors degree - Professional Practice	0	0	0	0	0	0	0	0	0	0	0	0	0
			Doctors degree - Reseach/Scholarship	12	1	2	0	1	2	0	0	0	0	8	0	0
130401		Education Leadership & Admin	Master's Degree	0	0	0	0	0	0	0	0	0	0	0	0	0
			Doctors degree - Professional Practice	0	0	0	0	0	0	0	0	0	0	0	0	0
			Doctors degree - Reseach/Scholarship	1	1	0	0	0	1	0	0	0	0	1	0	0
130601		Educational Eval/Research	Master's Degree	0	1	0	0	0	0	0	0	0	1	0	0	1
			Doctors degree - Professional Practice	0	0	0	0	0	0	0	0	0	0	0	0	0
			Doctors degree - Reseach/Scholarship	4	6	1	0	0	3	0	0	0	6	0	0	10
422806		Educational Psychology	Master's Degree	4	0	1	0	0	1	0	0	0	1	0	1	4
			Doctors degree - Professional Practice	0	0	0	0	0	0	0	0	0	0	0	0	0
			Doctors degree - Reseach/Scholarship	6	1	2	0	1	0	0	0	0	4	0	0	7
130404		Educational Supervision	Master's Degree	12	10	0	1	0	10	2	0	0	7	1	1	22
			Doctors degree - Professional Practice	0	0	0	0	0	0	0	0	0	0	0	0	0
			Doctors degree - Reseach/Scholarship	0	0	0	0	0	0	0	0	0	0	0	0	0
131202		Elementary Teacher Education	Master's Degree	31	7	0	0	1	7	2	0	0	22	1	5	38
			Doctors degree - Professional Practice	0	0	0	0	0	0	0	0	0	0	0	0	0
			Doctors degree - Reseach/Scholarship	0	0	0	0	0	0	0	0	0	0	0	0	0



Wayne State University
Graduate Degrees Awarded by Gender, Race/Ethnicity
IPEDS Award Year 2013

College	CIP Code	Program Classification	Award Category	F	M	Non-Resident Alien	American Indian or Alaskan Native	Asian	Black or African American	Hispanic or Latino	Native Hawaiian and Other Pacific Islander	White	2 or more races	Unknown	Grand Total	
ED Cont	131305	English Teacher Education	Master's Degree	1	0	0	0	0	0	0	0	1	0	0	1	
			Doctors degree - Professional Practice	0	0	0	0	0	0	0	0	0	0	0	0	0
			Doctors degree - Reseach/Scholarship	0	0	0	0	0	0	0	0	0	0	0	0	0
	131306	Foreign Languages Teacher Educ	Master's Degree	4	0	0	0	0	0	0	3	0	1	0	0	4
			Doctors degree - Professional Practice	0	0	0	0	0	0	0	0	0	0	0	0	0
			Doctors degree - Reseach/Scholarship	0	0	0	0	0	0	0	0	0	0	0	0	0
	131307	Health Teacher Education	Master's Degree	9	1	1	0	0	2	0	0	0	5	0	2	10
			Doctors degree - Professional Practice	0	0	0	0	0	0	0	0	0	0	0	0	0
			Doctors degree - Reseach/Scholarship	0	0	0	0	0	0	0	0	0	0	0	0	0
	131311	Mathematics Teacher Education	Master's Degree	7	2	0	0	0	2	0	0	0	5	1	1	9
			Doctors degree - Professional Practice	0	0	0	0	0	0	0	0	0	0	0	0	0
			Doctors degree - Reseach/Scholarship	0	0	0	0	0	0	0	0	0	0	0	0	0
	131314	Physical Education Tchg/Coach	Master's Degree	6	3	0	0	0	1	0	0	0	8	0	0	9
			Doctors degree - Professional Practice	0	0	0	0	0	0	0	0	0	0	0	0	0
			Doctors degree - Reseach/Scholarship	0	0	0	0	0	0	0	0	0	0	0	0	0
	131315	Reading Teacher Education	Master's Degree	7	1	0	0	0	1	2	0	0	5	0	0	8
			Doctors degree - Professional Practice	0	0	0	0	0	0	0	0	0	0	0	0	0
			Doctors degree - Reseach/Scholarship	2	0	1	0	0	0	0	0	0	0	1	0	0
	422805	School Psychology	Master's Degree	9	2	0	0	0	0	0	0	0	10	0	1	11
			Doctors degree - Professional Practice	0	0	0	0	0	0	0	0	0	0	0	0	0
			Doctors degree - Reseach/Scholarship	0	0	0	0	0	0	0	0	0	0	0	0	0
	131316	Science Teacher Education	Master's Degree	1	2	0	0	0	0	0	0	0	2	1	0	3
			Doctors degree - Professional Practice	0	0	0	0	0	0	0	0	0	0	0	0	0
			Doctors degree - Reseach/Scholarship	0	0	0	0	0	0	0	0	0	0	0	0	0
	131205	Secondary Teacher Education	Master's Degree	29	22	3	0	1	11	1	0	0	29	0	6	51
			Doctors degree - Professional Practice	0	0	0	0	0	0	0	0	0	0	0	0	0
			Doctors degree - Reseach/Scholarship	0	0	0	0	0	0	0	0	0	0	0	0	0
	131318	Social Studies Teacher Educ	Master's Degree	0	2	0	0	0	1	0	0	0	1	0	0	2
			Doctors degree - Professional Practice	0	0	0	0	0	0	0	0	0	0	0	0	0
			Doctors degree - Reseach/Scholarship	0	0	0	0	0	0	0	0	0	0	0	0	0
	131001	Special Education, General	Master's Degree	26	4	0	0	1	6	4	0	0	16	0	3	30
			Doctors degree - Professional Practice	0	0	0	0	0	0	0	0	0	0	0	0	0
			Doctors degree - Reseach/Scholarship	0	0	0	0	0	0	0	0	0	0	0	0	0
310504	Sport and Fitness Admin/Mgt	Master's Degree	6	7	1	0	0	3	0	0	0	7	0	2	13	
		Doctors degree - Professional Practice	0	0	0	0	0	0	0	0	0	0	0	0	0	
		Doctors degree - Reseach/Scholarship	0	0	0	0	0	0	0	0	0	0	0	0	0	
131319	Technical Teacher Education	Master's Degree	0	3	0	0	0	0	0	0	0	2	0	1	3	
		Doctors degree - Professional Practice	0	0	0	0	0	0	0	0	0	0	0	0	0	
		Doctors degree - Reseach/Scholarship	0	0	0	0	0	0	0	0	0	0	0	0	0	
512310	Vocational Rehab Counseling	Master's Degree	10	3	0	0	0	8	0	0	0	5	0	0	13	
		Doctors degree - Professional Practice	0	0	0	0	0	0	0	0	0	0	0	0	0	
		Doctors degree - Reseach/Scholarship	0	0	0	0	0	0	0	0	0	0	0	0	0	
ED Total			265	96	19	1	9	79	19	0	195	5	34	361		
EN	140501	Biomedical/Medical Engg	Master's Degree	14	32	16	0	7	0	0	0	20	1	2	46	
			Doctors degree - Professional Practice	0	0	0	0	0	0	0	0	0	0	0	0	0
			Doctors degree - Reseach/Scholarship	1	2	0	0	0	0	0	0	0	0	3	0	0
	140701	Chemical Engineering	Master's Degree	2	6	4	0	0	0	0	0	0	4	0	0	8
			Doctors degree - Professional Practice	0	0	0	0	0	0	0	0	0	0	0	0	0
			Doctors degree - Reseach/Scholarship	0	1	1	0	0	0	0	0	0	0	0	0	0
	140801	Civil Engineering, General	Master's Degree	5	20	5	0	0	2	1	0	0	16	0	1	25
			Doctors degree - Professional Practice	0	0	0	0	0	0	0	0	0	0	0	0	0
			Doctors degree - Reseach/Scholarship	1	1	0	0	0	0	0	0	0	0	2	0	0



Wayne State University
Graduate Degrees Awarded by Gender, Race/Ethnicity
IPEDS Award Year 2013

College	CIP Code	Program Classification	Award Category	F	M	Non-Resident Alien	American Indian or Alaskan Native	Asian	Black or African American	Hispanic or Latino	Native Hawaiian and Other Pacific Islander	White	2 or more races	Unknown	Grand Total	
EN Cont.	110101	Computer and Info Sci General	Master's Degree	7	28	23	0	1	2	1	0	8	0	0	35	
			Doctors degree - Professional Practice	0	0	0	0	0	0	0	0	0	0	0	0	0
			Doctors degree - Reseach/Scholarship	2	7	6	0	2	0	0	0	0	1	0	0	9
	140901	Computer Engineering	Master's Degree	2	6	5	0	1	0	0	0	0	2	0	0	8
			Doctors degree - Professional Practice	0	0	0	0	0	0	0	0	0	0	0	0	0
			Doctors degree - Reseach/Scholarship	0	4	3	0	0	0	0	0	0	1	0	0	4
	141001	Electrical/Electrnc/Comm Engg	Master's Degree	4	23	21	0	3	1	0	0	0	2	0	0	27
			Doctors degree - Professional Practice	0	0	0	0	0	0	0	0	0	0	0	0	0
			Doctors degree - Reseach/Scholarship	0	3	1	0	1	0	0	0	0	0	0	1	3
	151501	Engg/Industrial Management	Master's Degree	4	12	3	0	0	0	0	0	0	11	0	2	16
			Doctors degree - Professional Practice	0	0	0	0	0	0	0	0	0	0	0	0	0
			Doctors degree - Reseach/Scholarship	0	0	0	0	0	0	0	0	0	0	0	0	0
	150000	Engineering Technologies/Tech	Master's Degree	1	8	3	0	1	2	0	0	0	2	1	0	9
			Doctors degree - Professional Practice	0	0	0	0	0	0	0	0	0	0	0	0	0
			Doctors degree - Reseach/Scholarship	0	0	0	0	0	0	0	0	0	0	0	0	0
	149999	Engineering, Other	Master's Degree	3	11	2	0	2	2	1	0	0	7	0	0	14
			Doctors degree - Professional Practice	0	0	0	0	0	0	0	0	0	0	0	0	0
			Doctors degree - Reseach/Scholarship	0	0	0	0	0	0	0	0	0	0	0	0	0
	143501	Industrial Engineering	Master's Degree	3	11	5	0	2	3	0	0	0	4	0	0	14
			Doctors degree - Professional Practice	0	0	0	0	0	0	0	0	0	0	0	0	0
			Doctors degree - Reseach/Scholarship	2	5	6	0	0	0	0	0	0	1	0	0	7
	143601	Manufacturing Engineering	Master's Degree	0	1	1	0	0	0	0	0	0	0	0	0	1
			Doctors degree - Professional Practice	0	0	0	0	0	0	0	0	0	0	0	0	0
			Doctors degree - Reseach/Scholarship	0	0	0	0	0	0	0	0	0	0	0	0	0
	401001	Materials Science	Master's Degree	1	0	0	0	1	0	0	0	0	0	0	0	1
			Doctors degree - Professional Practice	0	0	0	0	0	0	0	0	0	0	0	0	0
			Doctors degree - Reseach/Scholarship	0	0	0	0	0	0	0	0	0	0	0	0	0
141901	Mechanical Engineering	Master's Degree	1	25	17	0	3	0	1	0	0	4	0	1	26	
		Doctors degree - Professional Practice	0	0	0	0	0	0	0	0	0	0	0	0	0	
		Doctors degree - Reseach/Scholarship	1	6	4	0	1	0	0	0	0	2	0	0	7	
EN Total			54	212	126	0	25	12	4	0	90	2	7	266		
FA	190905	Apparel & Textile Mkt Mgt	Master's Degree	1	0	0	0	0	0	0	0	1	0	0	1	
			Doctors degree - Professional Practice	0	0	0	0	0	0	0	0	0	0	0	0	0
			Doctors degree - Reseach/Scholarship	0	0	0	0	0	0	0	0	0	0	0	0	0
	500703	Art History/Criticism/Consrvtn	Master's Degree	4	1	0	0	0	0	0	0	0	4	0	1	5
			Doctors degree - Professional Practice	0	0	0	0	0	0	0	0	0	0	0	0	0
			Doctors degree - Reseach/Scholarship	0	0	0	0	0	0	0	0	0	0	0	0	0
	500701	Art, General	Master's Degree	6	3	0	0	0	1	0	0	0	8	0	0	9
			Doctors degree - Professional Practice	0	0	0	0	0	0	0	0	0	0	0	0	0
			Doctors degree - Reseach/Scholarship	0	0	0	0	0	0	0	0	0	0	0	0	0
	090101	Communications, Speech,Rhetor	Master's Degree	21	10	0	0	0	10	1	0	0	17	0	3	31
			Doctors degree - Professional Practice	0	0	0	0	0	0	0	0	0	0	0	0	0
			Doctors degree - Reseach/Scholarship	2	4	0	0	0	0	0	0	0	0	5	1	0
	302801	Dispute Resolution	Master's Degree	7	1	0	0	1	5	0	0	0	2	0	0	8
			Doctors degree - Professional Practice	0	0	0	0	0	0	0	0	0	0	0	0	0
			Doctors degree - Reseach/Scholarship	0	0	0	0	0	0	0	0	0	0	0	0	0
	500501	Drama/Theater Arts General	Master's Degree	2	4	1	1	0	1	0	0	0	3	0	0	6
			Doctors degree - Professional Practice	0	0	0	0	0	0	0	0	0	0	0	0	0
			Doctors degree - Reseach/Scholarship	0	1	0	0	0	0	0	0	0	1	0	0	1
500901	Music, General	Master's Degree	2	5	1	0	0	0	0	0	0	6	0	0	7	
		Doctors degree - Professional Practice	0	0	0	0	0	0	0	0	0	0	0	0	0	
		Doctors degree - Reseach/Scholarship	0	0	0	0	0	0	0	0	0	0	0	0	0	
FA Total			45	29	2	1	1	17	1	0	47	1	4	74		



Wayne State University
Graduate Degrees Awarded by Gender, Race/Ethnicity
IPEDS Award Year 2013

College	CIP Code	Program Classification	Award Category	F	M	Non-Resident Alien	American Indian or Alaskan Native	Asian	Black or African American	Hispanic or Latino	Native Hawaiian and Other Pacific Islander	White	2 or more races	Unknown	Grand Total	
GS	260204	Molecular Biology	Master's Degree	0	0	0	0	0	0	0	0	0	0	0	0	
			Doctors degree - Professional Practice	0	0	0	0	0	0	0	0	0	0	0	0	
			Doctors degree - Reseach/Scholarship	1	4	2	0	1	0	0	0	0	2	0	0	5
			Total	1	4	2	0	1	0	0	0	0	2	0	0	5
IS	250101	Info Sciencesence/Librarianship	Master's Degree	139	40	2	0	2	5	4	0	138	3	25	179	
			Doctors degree - Professional Practice	0	0	0	0	0	0	0	0	0	0	0	0	
			Doctors degree - Reseach/Scholarship	0	0	0	0	0	0	0	0	0	0	0	0	
			Total	139	40	2	0	2	5	4	0	138	3	25	179	
LS	450201	Anthropology	Master's Degree	6	2	0	0	0	1	0	0	7	0	0	8	
			Doctors degree - Professional Practice	0	0	0	0	0	0	0	0	0	0	0	0	
			Doctors degree - Reseach/Scholarship	4	1	0	0	0	3	0	0	0	2	0	0	5
	270301	Applied Mathematics, General	Master's Degree	4	1	2	0	0	0	0	0	0	3	0	0	5
			Doctors degree - Professional Practice	0	0	0	0	0	0	0	0	0	0	0	0	
			Doctors degree - Reseach/Scholarship	0	0	0	0	0	0	0	0	0	0	0	0	
	510202	Audiology/Hearing Sciences	Master's Degree	0	0	0	0	0	0	0	0	0	0	0	0	
			Doctors degree - Professional Practice	0	0	0	0	0	0	0	0	0	0	0	0	
			Doctors degree - Reseach/Scholarship	9	0	2	0	0	1	0	0	0	5	0	1	9
	260101	Biology, General	Master's Degree	5	5	3	0	0	0	1	0	0	5	1	0	10
			Doctors degree - Professional Practice	0	0	0	0	0	0	0	0	0	0	0	0	
			Doctors degree - Reseach/Scholarship	4	4	5	0	1	0	0	0	0	2	0	0	8
	400501	Chemistry, General	Master's Degree	5	3	5	0	1	1	0	0	0	1	0	0	8
			Doctors degree - Professional Practice	0	0	0	0	0	0	0	0	0	0	0	0	
			Doctors degree - Reseach/Scholarship	5	16	11	0	4	1	1	0	4	0	0	0	21
	040301	City/Urban, Comm/Region Plan'g	Master's Degree	8	4	1	0	0	3	1	0	0	6	0	1	12
			Doctors degree - Professional Practice	0	0	0	0	0	0	0	0	0	0	0	0	
			Doctors degree - Reseach/Scholarship	0	0	0	0	0	0	0	0	0	0	0	0	
	161200	Classics&Classical Lang & Lit	Master's Degree	1	2	0	0	0	0	1	0	0	2	0	0	3
Doctors degree - Professional Practice			0	0	0	0	0	0	0	0	0	0	0	0		
Doctors degree - Reseach/Scholarship			0	0	0	0	0	0	0	0	0	0	0	0		
510201	Communicatio Disorders	Master's Degree	31	3	2	0	1	0	0	0	0	31	0	0	34	
		Doctors degree - Professional Practice	0	0	0	0	0	0	0	0	0	0	0	0		
		Doctors degree - Reseach/Scholarship	2	0	1	0	0	0	0	0	0	1	0	0	2	
430104	Criminal Justice Studies	Master's Degree	17	3	1	0	0	8	1	0	0	8	1	1	20	
		Doctors degree - Professional Practice	0	0	0	0	0	0	0	0	0	0	0	0		
		Doctors degree - Reseach/Scholarship	0	0	0	0	0	0	0	0	0	0	0	0		
450601	Economics, General	Master's Degree	4	10	5	0	1	2	0	1	0	5	0	0	14	
		Doctors degree - Professional Practice	0	0	0	0	0	0	0	0	0	0	0	0		
		Doctors degree - Reseach/Scholarship	3	3	3	0	1	0	0	0	0	2	0	0	6	
230101	English Language/Lit General	Master's Degree	6	7	0	0	0	0	0	0	0	12	0	1	13	
		Doctors degree - Professional Practice	0	0	0	0	0	0	0	0	0	0	0	0		
		Doctors degree - Reseach/Scholarship	3	3	0	0	0	0	0	0	0	6	0	0	6	
190501	Foods and Nutrition & Wellness	Master's Degree	17	1	2	0	3	1	0	0	0	10	0	2	18	
		Doctors degree - Professional Practice	0	0	0	0	0	0	0	0	0	0	0	0		
		Doctors degree - Reseach/Scholarship	0	1	1	0	0	0	0	0	0	0	0	0	1	



Wayne State University
Graduate Degrees Awarded by Gender, Race/Ethnicity
IPEDS Award Year 2013

College	CIP Code	Program Classification	Award Category	F	M	Non-Resident Alien	American Indian or Alaskan Native	Asian	Black or African American	Hispanic or Latino	Native Hawaiian and Other Pacific Islander	White	2 or more races	Unknown	Grand Total
LS Cont.	160101	Foreign Langs/Lits General	Master's Degree	8	1	1	0	0	0	1	0	7	0	0	9
			Doctors degree - Professional Practice	0	0	0	0	0	0	0	0	0	0	0	0
			Doctors degree - Reseach/Scholarship	1	0	0	0	0	0	1	0	0	0	0	1
	400601	Geology	Master's Degree	0	1	0	0	0	0	0	0	1	0	0	1
			Doctors degree - Professional Practice	0	0	0	0	0	0	0	0	0	0	0	0
			Doctors degree - Reseach/Scholarship	0	0	0	0	0	0	0	0	0	0	0	0
	160501	German Language/Literature	Master's Degree	3	0	0	0	0	0	0	0	3	0	0	3
			Doctors degree - Professional Practice	0	0	0	0	0	0	0	0	0	0	0	0
			Doctors degree - Reseach/Scholarship	0	0	0	0	0	0	0	0	0	0	0	0
	540101	History	Master's Degree	1	8	0	0	0	0	0	0	9	0	0	9
			Doctors degree - Professional Practice	0	0	0	0	0	0	0	0	0	0	0	0
			Doctors degree - Reseach/Scholarship	1	2	1	0	0	0	0	0	2	0	0	3
	422804	Indust & Organiz Psychology	Master's Degree	4	5	1	0	1	0	0	0	6	0	1	9
			Doctors degree - Professional Practice	0	0	0	0	0	0	0	0	0	0	0	0
			Doctors degree - Reseach/Scholarship	0	0	0	0	0	0	0	0	0	0	0	0
	521002	Labor/Personnel Relat & Stud	Master's Degree	9	2	0	0	0	5	0	0	4	0	2	11
			Doctors degree - Professional Practice	0	0	0	0	0	0	0	0	0	0	0	0
			Doctors degree - Reseach/Scholarship	0	0	0	0	0	0	0	0	0	0	0	0
	250101	Info Sciencesece/Librarianship	Master's Degree	0	1	0	0	0	0	0	0	1	0	0	1
			Doctors degree - Professional Practice	0	0	0	0	0	0	0	0	0	0	0	0
			Doctors degree - Reseach/Scholarship	0	0	0	0	0	0	0	0	0	0	0	0
	160102	Linguistics	Master's Degree	3	1	1	0	0	1	0	0	2	0	0	4
			Doctors degree - Professional Practice	0	0	0	0	0	0	0	0	0	0	0	0
			Doctors degree - Reseach/Scholarship	0	0	0	0	0	0	0	0	0	0	0	0
	270101	Mathematics	Master's Degree	1	7	0	0	1	0	0	0	7	0	0	8
			Doctors degree - Professional Practice	0	0	0	0	0	0	0	0	0	0	0	0
			Doctors degree - Reseach/Scholarship	1	2	3	0	0	0	0	0	0	0	0	3
	161199	Mid/Near East&Semitic Lang/Lit	Master's Degree	4	1	1	0	0	0	0	0	3	1	0	5
			Doctors degree - Professional Practice	0	0	0	0	0	0	0	0	0	0	0	0
			Doctors degree - Reseach/Scholarship	0	0	0	0	0	0	0	0	0	0	0	0
	261201	Molecular Biotechnology	Master's Degree	1	3	2	0	0	0	0	0	2	0	0	4
			Doctors degree - Professional Practice	0	0	0	0	0	0	0	0	0	0	0	0
			Doctors degree - Reseach/Scholarship	0	0	0	0	0	0	0	0	0	0	0	0
	309999	Multi/Interdisc Studies, Other	Master's Degree	2	0	0	0	0	1	0	0	1	0	0	2
			Doctors degree - Professional Practice	0	0	0	0	0	0	0	0	0	0	0	0
			Doctors degree - Reseach/Scholarship	0	0	0	0	0	0	0	0	0	0	0	0
	380101	Philosophy	Master's Degree	2	1	0	0	0	0	1	0	2	0	0	3
			Doctors degree - Professional Practice	0	0	0	0	0	0	0	0	0	0	0	0
			Doctors degree - Reseach/Scholarship	0	0	0	0	0	0	0	0	0	0	0	0
	400801	Physics, General	Master's Degree	1	9	3	0	1	0	0	0	5	1	0	10
			Doctors degree - Professional Practice	0	0	0	0	0	0	0	0	0	0	0	0
			Doctors degree - Reseach/Scholarship	3	3	4	0	2	0	0	0	0	0	0	6
	451001	Politicial Science General	Master's Degree	3	2	0	0	0	1	0	0	4	0	0	5
			Doctors degree - Professional Practice	0	0	0	0	0	0	0	0	0	0	0	0
			Doctors degree - Reseach/Scholarship	1	2	2	0	0	0	0	1	0	0	3	
	420101	Psychology	Master's Degree	15	8	1	0	2	1	1	0	16	1	1	23
			Doctors degree - Professional Practice	0	0	0	0	0	0	0	0	0	0	0	0
			Doctors degree - Reseach/Scholarship	14	4	1	0	0	2	0	0	15	0	0	18
	440401	Public Administration	Master's Degree	15	4	0	0	0	3	0	0	13	1	2	19
			Doctors degree - Professional Practice	0	0	0	0	0	0	0	0	0	0	0	0
			Doctors degree - Reseach/Scholarship	0	0	0	0	0	0	0	0	0	0	0	0



Wayne State University
Graduate Degrees Awarded by Gender, Race/Ethnicity
IPEDS Award Year 2013

College	CIP Code	Program Classification	Award Category	F	M	Non-Resident Alien	American Indian or Alaskan Native	Asian	Black or African American	Hispanic or Latino	Native Hawaiian and Other Pacific Islander	White	2 or more races	Unknown	Grand Total	
LS Cont.	131316	Science Teacher Education	Master's Degree	3	2	0	0	0	0	0	0	3	0	2	5	
			Doctors degree - Professional Practice	0	0	0	0	0	0	0	0	0	0	0	0	0
			Doctors degree - Reseach/Scholarship	0	0	0	0	0	0	0	0	0	0	0	0	0
	451101	Sociology	Master's Degree	6	1	0	0	0	4	1	0	2	0	0	7	
			Doctors degree - Professional Practice	0	0	0	0	0	0	0	0	0	0	0	0	
			Doctors degree - Reseach/Scholarship	1	1	0	0	0	1	0	1	0	1	0	2	
	270501	Statistic, General	Master's Degree	4	4	5	0	0	1	0	2	0	2	0	8	
			Doctors degree - Professional Practice	0	0	0	0	0	0	0	0	0	0	0	0	
			Doctors degree - Reseach/Scholarship	0	0	0	0	0	0	0	0	0	0	0	0	
	LS Total				241	144	70	0	19	40	11	1	224	6	14	385
	LW	220205	Banking,Corporate,Finance,Secu	Master's Degree	1	0	0	0	0	0	0	0	0	0	1	1
				Doctors degree - Professional Practice	0	0	0	0	0	0	0	0	0	0	0	0
Doctors degree - Reseach/Scholarship				0	0	0	0	0	0	0	0	0	0	0	0	
220101		Law (LL.B. J.D.)	Master's Degree	0	0	0	0	0	0	0	0	0	0	0	0	
			Doctors degree - Professional Practice	64	108	6	2	13	5	6	0	126	2	12	172	
			Doctors degree - Reseach/Scholarship	0	0	0	0	0	0	0	0	0	0	0	0	
220211		Tax Law/Taxation	Master's Degree	0	1	0	0	0	0	0	0	0	1	0	1	
			Doctors degree - Professional Practice	0	0	0	0	0	0	0	0	0	0	0	0	
			Doctors degree - Reseach/Scholarship	0	0	0	0	0	0	0	0	0	0	0	0	
LW Total				65	109	6	2	13	5	6	0	127	2	13	174	
MD		260403	Anatomy	Master's Degree	1	0	0	0	0	0	0	0	1	0	0	1
				Doctors degree - Professional Practice	0	0	0	0	0	0	0	0	0	0	0	0
	Doctors degree - Reseach/Scholarship			3	1	1	0	1	0	0	0	2	0	0	4	
	260210	Biochemistry&Molecular Biology	Master's Degree	2	5	3	0	0	0	0	0	3	0	1	7	
			Doctors degree - Professional Practice	0	0	0	0	0	0	0	0	0	0	0	0	
			Doctors degree - Reseach/Scholarship	1	0	0	0	0	0	0	0	1	0	0	1	
	269999	Biological & Biomedical Sci	Master's Degree	9	19	1	1	7	0	0	0	14	1	4	28	
			Doctors degree - Professional Practice	0	0	0	0	0	0	0	0	0	0	0	0	
			Doctors degree - Reseach/Scholarship	0	0	0	0	0	0	0	0	0	0	0	0	
	511509	Genetic Counseling	Master's Degree	4	1	0	0	0	0	0	0	5	0	0	5	
			Doctors degree - Professional Practice	0	0	0	0	0	0	0	0	0	0	0	0	
			Doctors degree - Reseach/Scholarship	0	0	0	0	0	0	0	0	0	0	0	0	
	512205	Health Physics/Radiolog Health	Master's Degree	1	11	1	0	1	0	0	0	7	0	3	12	
			Doctors degree - Professional Practice	0	0	0	0	0	0	0	0	0	0	0	0	
			Doctors degree - Reseach/Scholarship	0	1	1	0	0	0	0	0	0	0	0	1	
	260507	Immunology and Microbiology	Master's Degree	0	0	0	0	0	0	0	0	0	0	0	0	
			Doctors degree - Professional Practice	0	0	0	0	0	0	0	0	0	0	0	0	
			Doctors degree - Reseach/Scholarship	1	2	0	0	1	0	0	0	2	0	0	3	
	512003	Med Pharmacol & Pharmaceut Sci	Master's Degree	0	0	0	0	0	0	0	0	0	0	0	0	
			Doctors degree - Professional Practice	0	0	0	0	0	0	0	0	0	0	0	0	
			Doctors degree - Reseach/Scholarship	1	0	1	0	0	0	0	0	0	0	0	1	
	511401	Medical Scientist	Master's Degree	1	0	0	0	1	0	0	0	0	0	0	1	
			Doctors degree - Professional Practice	0	0	0	0	0	0	0	0	0	0	0	0	
			Doctors degree - Reseach/Scholarship	0	0	0	0	0	0	0	0	0	0	0	0	
511201	Medicine	Master's Degree	0	0	0	0	0	0	0	0	0	0	0	0		
		Doctors degree - Professional Practice	101	150	14	0	51	13	4	0	148	5	16	251		
		Doctors degree - Reseach/Scholarship	0	0	0	0	0	0	0	0	0	0	0	0		
260911	Oncology and Cancer Biology	Master's Degree	1	0	1	0	0	0	0	0	0	0	0	1		
		Doctors degree - Professional Practice	0	0	0	0	0	0	0	0	0	0	0	0		
		Doctors degree - Reseach/Scholarship	3	2	2	0	0	0	0	0	3	0	0	5		



Wayne State University
Graduate Degrees Awarded by Gender, Race/Ethnicity
IPEDS Award Year 2013

College	CIP Code	Program Classification	Award Category	F	M	Non-Resident Alien	American Indian or Alaskan Native	Asian	Black or African American	Hispanic or Latino	Native Hawaiian and Other Pacific Islander	White	2 or more races	Unknown	Grand Total	
MD Cont.	260910	Pathology/Experimental Path	Master's Degree	0	0	0	0	0	0	0	0	0	0	0	0	
			Doctors degree - Professional Practice	0	0	0	0	0	0	0	0	0	0	0	0	0
			Doctors degree - Reseach/Scholarship	1	1	2	0	0	0	0	0	0	0	0	0	2
	260901	Physiology	Master's Degree	4	2	1	0	1	0	0	0	0	3	1	0	6
			Doctors degree - Professional Practice	0	0	0	0	0	0	0	0	0	0	0	0	0
			Doctors degree - Reseach/Scholarship	1	0	0	0	0	0	0	0	0	1	0	0	1
	512201	Public Health, General	Master's Degree	9	5	2	1	3	0	1	0	6	0	1	14	
			Doctors degree - Professional Practice	0	0	0	0	0	0	0	0	0	0	0	0	0
			Doctors degree - Reseach/Scholarship	0	0	0	0	0	0	0	0	0	0	0	0	0
	MD Total			144	200	30	2	66	13	5	0	196	7	25	344	
	NU	513803	Adult Health Nurse	Master's Degree	63	4	0	1	3	12	1	0	45	0	5	67
				Doctors degree - Professional Practice	0	0	0	0	0	0	0	0	0	0	0	0
Doctors degree - Reseach/Scholarship				0	0	0	0	0	0	0	0	0	0	0	0	0
513806		Mat/Child Hlth&Neonat Nur	Master's Degree	33	1	0	0	0	4	2	0	27	0	1	34	
			Doctors degree - Professional Practice	0	0	0	0	0	0	0	0	0	0	0	0	0
			Doctors degree - Reseach/Scholarship	0	0	0	0	0	0	0	0	0	0	0	0	0
513808		Nursing Science	Master's Degree	0	0	0	0	0	0	0	0	0	0	0	0	0
			Doctors degree - Professional Practice	10	1	0	0	1	4	0	0	6	0	0	11	
			Doctors degree - Reseach/Scholarship	11	0	1	1	0	5	0	0	4	0	0	11	
513810		Psychiatric Mental Hlth Nur	Master's Degree	10	1	0	0	2	1	1	0	6	0	1	11	
			Doctors degree - Professional Practice	0	0	0	0	0	0	0	0	0	0	0	0	
			Doctors degree - Reseach/Scholarship	0	0	0	0	0	0	0	0	0	0	0	0	
513811		Public Hlth Comm Nurse	Master's Degree	6	0	1	0	0	1	0	0	3	0	1	6	
			Doctors degree - Professional Practice	0	0	0	0	0	0	0	0	0	0	0	0	
			Doctors degree - Reseach/Scholarship	0	0	0	0	0	0	0	0	0	0	0	0	
NU Total				133	7	2	2	6	27	4	0	91	0	8	140	
PA		512003	Med Pharmacol & Pharmaceut Sci	Master's Degree	1	0	0	0	0	0	0	0	1	0	0	1
				Doctors degree - Professional Practice	0	0	0	0	0	0	0	0	0	0	0	0
	Doctors degree - Reseach/Scholarship			1	2	3	0	0	0	0	0	0	0	0	0	3
	513804	Nurse Anesthetist	Master's Degree	7	4	0	0	1	2	0	0	7	0	1	11	
			Doctors degree - Professional Practice	0	0	0	0	0	0	0	0	0	0	0	0	
			Doctors degree - Reseach/Scholarship	0	0	0	0	0	0	0	0	0	0	0	0	
	512206	Occupat Hlth & Indust Hygiene	Master's Degree	5	5	1	1	1	1	0	0	6	0	0	10	
			Doctors degree - Professional Practice	0	0	0	0	0	0	0	0	0	0	0	0	
			Doctors degree - Reseach/Scholarship	0	0	0	0	0	0	0	0	0	0	0	0	
	512306	Occupational Therapy	Master's Degree	26	4	0	0	2	4	1	0	23	0	0	30	
			Doctors degree - Professional Practice	0	0	0	0	0	0	0	0	0	0	0	0	
			Doctors degree - Reseach/Scholarship	0	0	0	0	0	0	0	0	0	0	0	0	
	512001	Pharmacy	Master's Degree	0	0	0	0	0	0	0	0	0	0	0	0	
			Doctors degree - Professional Practice	47	32	11	0	12	1	1	0	43	0	11	79	
			Doctors degree - Reseach/Scholarship	0	0	0	0	0	0	0	0	0	0	0	0	
	512308	Physical Therapy	Master's Degree	0	0	0	0	0	0	0	0	0	0	0	0	
			Doctors degree - Professional Practice	32	9	2	0	7	0	0	0	29	0	3	41	
			Doctors degree - Reseach/Scholarship	0	0	0	0	0	0	0	0	0	0	0	0	
510912	Physician Assistant Studies	Master's Degree	36	7	1	0	2	0	0	0	38	1	1	43		
		Doctors degree - Professional Practice	0	0	0	0	0	0	0	0	0	0	0	0		
		Doctors degree - Reseach/Scholarship	0	0	0	0	0	0	0	0	0	0	0	0		
PA Total			155	63	18	1	25	8	2	0	147	1	16	218		
SW	440701	Social Work	Master's Degree	270	31	15	1	3	74	7	0	177	4	20	301	
			Doctors degree - Professional Practice	0	0	0	0	0	0	0	0	0	0	0	0	
			Doctors degree - Reseach/Scholarship	2	0	1	0	0	0	0	0	1	0	0	2	
SW Total			272	31	16	1	3	74	7	0	178	4	20	303		
Grand Total			1,648	1,085	330	13	196	324	65	1	1,584	33	187	2,733		



Wayne State University
Graduate Degrees Awarded by Gender, Race/Ethnicity
IPEDS Award Year 2014

College	CIP Code	Program Classification	Award Category	F	M	Non-Resident Alien	American Indian or Alaskan Native	Asian	Black or African American	Hispanic or Latino	Native Hawaiian and Other Pacific Islander	White	2 or more races	Unknown	Grand Total	
BA	520301	Accounting	Master's Degree	19	16	11	0	1	5	0	0	14	2	2	35	
			Doctors degree - Professional Practice	0	0	0	0	0	0	0	0	0	0	0	0	0
			Doctors degree - Reseach/Scholarship	0	0	0	0	0	0	0	0	0	0	0	0	0
	520201	Business Admin & Mgt, Gen	Master's Degree	71	112	15	1	13	19	5	0	114	1	15	183	
			Doctors degree - Professional Practice	0	0	0	0	0	0	0	0	0	0	0	0	0
			Doctors degree - Reseach/Scholarship	0	1	1	0	0	0	0	0	0	0	0	0	1
	521601	Taxation	Master's Degree	2	5	0	0	0	3	0	0	4	0	0	7	
			Doctors degree - Professional Practice	0	0	0	0	0	0	0	0	0	0	0	0	0
			Doctors degree - Reseach/Scholarship	0	0	0	0	0	0	0	0	0	0	0	0	0
	BA Total			92	134	27	1	14	27	5	0	132	3	17	226	
	ED	131302	Art Teacher Education	Master's Degree	7	2	0	0	0	1	0	0	5	0	3	9
				Doctors degree - Professional Practice	0	0	0	0	0	0	0	0	0	0	0	0
Doctors degree - Reseach/Scholarship				0	0	0	0	0	0	0	0	0	0	0	0	0
130201		Bilingual & Multilingual Educ	Master's Degree	15	2	0	0	0	0	2	0	14	0	1	17	
			Doctors degree - Professional Practice	0	0	0	0	0	0	0	0	0	0	0	0	0
			Doctors degree - Reseach/Scholarship	0	0	0	0	0	0	0	0	0	0	0	0	0
422803		Counseling Psychology	Master's Degree	10	1	0	0	0	2	1	0	7	0	1	11	
			Doctors degree - Professional Practice	0	0	0	0	0	0	0	0	0	0	0	0	0
			Doctors degree - Reseach/Scholarship	0	0	0	0	0	0	0	0	0	0	0	0	0
131101		Counselor Educ/Guidance Svcs	Master's Degree	25	3	1	0	3	7	0	0	11	2	4	28	
			Doctors degree - Professional Practice	0	0	0	0	0	0	0	0	0	0	0	0	0
			Doctors degree - Reseach/Scholarship	1	1	0	0	1	1	0	0	0	0	0	2	0
130301		Curriculum and Instruction	Master's Degree	0	0	0	0	0	0	0	0	0	0	0	0	0
			Doctors degree - Professional Practice	0	0	0	0	0	0	0	0	0	0	0	0	0
			Doctors degree - Reseach/Scholarship	1	3	2	0	0	1	0	0	0	1	0	0	4
131210		Early Childhood Education	Master's Degree	5	0	1	0	0	0	1	0	3	0	0	5	
			Doctors degree - Professional Practice	0	0	0	0	0	0	0	0	0	0	0	0	0
			Doctors degree - Reseach/Scholarship	0	0	0	0	0	0	0	0	0	0	0	0	0
130501		Educ/Instruc Media Design	Master's Degree	16	7	0	0	0	9	1	0	11	0	2	23	
			Doctors degree - Professional Practice	0	0	0	0	0	0	0	0	0	0	0	0	0
			Doctors degree - Reseach/Scholarship	6	0	1	0	0	1	0	0	0	4	0	0	6
130401		Education Leadership & Admin	Master's Degree	0	0	0	0	0	0	0	0	0	0	0	0	0
			Doctors degree - Professional Practice	0	0	0	0	0	0	0	0	0	0	0	0	0
			Doctors degree - Reseach/Scholarship	1	2	0	0	0	0	0	0	0	1	0	2	3
130601		Educational Eval/Research	Master's Degree	1	0	0	0	0	0	0	0	1	0	0	1	
			Doctors degree - Professional Practice	0	0	0	0	0	0	0	0	0	0	0	0	0
			Doctors degree - Reseach/Scholarship	3	5	1	0	0	3	0	0	4	0	0	0	8
422806		Educational Psychology	Master's Degree	10	2	2	0	0	1	1	0	8	0	0	12	
			Doctors degree - Professional Practice	0	0	0	0	0	0	0	0	0	0	0	0	0
			Doctors degree - Reseach/Scholarship	4	3	1	0	0	0	0	0	5	1	0	7	
130404		Educational Supervision	Master's Degree	20	14	1	0	0	13	2	0	15	0	3	34	
			Doctors degree - Professional Practice	0	0	0	0	0	0	0	0	0	0	0	0	0
			Doctors degree - Reseach/Scholarship	0	0	0	0	0	0	0	0	0	0	0	0	0
131202		Elementary Teacher Education	Master's Degree	37	5	1	0	2	15	1	0	22	1	0	42	
			Doctors degree - Professional Practice	0	0	0	0	0	0	0	0	0	0	0	0	0
			Doctors degree - Reseach/Scholarship	0	0	0	0	0	0	0	0	0	0	0	0	0



Wayne State University
Graduate Degrees Awarded by Gender, Race/Ethnicity
IPEDS Award Year 2014

College	CIP Code	Program Classification	Award Category	F	M	Non-Resident Alien	American Indian or Alaskan Native	Asian	Black or African American	Hispanic or Latino	Native Hawaiian and Other Pacific Islander	White	2 or more races	Unknown	Grand Total	
ED Cont.	131307	Health Teacher Education	Master's Degree	8	2	0	0	0	4	1	0	5	0	0	10	
			Doctors degree - Professional Practice	0	0	0	0	0	0	0	0	0	0	0	0	0
			Doctors degree - Reseach/Scholarship	0	0	0	0	0	0	0	0	0	0	0	0	0
	131311	Mathematics Teacher Education	Master's Degree	1	2	0	0	1	1	0	0	0	1	0	0	3
			Doctors degree - Professional Practice	0	0	0	0	0	0	0	0	0	0	0	0	0
			Doctors degree - Reseach/Scholarship	0	0	0	0	0	0	0	0	0	0	0	0	0
	131314	Physical Education Tchg/Coach	Master's Degree	11	8	1	0	0	2	1	0	0	14	0	1	19
			Doctors degree - Professional Practice	0	0	0	0	0	0	0	0	0	0	0	0	0
			Doctors degree - Reseach/Scholarship	0	0	0	0	0	0	0	0	0	0	0	0	0
	131315	Reading Teacher Education	Master's Degree	13	0	0	1	0	4	0	0	0	7	0	1	13
			Doctors degree - Professional Practice	0	0	0	0	0	0	0	0	0	0	0	0	0
			Doctors degree - Reseach/Scholarship	0	0	0	0	0	0	0	0	0	0	0	0	0
	422805	School Psychology	Master's Degree	12	1	0	1	0	0	0	0	0	12	0	0	13
			Doctors degree - Professional Practice	0	0	0	0	0	0	0	0	0	0	0	0	0
			Doctors degree - Reseach/Scholarship	0	0	0	0	0	0	0	0	0	0	0	0	0
	131316	Science Teacher Education	Master's Degree	4	0	0	0	0	1	0	0	0	2	0	1	4
			Doctors degree - Professional Practice	0	0	0	0	0	0	0	0	0	0	0	0	0
			Doctors degree - Reseach/Scholarship	0	0	0	0	0	0	0	0	0	0	0	0	0
	131205	Secondary Teacher Education	Master's Degree	33	27	0	0	0	15	2	0	0	39	0	4	60
			Doctors degree - Professional Practice	0	0	0	0	0	0	0	0	0	0	0	0	0
			Doctors degree - Reseach/Scholarship	0	0	0	0	0	0	0	0	0	0	0	0	0
	131318	Social Studies Teacher Educ	Master's Degree	1	3	0	0	0	1	0	0	0	2	0	1	4
			Doctors degree - Professional Practice	0	0	0	0	0	0	0	0	0	0	0	0	0
			Doctors degree - Reseach/Scholarship	0	0	0	0	0	0	0	0	0	0	0	0	0
	131001	Special Education, General	Master's Degree	36	6	1	0	1	8	1	0	0	27	0	4	42
			Doctors degree - Professional Practice	0	0	0	0	0	0	0	0	0	0	0	0	0
			Doctors degree - Reseach/Scholarship	3	1	0	0	0	1	0	0	0	0	2	0	1
310504	Sport and Fitness Admin/Mgt	Master's Degree	10	13	1	0	0	4	0	0	0	17	1	0	23	
		Doctors degree - Professional Practice	0	0	0	0	0	0	0	0	0	0	0	0	0	
		Doctors degree - Reseach/Scholarship	0	0	0	0	0	0	0	0	0	0	0	0	0	
131319	Technical Teacher Education	Master's Degree	2	2	0	0	0	0	0	0	0	3	0	1	4	
		Doctors degree - Professional Practice	0	0	0	0	0	0	0	0	0	0	0	0	0	
		Doctors degree - Reseach/Scholarship	0	0	0	0	0	0	0	0	0	0	0	0	0	
512310	Vocational Rehab Counseling	Master's Degree	11	6	2	0	0	11	0	0	0	3	0	1	17	
		Doctors degree - Professional Practice	0	0	0	0	0	0	0	0	0	0	0	0	0	
		Doctors degree - Reseach/Scholarship	0	0	0	0	0	0	0	0	0	0	0	0	0	
ED Total			307	121	16	2	8	106	14	0	246	5	31	428		
EN	140501	Biomedical/Medical Engg	Master's Degree	16	35	18	0	10	1	1	0	20	0	1	51	
			Doctors degree - Professional Practice	0	0	0	0	0	0	0	0	0	0	0	0	0
			Doctors degree - Reseach/Scholarship	1	2	2	0	0	0	0	0	0	0	1	0	0
	140701	Chemical Engineering	Master's Degree	0	2	2	0	0	0	0	0	0	0	0	0	2
			Doctors degree - Professional Practice	0	0	0	0	0	0	0	0	0	0	0	0	0
			Doctors degree - Reseach/Scholarship	2	3	3	0	1	0	0	0	0	0	1	0	0
	140801	Civil Engineering, General	Master's Degree	8	18	7	0	2	1	0	0	0	15	0	1	26
			Doctors degree - Professional Practice	0	0	0	0	0	0	0	0	0	0	0	0	0
			Doctors degree - Reseach/Scholarship	1	3	2	0	0	0	0	0	0	0	2	0	0
	110101	Computer and Info Sci General	Master's Degree	12	25	25	0	5	1	0	0	0	6	0	0	37
			Doctors degree - Professional Practice	0	0	0	0	0	0	0	0	0	0	0	0	0
			Doctors degree - Reseach/Scholarship	3	5	6	0	1	0	0	0	0	0	1	0	0



Wayne State University
Graduate Degrees Awarded by Gender, Race/Ethnicity
IPEDS Award Year 2014

College	CIP Code	Program Classification	Award Category	F	M	Non-Resident Alien	American Indian or Alaskan Native	Asian	Black or African American	Hispanic or Latino	Native Hawaiian and Other Pacific Islander	White	2 or more races	Unknown	Grand Total		
EN Cont.	140901	Computer Engineering	Master's Degree	0	5	2	0	0	0	0	0	3	0	0	5		
			Doctors degree - Professional Practice	0	0	0	0	0	0	0	0	0	0	0	0	0	
			Doctors degree - Reseach/Scholarship	0	6	4	0	0	0	0	0	0	1	0	1	6	
	141001	Electrical/Electrnc/Comm Engg	Master's Degree	2	10	10	0	1	0	0	0	0	0	1	0	12	
			Doctors degree - Professional Practice	0	0	0	0	0	0	0	0	0	0	0	0	0	
			Doctors degree - Reseach/Scholarship	0	11	3	0	5	0	0	0	0	2	0	1	11	
	151501	Engg/Industrial Management	Master's Degree	4	17	0	0	2	3	0	0	0	13	0	3	21	
			Doctors degree - Professional Practice	0	0	0	0	0	0	0	0	0	0	0	0	0	
			Doctors degree - Reseach/Scholarship	0	0	0	0	0	0	0	0	0	0	0	0	0	
	150000	Engineering Technologies/Tech	Master's Degree	1	7	1	0	1	4	0	0	0	1	0	1	8	
			Doctors degree - Professional Practice	0	0	0	0	0	0	0	0	0	0	0	0	0	
			Doctors degree - Reseach/Scholarship	0	0	0	0	0	0	0	0	0	0	0	0	0	
	149999	Engineering, Other	Master's Degree	2	6	3	0	2	0	0	0	0	3	0	0	8	
			Doctors degree - Professional Practice	0	0	0	0	0	0	0	0	0	0	0	0	0	
			Doctors degree - Reseach/Scholarship	0	0	0	0	0	0	0	0	0	0	0	0	0	
	143501	Industrial Engineering	Master's Degree	8	16	16	0	3	3	0	0	0	2	0	0	24	
			Doctors degree - Professional Practice	0	0	0	0	0	0	0	0	0	0	0	0	0	
			Doctors degree - Reseach/Scholarship	3	3	0	0	2	0	0	0	0	4	0	0	6	
	143601	Manufacturing Engineering	Master's Degree	0	3	3	0	0	0	0	0	0	0	0	0	3	
			Doctors degree - Professional Practice	0	0	0	0	0	0	0	0	0	0	0	0	0	
			Doctors degree - Reseach/Scholarship	0	0	0	0	0	0	0	0	0	0	0	0	0	
	401001	Materials Science	Master's Degree	1	0	0	0	1	0	0	0	0	0	0	0	1	
			Doctors degree - Professional Practice	0	0	0	0	0	0	0	0	0	0	0	0	0	
			Doctors degree - Reseach/Scholarship	1	2	2	0	1	0	0	0	0	0	0	0	3	
	141901	Mechanical Engineering	Master's Degree	2	37	24	0	6	0	0	0	0	8	0	1	39	
			Doctors degree - Professional Practice	0	0	0	0	0	0	0	0	0	0	0	0	0	
			Doctors degree - Reseach/Scholarship	3	7	4	0	3	1	0	0	0	2	0	0	10	
	EN Total			70	223	137	0	46	14	1	0	85	1	9	293		
	FA	500703	Art History/Criticism/Consrvtn	Master's Degree	2	0	0	0	0	0	0	0	2	0	0	2	
				Doctors degree - Professional Practice	0	0	0	0	0	0	0	0	0	0	0	0	0
				Doctors degree - Reseach/Scholarship	0	0	0	0	0	0	0	0	0	0	0	0	0
		500701	Art, General	Master's Degree	5	4	1	0	1	0	0	0	0	7	0	0	9
				Doctors degree - Professional Practice	0	0	0	0	0	0	0	0	0	0	0	0	0
				Doctors degree - Reseach/Scholarship	0	0	0	0	0	0	0	0	0	0	0	0	0
		090101	Communications, Speech,Rhetor	Master's Degree	20	6	0	0	1	5	1	0	0	13	1	5	26
				Doctors degree - Professional Practice	0	0	0	0	0	0	0	0	0	0	0	0	0
				Doctors degree - Reseach/Scholarship	3	1	1	0	0	1	0	0	0	2	0	0	4
		302801	Dispute Resolution	Master's Degree	6	1	0	0	0	4	0	0	0	2	0	1	7
				Doctors degree - Professional Practice	0	0	0	0	0	0	0	0	0	0	0	0	0
				Doctors degree - Reseach/Scholarship	0	0	0	0	0	0	0	0	0	0	0	0	0
500501		Drama/Theater Arts General	Master's Degree	10	7	0	0	0	0	0	0	0	16	1	0	17	
			Doctors degree - Professional Practice	0	0	0	0	0	0	0	0	0	0	0	0	0	
			Doctors degree - Reseach/Scholarship	2	1	0	0	0	0	0	0	0	3	0	0	3	
500901	Music, General	Master's Degree	2	8	1	0	0	0	0	0	0	8	0	1	10		
		Doctors degree - Professional Practice	0	0	0	0	0	0	0	0	0	0	0	0	0		
		Doctors degree - Reseach/Scholarship	0	0	0	0	0	0	0	0	0	0	0	0	0		
FA Total			50	28	3	0	2	10	1	0	53	2	7	78			
GS	260204	Molecular Biology	Master's Degree	0	0	0	0	0	0	0	0	0	0	0	0		
			Doctors degree - Professional Practice	0	0	0	0	0	0	0	0	0	0	0	0	0	
			Doctors degree - Reseach/Scholarship	3	0	1	0	1	0	0	0	0	1	0	0	3	
GS Total			3	0	1	0	1	0	0	0	1	0	0	3			



Wayne State University
Graduate Degrees Awarded by Gender, Race/Ethnicity
IPEDS Award Year 2014

College	CIP Code	Program Classification	Award Category	F	M	Non-Resident Alien	American Indian or Alaskan Native	Asian	Black or African American	Hispanic or Latino	Native Hawaiian and Other Pacific Islander	White	2 or more races	Unknown	Grand Total
IS	250101	Info Sciences/Librarianship	Master's Degree	138	43	2	0	1	7	3	0	144	3	21	181
			Doctors degree - Professional Practice	0	0	0	0	0	0	0	0	0	0	0	0
			Doctors degree - Reseach/Scholarship	0	0	0	0	0	0	0	0	0	0	0	0
			IS Total	138	43	2	0	1	7	3	0	144	3	21	181
LS	450201	Anthropology	Master's Degree	8	3	0	0	0	1	0	0	7	2	1	11
			Doctors degree - Professional Practice	0	0	0	0	0	0	0	0	0	0	0	0
	270301	Applied Mathematics, General	Doctors degree - Reseach/Scholarship	1	2	0	0	0	1	0	0	2	0	0	3
			Master's Degree	4	2	0	0	0	1	0	0	0	4	0	1
			Doctors degree - Professional Practice	0	0	0	0	0	0	0	0	0	0	0	0
			Doctors degree - Reseach/Scholarship	0	0	0	0	0	0	0	0	0	0	0	0
	510202	Audiology/Hearing Sciences	Master's Degree	0	0	0	0	0	0	0	0	0	0	0	0
			Doctors degree - Professional Practice	0	0	0	0	0	0	0	0	0	0	0	0
			Doctors degree - Reseach/Scholarship	3	1	0	0	0	0	0	0	3	0	1	4
			Master's Degree	7	4	2	1	0	0	1	0	6	0	1	11
	260101	Biology, General	Doctors degree - Professional Practice	0	0	0	0	0	0	0	0	0	0	0	0
			Doctors degree - Reseach/Scholarship	1	1	1	0	1	0	0	0	0	0	0	2
	400501	Chemistry, General	Master's Degree	3	1	4	0	0	0	0	0	0	0	0	4
			Doctors degree - Professional Practice	0	0	0	0	0	0	0	0	0	0	0	0
			Doctors degree - Reseach/Scholarship	14	11	13	0	6	1	0	0	5	0	0	25
			Master's Degree	8	13	0	0	1	4	0	0	15	0	1	21
			Doctors degree - Professional Practice	0	0	0	0	0	0	0	0	0	0	0	
			Doctors degree - Reseach/Scholarship	0	0	0	0	0	0	0	0	0	0	0	
	161200	Classics&Classical Lang & Lit	Master's Degree	0	1	0	0	0	0	0	0	1	0	0	1
			Doctors degree - Professional Practice	0	0	0	0	0	0	0	0	0	0	0	0
			Doctors degree - Reseach/Scholarship	0	0	0	0	0	0	0	0	0	0	0	
			Master's Degree	37	3	6	0	0	0	1	0	31	0	2	40
			Doctors degree - Professional Practice	0	0	0	0	0	0	0	0	0	0	0	
			Doctors degree - Reseach/Scholarship	1	0	0	0	0	0	0	0	1	0	0	1
	430104	Criminal Justice Studies	Master's Degree	10	4	0	0	2	2	1	0	8	1	0	14
			Doctors degree - Professional Practice	0	0	0	0	0	0	0	0	0	0	0	0
			Doctors degree - Reseach/Scholarship	0	0	0	0	0	0	0	0	0	0	0	
			Master's Degree	3	7	4	0	1	2	1	0	2	0	0	10
			Doctors degree - Professional Practice	0	0	0	0	0	0	0	0	0	0	0	
			Doctors degree - Reseach/Scholarship	3	1	2	0	0	0	0	0	1	0	1	4
	230101	English Language/Lit General	Master's Degree	9	3	0	0	1	2	1	0	8	0	0	12
			Doctors degree - Professional Practice	0	0	0	0	0	0	0	0	0	0	0	0
			Doctors degree - Reseach/Scholarship	3	5	0	0	1	0	0	0	7	0	0	8
			Master's Degree	21	5	8	0	7	0	0	0	10	0	1	26
			Doctors degree - Professional Practice	0	0	0	0	0	0	0	0	0	0	0	
			Doctors degree - Reseach/Scholarship	6	1	3	0	1	0	0	0	3	0	0	7
	160101	Foreign Langs/Lits General	Master's Degree	8	0	0	0	0	1	1	0	5	0	1	8
			Doctors degree - Professional Practice	0	0	0	0	0	0	0	0	0	0	0	0
			Doctors degree - Reseach/Scholarship	2	1	0	0	0	0	0	0	3	0	0	3
			Master's Degree	1	1	0	0	0	0	0	0	1	0	1	2
	400601	Geology	Doctors degree - Professional Practice	0	0	0	0	0	0	0	0	0	0	0	
			Doctors degree - Reseach/Scholarship	0	0	0	0	0	0	0	0	0	0	0	
			Master's Degree	2	3	0	0	0	1	0	0	4	0	0	5
			Doctors degree - Professional Practice	0	0	0	0	0	0	0	0	0	0	0	0
	540101	History	Doctors degree - Reseach/Scholarship	0	0	0	0	0	0	0	0	0	0	0	
			Master's Degree	0	0	0	0	0	0	0	0	0	0	0	



Wayne State University
Graduate Degrees Awarded by Gender, Race/Ethnicity
IPEDS Award Year 2014

College	CIP Code	Program Classification	Award Category	F	M	Non-Resident Alien	American Indian or Alaskan Native	Asian	Black or African American	Hispanic or Latino	Native Hawaiian and Other Pacific Islander	White	2 or more races	Unknown	Grand Total	
LS Cont.	422804	Indust & Organiz Psychology	Master's Degree	5	4	0	0	2	0	1	0	6	0	0	9	
			Doctors degree - Professional Practice	0	0	0	0	0	0	0	0	0	0	0	0	0
			Doctors degree - Reseach/Scholarship	0	0	0	0	0	0	0	0	0	0	0	0	0
	521002	Labor/Personnel Relat & Stud	Master's Degree	5	5	0	0	0	2	0	0	8	0	0	10	
			Doctors degree - Professional Practice	0	0	0	0	0	0	0	0	0	0	0	0	0
			Doctors degree - Reseach/Scholarship	0	0	0	0	0	0	0	0	0	0	0	0	0
	160102	Linguistics	Master's Degree	3	2	2	0	0	0	1	0	2	0	0	5	
			Doctors degree - Professional Practice	0	0	0	0	0	0	0	0	0	0	0	0	0
			Doctors degree - Reseach/Scholarship	0	0	0	0	0	0	0	0	0	0	0	0	0
	270101	Mathematics	Master's Degree	0	5	1	0	0	0	0	0	3	0	1	5	
			Doctors degree - Professional Practice	0	0	0	0	0	0	0	0	0	0	0	0	0
			Doctors degree - Reseach/Scholarship	1	7	6	0	0	0	0	0	2	0	0	8	
	161199	Mid/Near East&Semitic Lang/Lit	Master's Degree	2	2	2	0	0	0	0	0	2	0	0	4	
			Doctors degree - Professional Practice	0	0	0	0	0	0	0	0	0	0	0	0	0
			Doctors degree - Reseach/Scholarship	0	0	0	0	0	0	0	0	0	0	0	0	0
	261201	Molecular Biotechnology	Master's Degree	1	1	0	0	0	0	1	0	1	0	0	2	
			Doctors degree - Professional Practice	0	0	0	0	0	0	0	0	0	0	0	0	0
			Doctors degree - Reseach/Scholarship	0	0	0	0	0	0	0	0	0	0	0	0	0
	309999	Multi/Interdisc Studies, Other	Master's Degree	1	0	0	0	0	1	0	0	0	0	0	1	
			Doctors degree - Professional Practice	0	0	0	0	0	0	0	0	0	0	0	0	0
			Doctors degree - Reseach/Scholarship	0	0	0	0	0	0	0	0	0	0	0	0	0
	380101	Philosophy	Master's Degree	0	5	0	0	0	0	0	0	5	0	0	5	
			Doctors degree - Professional Practice	0	0	0	0	0	0	0	0	0	0	0	0	0
			Doctors degree - Reseach/Scholarship	0	3	0	0	1	1	0	0	1	0	0	3	
	400801	Physics, General	Master's Degree	7	2	6	0	0	0	0	0	3	0	0	9	
			Doctors degree - Professional Practice	0	0	0	0	0	0	0	0	0	0	0	0	0
			Doctors degree - Reseach/Scholarship	3	8	7	0	0	1	0	0	3	0	0	11	
	451001	Politcial Science General	Master's Degree	1	4	0	0	0	2	0	0	3	0	0	5	
			Doctors degree - Professional Practice	0	0	0	0	0	0	0	0	0	0	0	0	0
			Doctors degree - Reseach/Scholarship	3	2	1	0	0	0	0	0	4	0	0	5	
	420101	Psychology	Master's Degree	13	2	0	0	0	0	0	0	14	1	0	15	
			Doctors degree - Professional Practice	0	0	0	0	0	0	0	0	0	0	0	0	0
			Doctors degree - Reseach/Scholarship	15	3	2	0	2	0	1	0	13	0	0	18	
	440401	Public Administration	Master's Degree	21	4	0	1	0	2	0	0	22	0	0	25	
			Doctors degree - Professional Practice	0	0	0	0	0	0	0	0	0	0	0	0	0
			Doctors degree - Reseach/Scholarship	0	0	0	0	0	0	0	0	0	0	0	0	0
	451101	Sociology	Master's Degree	3	4	0	0	0	1	0	0	4	1	1	7	
			Doctors degree - Professional Practice	0	0	0	0	0	0	0	0	0	0	0	0	0
			Doctors degree - Reseach/Scholarship	6	3	0	0	1	6	0	0	2	0	0	9	
	160905	Spanish Language/Literature	Master's Degree	1	0	0	0	0	0	1	0	0	0	0	1	
			Doctors degree - Professional Practice	0	0	0	0	0	0	0	0	0	0	0	0	0
			Doctors degree - Reseach/Scholarship	0	0	0	0	0	0	0	0	0	0	0	0	0
270501	Statistic, General	Master's Degree	5	8	11	0	1	0	0	0	1	0	0	13		
		Doctors degree - Professional Practice	0	0	0	0	0	0	0	0	0	0	0	0	0	
		Doctors degree - Reseach/Scholarship	0	0	0	0	0	0	0	0	0	0	0	0	0	
LS Total			251	147	81	2	28	32	11	0	226	5	13	398		
LW	220205	Banking,Corporate,Finance,Secu	Master's Degree	0	2	2	0	0	0	0	0	0	0	0	2	
			Doctors degree - Professional Practice	0	0	0	0	0	0	0	0	0	0	0	0	0
			Doctors degree - Reseach/Scholarship	0	0	0	0	0	0	0	0	0	0	0	0	0
	220101	Law (LL.B. J.D.)	Master's Degree	0	0	0	0	0	0	0	0	0	0	0	0	0
			Doctors degree - Professional Practice	84	90	4	0	9	11	4	0	132	0	14	174	
			Doctors degree - Reseach/Scholarship	0	0	0	0	0	0	0	0	0	0	0	0	0
	220211	Tax Law/Taxation	Master's Degree	0	1	1	0	0	0	0	0	0	0	0	1	
			Doctors degree - Professional Practice	0	0	0	0	0	0	0	0	0	0	0	0	0
			Doctors degree - Reseach/Scholarship	0	0	0	0	0	0	0	0	0	0	0	0	0
LW Total			84	93	7	0	9	11	4	0	132	0	14	177		



Wayne State University
Graduate Degrees Awarded by Gender, Race/Ethnicity
IPEDS Award Year 2014

College	CIP Code	Program Classification	Award Category	F	M	Non-Resident Alien	American Indian or Alaskan Native	Asian	Black or African American	Hispanic or Latino	Native Hawaiian and Other Pacific Islander	White	2 or more races	Unknown	Grand Total	
MD	260403	Anatomy	Master's Degree	0	0	0	0	0	0	0	0	0	0	0	0	
			Doctors degree - Professional Practice	0	0	0	0	0	0	0	0	0	0	0	0	0
			Doctors degree - Reseach/Scholarship	1	2	1	0	1	0	0	0	0	1	0	0	3
	260210	Biochemistry&Molecular Biology	Master's Degree	1	1	1	0	0	0	0	0	0	1	0	0	2
			Doctors degree - Professional Practice	0	0	0	0	0	0	0	0	0	0	0	0	0
			Doctors degree - Reseach/Scholarship	2	1	1	0	1	1	0	0	0	0	0	0	3
	269999	Biological & Biomedical Sci	Master's Degree	17	33	3	0	4	0	0	0	0	37	2	4	50
			Doctors degree - Professional Practice	0	0	0	0	0	0	0	0	0	0	0	0	0
			Doctors degree - Reseach/Scholarship	0	0	0	0	0	0	0	0	0	0	0	0	0
	511509	Genetic Counseling	Master's Degree	7	0	1	0	0	0	0	0	0	6	0	0	7
			Doctors degree - Professional Practice	0	0	0	0	0	0	0	0	0	0	0	0	0
			Doctors degree - Reseach/Scholarship	0	0	0	0	0	0	0	0	0	0	0	0	0
	512205	Health Physics/Radiolog Health	Master's Degree	3	3	1	0	1	0	0	0	0	4	0	0	6
			Doctors degree - Professional Practice	0	0	0	0	0	0	0	0	0	0	0	0	0
			Doctors degree - Reseach/Scholarship	0	0	0	0	0	0	0	0	0	0	0	0	0
	260507	Immunology and Microbiology	Master's Degree	0	0	0	0	0	0	0	0	0	0	0	0	0
			Doctors degree - Professional Practice	0	0	0	0	0	0	0	0	0	0	0	0	0
			Doctors degree - Reseach/Scholarship	0	1	0	0	0	0	0	0	0	1	0	0	1
	512003	Med Pharmacol & Pharmaceut Sci	Master's Degree	0	0	0	0	0	0	0	0	0	0	0	0	0
			Doctors degree - Professional Practice	0	0	0	0	0	0	0	0	0	0	0	0	0
			Doctors degree - Reseach/Scholarship	1	0	1	0	0	0	0	0	0	0	0	0	1
	511401	Medical Scientist	Master's Degree	3	3	0	0	1	0	0	0	0	5	0	0	6
			Doctors degree - Professional Practice	0	0	0	0	0	0	0	0	0	0	0	0	0
			Doctors degree - Reseach/Scholarship	0	0	0	0	0	0	0	0	0	0	0	0	0
	511201	Medicine	Master's Degree	0	0	0	0	0	0	0	0	0	0	0	0	0
			Doctors degree - Professional Practice	130	137	14	2	50	13	3	0	174	3	8	267	
			Doctors degree - Reseach/Scholarship	0	0	0	0	0	0	0	0	0	0	0	0	0
	260911	Oncology and Cancer Biology	Master's Degree	0	0	0	0	0	0	0	0	0	0	0	0	0
			Doctors degree - Professional Practice	0	0	0	0	0	0	0	0	0	0	0	0	0
			Doctors degree - Reseach/Scholarship	4	1	1	0	0	0	0	0	3	1	0	5	
	260910	Pathology/Experimental Path	Master's Degree	0	0	0	0	0	0	0	0	0	0	0	0	0
			Doctors degree - Professional Practice	0	0	0	0	0	0	0	0	0	0	0	0	0
			Doctors degree - Reseach/Scholarship	2	0	0	0	0	0	0	0	1	1	0	2	
260901	Physiology	Master's Degree	4	0	1	0	1	0	1	0	1	0	0	4		
		Doctors degree - Professional Practice	0	0	0	0	0	0	0	0	0	0	0	0		
		Doctors degree - Reseach/Scholarship	4	3	4	0	0	0	3	0	3	0	0	7		
512201	Public Health, General	Master's Degree	9	2	3	0	4	2	0	0	2	0	0	11		
		Doctors degree - Professional Practice	0	0	0	0	0	0	0	0	0	0	0	0		
		Doctors degree - Reseach/Scholarship	0	0	0	0	0	0	0	0	0	0	0	0		
MD Total			188	187	32	2	63	16	4	0	239	7	12	375		
NU	513803	Adult Health Nurse	Master's Degree	35	4	3	0	5	5	3	0	22	0	1	39	
			Doctors degree - Professional Practice	0	0	0	0	0	0	0	0	0	0	0	0	0
			Doctors degree - Reseach/Scholarship	0	0	0	0	0	0	0	0	0	0	0	0	0
	513806	Mat/Child Hlth&Neonat Nur	Master's Degree	50	4	3	0	0	1	2	0	44	0	4	54	
			Doctors degree - Professional Practice	0	0	0	0	0	0	0	0	0	0	0	0	0
			Doctors degree - Reseach/Scholarship	0	0	0	0	0	0	0	0	0	0	0	0	0
	513808	Nursing Science	Master's Degree	0	0	0	0	0	0	0	0	0	0	0	0	0
			Doctors degree - Professional Practice	11	0	1	0	0	3	0	0	7	0	0	11	
			Doctors degree - Reseach/Scholarship	4	0	0	0	0	0	0	0	3	1	0	4	
	513810	Psychiatric Mental Hlth Nur	Master's Degree	10	1	0	0	1	2	0	0	7	0	1	11	
			Doctors degree - Professional Practice	0	0	0	0	0	0	0	0	0	0	0	0	
			Doctors degree - Reseach/Scholarship	0	0	0	0	0	0	0	0	0	0	0	0	
	513811	Public Hlth Comm Nurse	Master's Degree	4	0	2	0	0	2	0	0	0	0	0	4	
			Doctors degree - Professional Practice	0	0	0	0	0	0	0	0	0	0	0	0	
			Doctors degree - Reseach/Scholarship	0	0	0	0	0	0	0	0	0	0	0	0	
NU Total			114	9	9	0	6	13	5	0	83	1	6	123		



Wayne State University
Graduate Degrees Awarded by Gender, Race/Ethnicity
IPEDS Award Year 2014

College	CIP Code	Program Classification	Award Category	F	M	Non-Resident Alien	American Indian or Alaskan Native	Asian	Black or African American	Hispanic or Latino	Native Hawaiian and Other Pacific Islander	White	2 or more races	Unknown	Grand Total	
PA	512003	Med Pharmacol & Pharmaceut Sci	Master's Degree	2	0	1	0	0	0	0	0	1	0	0	2	
			Doctors degree - Professional Practice	0	0	0	0	0	0	0	0	0	0	0	0	0
			Doctors degree - Reseach/Scholarship	1	4	1	0	2	0	0	0	0	1	0	1	5
	513804	Nurse Anesthetist	Master's Degree	13	6	0	0	4	2	0	0	11	1	1	19	
			Doctors degree - Professional Practice	0	0	0	0	0	0	0	0	0	0	0	0	
			Doctors degree - Reseach/Scholarship	0	0	0	0	0	0	0	0	0	0	0	0	
	512206	Occupat Hlth & Indust Hygiene	Master's Degree	3	8	0	0	1	2	0	0	6	0	2	11	
			Doctors degree - Professional Practice	0	0	0	0	0	0	0	0	0	0	0	0	
			Doctors degree - Reseach/Scholarship	0	0	0	0	0	0	0	0	0	0	0	0	
	512306	Occupational Therapy	Master's Degree	25	6	1	0	1	2	0	0	26	1	0	31	
			Doctors degree - Professional Practice	0	0	0	0	0	0	0	0	0	0	0	0	
			Doctors degree - Reseach/Scholarship	0	0	0	0	0	0	0	0	0	0	0	0	
	512001	Pharmacy	Master's Degree	0	0	0	0	0	0	0	0	0	0	0	0	
			Doctors degree - Professional Practice	42	30	7	0	11	0	0	0	53	0	1	72	
			Doctors degree - Reseach/Scholarship	0	0	0	0	0	0	0	0	0	0	0	0	
	512308	Physical Therapy	Master's Degree	0	0	0	0	0	0	0	0	0	0	0	0	
			Doctors degree - Professional Practice	21	18	3	0	5	0	1	0	30	0	0	39	
			Doctors degree - Reseach/Scholarship	0	0	0	0	0	0	0	0	0	0	0	0	
	510912	Physician Assistant Studies	Master's Degree	44	9	0	0	3	0	0	0	47	0	3	53	
			Doctors degree - Professional Practice	0	0	0	0	0	0	0	0	0	0	0	0	
Doctors degree - Reseach/Scholarship			0	0	0	0	0	0	0	0	0	0	0	0		
PA Total			151	81	13	0	27	6	1	0	175	2	8	232		
SW	440701	Social Work	Master's Degree	267	25	9	1	5	72	8	0	177	9	11	292	
			Doctors degree - Professional Practice	0	0	0	0	0	0	0	0	0	0	0	0	
			Doctors degree - Reseach/Scholarship	1	0	0	0	0	0	0	0	0	1	0	1	
SW Total			268	25	9	1	5	72	8	0	178	9	11	293		
Grand Total			1,716	1,091	337	8	210	314	57	0	1,694	38	149	2,807		



Wayne State University
Graduate Degrees Awarded by College, Program, Gender, and Race/Ethnicity
IPEDES Award Year 2015

College	CIP Code	Program Classification	Award Category	F	M	Non-Resident Alien	American Indian or Alaskan Native	Asian	Black or African American	Hispanic or Latino	Native Hawaiian and Other Pacific Islander	White	2 or more races	Unknown	Grand Total	
BA	520301	Accounting	Masters Degree	20	20	10	0	2	6	1	0	18	1	2	40	
			Doctors degree - Professional Practice	0	0	0	0	0	0	0	0	0	0	0	0	0
			Doctors degree - Reseach/Scholarship	0	0	0	0	0	0	0	0	0	0	0	0	0
	520201	Business Admin & Mgt, Gen	Masters Degree	62	106	14	1	13	15	1	0	108	2	14	168	
			Doctors degree - Professional Practice	0	0	0	0	0	0	0	0	0	0	0	0	0
			Doctors degree - Reseach/Scholarship	1	1	1	0	0	0	0	0	0	1	0	0	2
	521601	Taxation	Masters Degree	1	4	0	0	1	1	0	0	3	0	0	5	
			Doctors degree - Professional Practice	0	0	0	0	0	0	0	0	0	0	0	0	0
			Doctors degree - Reseach/Scholarship	0	0	0	0	0	0	0	0	0	0	0	0	0
	BA Total			84	131	25	1	16	22	2	0	130	3	16	215	
	ED	131302	Art Teacher Education	Masters Degree	12	0	0	0	0	0	0	0	11	0	1	12
				Doctors degree - Professional Practice	0	0	0	0	0	0	0	0	0	0	0	0
Doctors degree - Reseach/Scholarship				0	0	0	0	0	0	0	0	0	0	0	0	0
130201		Bilingual & Multilingual Educ	Masters Degree	10	3	1	0	0	1	2	0	8	0	1	13	
			Doctors degree - Professional Practice	0	0	0	0	0	0	0	0	0	0	0	0	0
			Doctors degree - Reseach/Scholarship	0	0	0	0	0	0	0	0	0	0	0	0	0
422803		Counseling Psychology	Masters Degree	11	3	2	0	0	3	0	0	9	0	0	14	
			Doctors degree - Professional Practice	0	0	0	0	0	0	0	0	0	0	0	0	0
			Doctors degree - Reseach/Scholarship	0	0	0	0	0	0	0	0	0	0	0	0	0
131101		Counselor Educ/Guidance Svcs	Masters Degree	28	0	0	0	0	11	0	1	15	0	1	28	
			Doctors degree - Professional Practice	0	0	0	0	0	0	0	0	0	0	0	0	0
			Doctors degree - Reseach/Scholarship	0	2	0	0	0	0	0	0	0	2	0	0	2
130301		Curriculum and Instruction	Masters Degree	0	0	0	0	0	0	0	0	0	0	0	0	0
			Doctors degree - Professional Practice	0	0	0	0	0	0	0	0	0	0	0	0	0
			Doctors degree - Reseach/Scholarship	7	3	0	0	0	0	1	0	7	0	2	10	
131210		Early Childhood Education	Masters Degree	7	1	0	0	0	2	1	0	5	0	0	8	
			Doctors degree - Professional Practice	0	0	0	0	0	0	0	0	0	0	0	0	0
			Doctors degree - Reseach/Scholarship	0	0	0	0	0	0	0	0	0	0	0	0	0
130501		Educ/Instruc Media Design	Masters Degree	16	5	1	0	0	3	1	0	15	0	1	21	
			Doctors degree - Professional Practice	0	0	0	0	0	0	0	0	0	0	0	0	0
			Doctors degree - Reseach/Scholarship	7	1	0	1	0	1	0	6	0	0	0	8	
130401		Education Leadership & Admin	Masters Degree	0	0	0	0	0	0	0	0	0	0	0	0	0
			Doctors degree - Professional Practice	0	0	0	0	0	0	0	0	0	0	0	0	0
			Doctors degree - Reseach/Scholarship	2	0	0	0	0	2	0	0	0	0	0	2	0
130601		Educational Eval/Research	Masters Degree	2	1	0	0	0	1	0	0	2	0	0	3	
			Doctors degree - Professional Practice	0	0	0	0	0	0	0	0	0	0	0	0	0
			Doctors degree - Reseach/Scholarship	4	1	0	0	0	1	0	4	0	4	0	0	5
422806		Educational Psychology	Masters Degree	22	1	0	0	1	4	1	0	13	1	3	23	
			Doctors degree - Professional Practice	0	0	0	0	0	0	0	0	0	0	0	0	0
			Doctors degree - Reseach/Scholarship	7	1	0	0	0	1	0	7	0	7	0	0	8
130404		Educational Supervision	Masters Degree	6	6	0	0	0	6	0	0	5	0	1	12	
			Doctors degree - Professional Practice	0	0	0	0	0	0	0	0	0	0	0	0	0
			Doctors degree - Reseach/Scholarship	0	0	0	0	0	0	0	0	0	0	0	0	0
131202		Elementary Teacher Education	Masters Degree	21	10	0	0	1	11	0	0	16	0	3	31	
			Doctors degree - Professional Practice	0	0	0	0	0	0	0	0	0	0	0	0	0
			Doctors degree - Reseach/Scholarship	0	0	0	0	0	0	0	0	0	0	0	0	0



Wayne State University
Graduate Degrees Awarded by College, Program, Gender, and Race/Ethnicity
IPEDES Award Year 2015

College	CIP Code	Program Classification	Award Category	F	M	Non-Resident Alien	American Indian or Alaskan Native	Asian	Black or African American	Hispanic or Latino	Native Hawaiian and Other Pacific Islander	White	2 or more races	Unknown	Grand Total	
ED Cont.	131305	English Teacher Education	Masters Degree	2	1	0	0	0	1	0	0	2	0	0	3	
			Doctors degree - Professional Practice	0	0	0	0	0	0	0	0	0	0	0	0	0
			Doctors degree - Reseach/Scholarship	0	0	0	0	0	0	0	0	0	0	0	0	0
	131306	Foreign Languages Teacher Educ	Masters Degree	1	0	0	0	0	0	0	0	0	1	0	0	1
			Doctors degree - Professional Practice	0	0	0	0	0	0	0	0	0	0	0	0	0
			Doctors degree - Reseach/Scholarship	0	0	0	0	0	0	0	0	0	0	0	0	0
	131307	Health Teacher Education	Masters Degree	5	0	0	0	0	2	0	0	0	3	0	0	5
			Doctors degree - Professional Practice	0	0	0	0	0	0	0	0	0	0	0	0	0
			Doctors degree - Reseach/Scholarship	0	0	0	0	0	0	0	0	0	0	0	0	0
	131311	Mathematics Teacher Education	Masters Degree	4	1	0	0	0	0	0	0	0	4	0	1	5
			Doctors degree - Professional Practice	0	0	0	0	0	0	0	0	0	0	0	0	0
			Doctors degree - Reseach/Scholarship	0	0	0	0	0	0	0	0	0	0	0	0	0
	131314	Physical Education Tchg/Coach	Masters Degree	11	6	3	0	1	1	2	0	0	9	1	0	17
			Doctors degree - Professional Practice	0	0	0	0	0	0	0	0	0	0	0	0	0
			Doctors degree - Reseach/Scholarship	1	0	0	0	0	0	0	0	0	0	1	0	0
	131315	Reading Teacher Education	Masters Degree	13	1	0	0	1	5	0	0	0	6	1	1	14
			Doctors degree - Professional Practice	0	0	0	0	0	0	0	0	0	0	0	0	0
			Doctors degree - Reseach/Scholarship	1	0	0	0	0	0	0	0	0	0	1	0	0
	422805	School Psychology	Masters Degree	9	0	0	0	0	0	0	0	0	9	0	0	9
			Doctors degree - Professional Practice	0	0	0	0	0	0	0	0	0	0	0	0	0
			Doctors degree - Reseach/Scholarship	0	0	0	0	0	0	0	0	0	0	0	0	0
	131316	Science Teacher Education	Masters Degree	0	1	0	0	0	1	0	0	0	0	0	0	1
			Doctors degree - Professional Practice	0	0	0	0	0	0	0	0	0	0	0	0	0
			Doctors degree - Reseach/Scholarship	0	0	0	0	0	0	0	0	0	0	0	0	0
	131205	Secondary Teacher Education	Masters Degree	39	16	1	0	4	9	1	0	0	35	2	3	55
			Doctors degree - Professional Practice	0	0	0	0	0	0	0	0	0	0	0	0	0
			Doctors degree - Reseach/Scholarship	0	0	0	0	0	0	0	0	0	0	0	0	0
	131318	Social Studies Teacher Educ	Masters Degree	1	0	0	0	0	0	0	0	0	1	0	0	1
			Doctors degree - Professional Practice	0	0	0	0	0	0	0	0	0	0	0	0	0
			Doctors degree - Reseach/Scholarship	0	0	0	0	0	0	0	0	0	0	0	0	0
	131001	Special Education, General	Masters Degree	47	10	0	0	0	10	1	0	0	41	0	5	57
			Doctors degree - Professional Practice	0	0	0	0	0	0	0	0	0	0	0	0	0
			Doctors degree - Reseach/Scholarship	2	0	0	0	0	0	0	0	0	0	2	0	0
	310504	Sport and Fitness Admin/Mgt	Masters Degree	9	11	0	0	0	9	0	0	0	11	0	0	20
			Doctors degree - Professional Practice	0	0	0	0	0	0	0	0	0	0	0	0	0
			Doctors degree - Reseach/Scholarship	0	0	0	0	0	0	0	0	0	0	0	0	0
	131319	Technical Teacher Education	Masters Degree	3	4	0	0	0	2	0	0	0	4	1	0	7
			Doctors degree - Professional Practice	0	0	0	0	0	0	0	0	0	0	0	0	0
			Doctors degree - Reseach/Scholarship	0	0	0	0	0	0	0	0	0	0	0	0	0
	512310	Vocational Rehab Counseling	Masters Degree	10	1	0	0	1	5	0	0	0	5	0	0	11
			Doctors degree - Professional Practice	0	0	0	0	0	0	0	0	0	0	0	0	0
			Doctors degree - Reseach/Scholarship	0	0	0	0	0	0	0	0	0	0	0	0	0
ED Total			320	90	8	1	9	92	10	1	260	6	23	410		
EN	140501	Biomedical/Medical Engg	Masters Degree	23	22	20	0	2	0	1	0	20	1	1	45	
			Doctors degree - Professional Practice	0	0	0	0	0	0	0	0	0	0	0	0	0
			Doctors degree - Reseach/Scholarship	3	3	3	0	2	0	0	0	0	0	0	1	6
	140701	Chemical Engineering	Masters Degree	3	7	4	0	1	1	0	0	4	0	0	10	
			Doctors degree - Professional Practice	0	0	0	0	0	0	0	0	0	0	0	0	0
			Doctors degree - Reseach/Scholarship	2	1	2	0	1	0	0	0	0	0	0	3	



Wayne State University
Graduate Degrees Awarded by College, Program, Gender, and Race/Ethnicity
IPEDS Award Year 2015

College	CIP Code	Program Classification	Award Category	F	M	Non-Resident Alien	American Indian or Alaskan Native	Asian	Black or African American	Hispanic or Latino	Native Hawaiian and Other Pacific Islander	White	2 or more races	Unknown	Grand Total		
EN Cont.	140801	Civil Engineering, General	Masters Degree	8	32	20	0	1	2	0	0	17	0	0	40		
			Doctors degree - Professional Practice	0	0	0	0	0	0	0	0	0	0	0	0	0	
			Doctors degree - Reseach/Scholarship	0	3	0	0	0	0	0	0	0	3	0	0	3	
	110101	Computer and Info Sci General	Masters Degree	27	43	58	0	9	0	0	0	3	0	0	70		
			Doctors degree - Professional Practice	0	0	0	0	0	0	0	0	0	0	0	0	0	
			Doctors degree - Reseach/Scholarship	2	8	5	0	3	0	0	0	0	2	0	0	10	
	140901	Computer Engineering	Masters Degree	0	8	5	0	1	1	0	0	1	0	0	8		
			Doctors degree - Professional Practice	0	0	0	0	0	0	0	0	0	0	0	0	0	
			Doctors degree - Reseach/Scholarship	0	1	0	0	1	0	0	0	0	0	0	0	1	
	141001	Electrical/Electrnc/Comm Engg	Masters Degree	6	26	29	0	0	0	0	0	3	0	0	32		
			Doctors degree - Professional Practice	0	0	0	0	0	0	0	0	0	0	0	0	0	
			Doctors degree - Reseach/Scholarship	1	7	4	0	2	0	0	0	0	2	0	0	8	
	151501	Engg/Industrial Management	Masters Degree	4	8	2	0	0	1	0	0	7	0	2	12		
			Doctors degree - Professional Practice	0	0	0	0	0	0	0	0	0	0	0	0	0	
			Doctors degree - Reseach/Scholarship	0	0	0	0	0	0	0	0	0	0	0	0	0	
	150000	Engineering Technologies/Tech	Masters Degree	0	4	1	0	0	1	0	0	2	0	0	4		
			Doctors degree - Professional Practice	0	0	0	0	0	0	0	0	0	0	0	0	0	
			Doctors degree - Reseach/Scholarship	0	0	0	0	0	0	0	0	0	0	0	0	0	
	149999	Engineering, Other	Masters Degree	1	11	4	0	0	0	3	0	4	0	1	12		
			Doctors degree - Professional Practice	0	0	0	0	0	0	0	0	0	0	0	0	0	
			Doctors degree - Reseach/Scholarship	0	0	0	0	0	0	0	0	0	0	0	0	0	
	143501	Industrial Engineering	Masters Degree	1	40	37	0	0	1	0	0	2	0	1	41		
			Doctors degree - Professional Practice	0	0	0	0	0	0	0	0	0	0	0	0	0	
			Doctors degree - Reseach/Scholarship	3	5	7	0	1	0	0	0	0	0	0	0	8	
	143601	Manufacturing Engineering	Masters Degree	2	5	5	0	0	0	0	0	2	0	0	7		
			Doctors degree - Professional Practice	0	0	0	0	0	0	0	0	0	0	0	0	0	
			Doctors degree - Reseach/Scholarship	0	0	0	0	0	0	0	0	0	0	0	0	0	
	401001	Materials Science	Masters Degree	2	1	1	0	0	1	0	0	1	0	0	3		
			Doctors degree - Professional Practice	0	0	0	0	0	0	0	0	0	0	0	0	0	
			Doctors degree - Reseach/Scholarship	0	1	1	0	0	0	0	0	0	0	0	0	1	
	141901	Mechanical Engineering	Masters Degree	5	70	58	0	5	3	0	8	0	1	0	75		
			Doctors degree - Professional Practice	0	0	0	0	0	0	0	0	0	0	0	0	0	
			Doctors degree - Reseach/Scholarship	0	6	2	0	0	0	0	0	4	0	0	6		
	EN Total			93	312	268	0	29	11	4	0	85	1	7	405		
	FA	500703	Art History/Criticism/Consrvtn	Masters Degree	2	0	0	0	0	0	0	0	1	0	1	2	
				Doctors degree - Professional Practice	0	0	0	0	0	0	0	0	0	0	0	0	0
				Doctors degree - Reseach/Scholarship	0	0	0	0	0	0	0	0	0	0	0	0	0
		500701	Art, General	Masters Degree	2	0	0	0	0	0	0	0	2	0	0	2	
				Doctors degree - Professional Practice	0	0	0	0	0	0	0	0	0	0	0	0	0
				Doctors degree - Reseach/Scholarship	0	0	0	0	0	0	0	0	0	0	0	0	0
		090101	Communications, Speech,Rhetor	Masters Degree	19	5	3	0	0	10	1	0	7	0	3	24	
				Doctors degree - Professional Practice	0	0	0	0	0	0	0	0	0	0	0	0	0
				Doctors degree - Reseach/Scholarship	3	3	1	0	1	0	0	4	0	0	0	6	
		302801	Dispute Resolution	Masters Degree	3	3	1	0	0	1	1	0	2	0	1	6	
				Doctors degree - Professional Practice	0	0	0	0	0	0	0	0	0	0	0	0	0
				Doctors degree - Reseach/Scholarship	0	0	0	0	0	0	0	0	0	0	0	0	0
		500501	Drama/Theater Arts General	Masters Degree	7	6	1	0	0	0	0	0	11	0	1	13	
Doctors degree - Professional Practice				0	0	0	0	0	0	0	0	0	0	0	0	0	
Doctors degree - Reseach/Scholarship				1	0	0	0	0	0	0	0	0	1	0	0	1	
500901	Music, General	Masters Degree	2	6	1	0	0	1	0	6	0	0	0	8			
		Doctors degree - Professional Practice	0	0	0	0	0	0	0	0	0	0	0	0	0		
		Doctors degree - Reseach/Scholarship	0	0	0	0	0	0	0	0	0	0	0	0	0		
FA Total			39	23	7	0	1	12	2	0	34	0	6	62			



Wayne State University
Graduate Degrees Awarded by College, Program, Gender, and Race/Ethnicity
IPEDES Award Year 2015

College	CIP Code	Program Classification	Award Category	F	M	Non-Resident Alien	American Indian or Alaskan Native	Asian	Black or African American	Hispanic or Latino	Native Hawaiian and Other Pacific Islander	White	2 or more races	Unknown	Grand Total
GS	260204	Molecular Biology	Masters Degree	0	0	0	0	0	0	0	0	0	0	0	0
			Doctors degree - Professional Practice	0	0	0	0	0	0	0	0	0	0	0	0
			Doctors degree - Reseach/Scholarship	2	2	2	0	0	0	1	0	1	0	0	4
			GS Total	2	2	2	0	0	0	1	0	1	0	0	4
IS	250101	Info Sciencesce/Librarianship	Masters Degree	145	42	1	0	5	5	7	0	153	3	13	187
			Doctors degree - Professional Practice	0	0	0	0	0	0	0	0	0	0	0	0
			Doctors degree - Reseach/Scholarship	0	0	0	0	0	0	0	0	0	0	0	0
			IS Total	145	42	1	0	5	5	7	0	153	3	13	187
LS	450201	Anthropology	Masters Degree	9	2	2	0	0	0	1	0	7	1	0	11
			Doctors degree - Professional Practice	0	0	0	0	0	0	0	0	0	0	0	0
			Doctors degree - Reseach/Scholarship	3	0	0	0	0	0	0	0	3	0	0	3
	270301	Applied Mathematics, General	Masters Degree	3	2	1	0	1	0	0	0	3	0	0	5
			Doctors degree - Professional Practice	0	0	0	0	0	0	0	0	0	0	0	0
			Doctors degree - Reseach/Scholarship	0	0	0	0	0	0	0	0	0	0	0	0
	510202	Audiology/Hearing Sciences	Masters Degree	0	0	0	0	0	0	0	0	0	0	0	0
			Doctors degree - Professional Practice	0	0	0	0	0	0	0	0	0	0	0	0
			Doctors degree - Reseach/Scholarship	7	1	2	0	0	0	1	0	4	0	1	8
	260101	Biology, General	Masters Degree	2	1	0	0	1	0	0	0	2	0	0	3
			Doctors degree - Professional Practice	0	0	0	0	0	0	0	0	0	0	0	0
			Doctors degree - Reseach/Scholarship	7	3	7	0	1	0	0	0	2	0	0	10
	400501	Chemistry, General	Masters Degree	2	2	2	0	1	0	0	0	1	0	0	4
			Doctors degree - Professional Practice	0	0	0	0	0	0	0	0	0	0	0	0
			Doctors degree - Reseach/Scholarship	18	4	12	1	2	1	0	0	6	0	0	22
	040301	City/Urban, Comm/Region Plan'g	Masters Degree	8	10	1	0	0	2	3	0	8	1	3	18
			Doctors degree - Professional Practice	0	0	0	0	0	0	0	0	0	0	0	0
			Doctors degree - Reseach/Scholarship	0	0	0	0	0	0	0	0	0	0	0	0
	161200	Classics&Classical Lang & Lit	Masters Degree	1	0	0	0	0	0	0	0	1	0	0	1
			Doctors degree - Professional Practice	0	0	0	0	0	0	0	0	0	0	0	0
			Doctors degree - Reseach/Scholarship	0	0	0	0	0	0	0	0	0	0	0	0
	510201	Communicatio Disorders	Masters Degree	28	3	6	0	2	0	2	0	20	0	1	31
			Doctors degree - Professional Practice	0	0	0	0	0	0	0	0	0	0	0	0
			Doctors degree - Reseach/Scholarship	0	2	0	0	0	0	0	0	2	0	0	2
	430104	Criminal Justice Studies	Masters Degree	12	5	0	0	0	5	0	0	10	0	2	17
			Doctors degree - Professional Practice	0	0	0	0	0	0	0	0	0	0	0	0
			Doctors degree - Reseach/Scholarship	0	0	0	0	0	0	0	0	0	0	0	0
	450601	Economics, General	Masters Degree	5	9	5	0	0	2	0	0	7	0	0	14
			Doctors degree - Professional Practice	0	0	0	0	0	0	0	0	0	0	0	0
			Doctors degree - Reseach/Scholarship	1	4	0	0	3	0	0	0	2	0	0	5
	230101	English Language/Lit General	Masters Degree	8	8	0	0	0	4	1	0	11	0	0	16
			Doctors degree - Professional Practice	0	0	0	0	0	0	0	0	0	0	0	0
			Doctors degree - Reseach/Scholarship	8	5	2	0	1	0	0	0	9	0	1	13
	190501	Foods and Nutrition & Wellness	Masters Degree	11	1	4	0	2	1	0	5	0	0	12	
			Doctors degree - Professional Practice	0	0	0	0	0	0	0	0	0	0	0	
			Doctors degree - Reseach/Scholarship	4	0	3	0	0	0	0	1	0	0	4	
	160101	Foreign Langs/Lits General	Masters Degree	8	2	0	0	1	1	1	6	0	1	10	
			Doctors degree - Professional Practice	0	0	0	0	0	0	0	0	0	0	0	
			Doctors degree - Reseach/Scholarship	4	0	1	0	0	0	3	0	0	0	4	
	400601	Geology	Masters Degree	1	3	0	0	0	1	0	3	0	0	4	
			Doctors degree - Professional Practice	0	0	0	0	0	0	0	0	0	0	0	
			Doctors degree - Reseach/Scholarship	0	0	0	0	0	0	0	0	0	0	0	



Wayne State University
Graduate Degrees Awarded by College, Program, Gender, and Race/Ethnicity
IPEDS Award Year 2015

College	CIP Code	Program Classification	Award Category	F	M	Non-Resident Alien	American Indian or Alaskan Native	Asian	Black or African American	Hispanic or Latino	Native Hawaiian and Other Pacific Islander	White	2 or more races	Unknown	Grand Total	
LS Cont.	160501	German Language/Literature	Masters Degree	1	1	0	0	0	0	0	0	1	1	0	2	
			Doctors degree - Professional Practice	0	0	0	0	0	0	0	0	0	0	0	0	0
			Doctors degree - Reseach/Scholarship	0	0	0	0	0	0	0	0	0	0	0	0	0
	540101	History	Masters Degree	1	8	1	0	0	0	0	0	7	0	1	9	
			Doctors degree - Professional Practice	0	0	0	0	0	0	0	0	0	0	0	0	
			Doctors degree - Reseach/Scholarship	2	2	0	0	0	0	0	0	4	0	0	4	
	422804	Indust & Organiz Psychology	Masters Degree	5	2	1	0	0	0	0	0	6	0	0	7	
			Doctors degree - Professional Practice	0	0	0	0	0	0	0	0	0	0	0	0	
			Doctors degree - Reseach/Scholarship	0	0	0	0	0	0	0	0	0	0	0	0	
	521002	Labor/Personnel Relat & Stud	Masters Degree	7	3	1	0	0	4	1	0	3	0	1	10	
			Doctors degree - Professional Practice	0	0	0	0	0	0	0	0	0	0	0	0	
			Doctors degree - Reseach/Scholarship	0	0	0	0	0	0	0	0	0	0	0	0	
	250101	Info Sciencesence/Librarianship	Masters Degree	1	0	0	0	0	0	1	0	0	0	0	1	
			Doctors degree - Professional Practice	0	0	0	0	0	0	0	0	0	0	0	0	
			Doctors degree - Reseach/Scholarship	0	0	0	0	0	0	0	0	0	0	0	0	
	160102	Linguistics	Masters Degree	5	4	4	0	0	0	0	0	5	0	0	9	
			Doctors degree - Professional Practice	0	0	0	0	0	0	0	0	0	0	0	0	
			Doctors degree - Reseach/Scholarship	0	0	0	0	0	0	0	0	0	0	0	0	
	270101	Mathematics	Masters Degree	1	3	1	0	0	0	0	0	2	1	0	4	
			Doctors degree - Professional Practice	0	0	0	0	0	0	0	0	0	0	0	0	
			Doctors degree - Reseach/Scholarship	1	2	2	0	0	0	0	0	0	0	1	3	
	161199	Mid/Near East&Semitic Lang/Lit	Masters Degree	2	3	1	0	0	1	0	0	3	0	0	5	
			Doctors degree - Professional Practice	0	0	0	0	0	0	0	0	0	0	0	0	
			Doctors degree - Reseach/Scholarship	0	0	0	0	0	0	0	0	0	0	0	0	
	261201	Molecular Biotechnology	Masters Degree	1	1	0	0	1	0	0	0	1	0	0	2	
			Doctors degree - Professional Practice	0	0	0	0	0	0	0	0	0	0	0	0	
			Doctors degree - Reseach/Scholarship	0	0	0	0	0	0	0	0	0	0	0	0	
	380101	Philosophy	Masters Degree	1	2	0	0	0	0	1	0	2	0	0	3	
			Doctors degree - Professional Practice	0	0	0	0	0	0	0	0	0	0	0	0	
			Doctors degree - Reseach/Scholarship	0	1	0	0	0	0	0	0	1	0	0	1	
	400801	Physics, General	Masters Degree	4	9	6	0	0	0	0	0	7	0	0	13	
			Doctors degree - Professional Practice	0	0	0	0	0	0	0	0	0	0	0	0	
			Doctors degree - Reseach/Scholarship	1	5	5	0	0	0	0	0	1	0	0	6	
	451001	Politcial Science General	Masters Degree	1	3	1	0	0	0	0	0	2	0	1	4	
			Doctors degree - Professional Practice	0	0	0	0	0	0	0	0	0	0	0	0	
			Doctors degree - Reseach/Scholarship	4	3	0	0	0	1	0	0	6	0	0	7	
	420101	Psychology	Masters Degree	12	5	2	0	0	1	3	0	11	0	0	17	
			Doctors degree - Professional Practice	0	0	0	0	0	0	0	0	0	0	0	0	
			Doctors degree - Reseach/Scholarship	11	5	1	0	1	0	0	0	13	0	0	16	
	440401	Public Administration	Masters Degree	5	3	0	0	0	2	1	0	5	0	0	8	
			Doctors degree - Professional Practice	0	0	0	0	0	0	0	0	0	0	0	0	
			Doctors degree - Reseach/Scholarship	0	0	0	0	0	0	0	0	0	0	0	0	
	451101	Sociology	Masters Degree	5	2	0	0	0	2	0	0	4	0	1	7	
			Doctors degree - Professional Practice	0	0	0	0	0	0	0	0	0	0	0	0	
Doctors degree - Reseach/Scholarship			0	2	0	0	0	1	0	0	1	0	0	2		
270501	Statistic, General	Masters Degree	0	1	0	0	0	0	0	0	1	0	0	1		
		Doctors degree - Professional Practice	0	0	0	0	0	0	0	0	0	0	0	0		
		Doctors degree - Reseach/Scholarship	0	0	0	0	0	0	0	0	0	0	0	0		
LS Total				221	137	74	1	17	30	19	0	199	4	14	358	



Wayne State University
Graduate Degrees Awarded by College, Program, Gender, and Race/Ethnicity
IPEDES Award Year 2015

College	CIP Code	Program Classification	Award Category	F	M	Non-Resident Alien	American Indian or Alaskan Native	Asian	Black or African American	Hispanic or Latino	Native Hawaiian and Other Pacific Islander	White	2 or more races	Unknown	Grand Total	
LW	220205	Banking,Corporate,Finance,Secu	Masters Degree	0	1	0	0	0	0	0	0	1	0	0	1	
			Doctors degree - Professional Practice	0	0	0	0	0	0	0	0	0	0	0	0	0
			Doctors degree - Reseach/Scholarship	0	0	0	0	0	0	0	0	0	0	0	0	0
	220101	Law (LL.B. J.D.)	Masters Degree	0	0	0	0	0	0	0	0	0	0	0	0	0
			Doctors degree - Professional Practice	56	80	3	0	5	9	2	0	110	0	7	136	
			Doctors degree - Reseach/Scholarship	0	0	0	0	0	0	0	0	0	0	0	0	
	220299	Legal Research & Adv Prof Stud	Masters Degree	1	2	1	0	0	0	0	0	0	2	0	0	3
			Doctors degree - Professional Practice	0	0	0	0	0	0	0	0	0	0	0	0	0
			Doctors degree - Reseach/Scholarship	0	0	0	0	0	0	0	0	0	0	0	0	0
	220202	Programs for Foreign Lawyers	Masters Degree	2	0	2	0	0	0	0	0	0	0	0	0	2
			Doctors degree - Professional Practice	0	0	0	0	0	0	0	0	0	0	0	0	0
			Doctors degree - Reseach/Scholarship	0	0	0	0	0	0	0	0	0	0	0	0	0
	220211	Tax Law/Taxation	Masters Degree	0	1	0	0	0	0	0	0	0	1	0	0	1
			Doctors degree - Professional Practice	0	0	0	0	0	0	0	0	0	0	0	0	0
Doctors degree - Reseach/Scholarship			0	0	0	0	0	0	0	0	0	0	0	0	0	
LW Total			59	84	6	0	5	9	2	0	114	0	7	143		
MD	260403	Anatomy	Masters Degree	1	0	1	0	0	0	0	0	0	0	0	1	
			Doctors degree - Professional Practice	0	0	0	0	0	0	0	0	0	0	0	0	
			Doctors degree - Reseach/Scholarship	2	0	0	0	0	0	1	0	1	0	0	2	
	260210	Biochemistry&Molecular Biology	Masters Degree	1	0	0	0	1	0	0	0	0	0	0	1	
			Doctors degree - Professional Practice	0	0	0	0	0	0	0	0	0	0	0	0	
			Doctors degree - Reseach/Scholarship	2	0	2	0	0	0	0	0	0	0	0	2	
	269999	Biological & Biomedical Sci	Masters Degree	14	19	2	0	4	2	0	2	0	22	1	2	33
			Doctors degree - Professional Practice	0	0	0	0	0	0	0	0	0	0	0	0	
			Doctors degree - Reseach/Scholarship	0	0	0	0	0	0	0	0	0	0	0	0	
	511509	Genetic Counseling	Masters Degree	6	0	0	0	0	0	0	1	0	5	0	0	6
			Doctors degree - Professional Practice	0	0	0	0	0	0	0	0	0	0	0	0	
			Doctors degree - Reseach/Scholarship	0	0	0	0	0	0	0	0	0	0	0	0	
	512205	Health Physics/Radiolog Health	Masters Degree	1	8	3	0	1	0	0	0	0	4	1	0	9
			Doctors degree - Professional Practice	0	0	0	0	0	0	0	0	0	0	0	0	
			Doctors degree - Reseach/Scholarship	0	0	0	0	0	0	0	0	0	0	0	0	
	260507	Immunology and Microbiology	Masters Degree	1	1	0	0	0	0	0	0	0	2	0	0	2
			Doctors degree - Professional Practice	0	0	0	0	0	0	0	0	0	0	0	0	
			Doctors degree - Reseach/Scholarship	2	1	0	0	0	0	0	0	0	3	0	0	3
	512003	Med Pharmacol & Pharmaceut Sci	Masters Degree	0	0	0	0	0	0	0	0	0	0	0	0	0
			Doctors degree - Professional Practice	0	0	0	0	0	0	0	0	0	0	0	0	
			Doctors degree - Reseach/Scholarship	1	0	0	0	0	0	0	0	0	1	0	0	1
	511201	Medicine	Masters Degree	0	0	0	0	0	0	0	0	0	0	0	0	0
			Doctors degree - Professional Practice	128	155	9	1	56	14	1	4	174	8	16	283	
			Doctors degree - Reseach/Scholarship	0	0	0	0	0	0	0	0	0	0	0	0	
	261501	Neuroscience	Masters Degree	0	0	0	0	0	0	0	0	0	0	0	0	0
			Doctors degree - Professional Practice	0	0	0	0	0	0	0	0	0	0	0	0	
			Doctors degree - Reseach/Scholarship	1	1	0	0	0	0	0	0	0	2	0	0	2
	260911	Oncology and Cancer Biology	Masters Degree	0	1	0	0	0	0	0	0	0	1	0	0	1
			Doctors degree - Professional Practice	0	0	0	0	0	0	0	0	0	0	0	0	
			Doctors degree - Reseach/Scholarship	6	1	0	0	0	2	0	0	5	0	0	7	
260901	Physiology	Masters Degree	2	1	0	0	1	0	0	0	0	2	0	0	3	
		Doctors degree - Professional Practice	0	0	0	0	0	0	0	0	0	0	0	0		
		Doctors degree - Reseach/Scholarship	4	5	3	0	0	0	1	0	5	0	0	9		
512201	Public Health, General	Masters Degree	9	4	2	0	2	3	0	0	4	1	1	13		
		Doctors degree - Professional Practice	0	0	0	0	0	0	0	0	0	0	0	0		
		Doctors degree - Reseach/Scholarship	0	0	0	0	0	0	0	0	0	0	0	0		
MD Total			181	197	22	1	65	19	6	4	231	11	19	378		



Wayne State University
Graduate Degrees Awarded by College, Program, Gender, and Race/Ethnicity
IPEDES Award Year 2015

College	CIP Code	Program Classification	Award Category	F	M	Non-Resident Alien	American Indian or Alaskan Native	Asian	Black or African American	Hispanic or Latino	Native Hawaiian and Other Pacific Islander	White	2 or more races	Unknown	Grand Total	
NU	513803	Adult Health Nurse	Masters Degree	49	7	3	0	9	7	2	0	30	0	5	56	
			Doctors degree - Professional Practice	0	0	0	0	0	0	0	0	0	0	0	0	0
			Doctors degree - Reseach/Scholarship	0	0	0	0	0	0	0	0	0	0	0	0	0
	513806	Mat/Child Hlth&Neonat Nur	Masters Degree	41	1	2	0	1	1	1	1	0	33	0	4	42
			Doctors degree - Professional Practice	0	0	0	0	0	0	0	0	0	0	0	0	0
			Doctors degree - Reseach/Scholarship	0	0	0	0	0	0	0	0	0	0	0	0	0
	513808	Nursing Science	Masters Degree	0	0	0	0	0	0	0	0	0	0	0	0	0
			Doctors degree - Professional Practice	15	1	0	0	0	3	0	0	0	12	0	1	16
			Doctors degree - Reseach/Scholarship	2	2	0	0	0	2	0	0	0	2	0	0	4
	513810	Psychiatric Mental Hlth Nur	Masters Degree	4	2	0	0	1	1	0	0	3	0	1	6	
			Doctors degree - Professional Practice	0	0	0	0	0	0	0	0	0	0	0	0	
			Doctors degree - Reseach/Scholarship	0	0	0	0	0	0	0	0	0	0	0	0	
	513811	Public Hlth Comm Nurse	Masters Degree	4	0	2	1	0	0	0	0	1	0	0	4	
			Doctors degree - Professional Practice	0	0	0	0	0	0	0	0	0	0	0	0	
			Doctors degree - Reseach/Scholarship	0	0	0	0	0	0	0	0	0	0	0	0	
NU Total			115	13	7	1	11	14	3	0	81	0	11	128		
PA	512003	Med Pharmacol & Pharmaceut Sci	Masters Degree	6	3	8	0	0	0	0	0	1	0	0	9	
			Doctors degree - Professional Practice	0	0	0	0	0	0	0	0	0	0	0	0	0
			Doctors degree - Reseach/Scholarship	0	0	0	0	0	0	0	0	0	0	0	0	0
	513804	Nurse Anesthetist	Masters Degree	9	7	2	0	4	0	0	0	10	0	0	16	
			Doctors degree - Professional Practice	0	0	0	0	0	0	0	0	0	0	0	0	
			Doctors degree - Reseach/Scholarship	0	0	0	0	0	0	0	0	0	0	0	0	
	512306	Occupational Therapy	Masters Degree	25	9	2	0	2	0	0	0	28	2	0	34	
			Doctors degree - Professional Practice	0	0	0	0	0	0	0	0	0	0	0	0	
			Doctors degree - Reseach/Scholarship	0	0	0	0	0	0	0	0	0	0	0	0	
	512001	Pharmacy	Masters Degree	0	0	0	0	0	0	0	0	0	0	0	0	
			Doctors degree - Professional Practice	69	33	14	0	15	0	0	0	63	0	10	102	
			Doctors degree - Reseach/Scholarship	0	0	0	0	0	0	0	0	0	0	0	0	
	512308	Physical Therapy	Masters Degree	0	0	0	0	0	0	0	0	0	0	0	0	
			Doctors degree - Professional Practice	22	10	1	0	3	2	2	1	23	0	0	32	
			Doctors degree - Reseach/Scholarship	0	0	0	0	0	0	0	0	0	0	0	0	
510912	Physician Assistant Studies	Masters Degree	35	8	1	0	2	0	1	0	34	0	5	43		
		Doctors degree - Professional Practice	0	0	0	0	0	0	0	0	0	0	0	0		
		Doctors degree - Reseach/Scholarship	0	0	0	0	0	0	0	0	0	0	0	0		
PA Total			166	70	28	0	26	2	3	1	159	2	15	236		
SW	440701	Social Work	Masters Degree	290	37	10	2	3	94	8	2	192	10	6	327	
			Doctors degree - Professional Practice	0	0	0	0	0	0	0	0	0	0	0	0	
			Doctors degree - Reseach/Scholarship	3	0	0	0	0	0	1	0	2	0	0	3	
SW Total			293	37	10	2	3	94	9	2	194	10	6	330		
Grand Total			1,718	1,138	458	7	187	310	68	8	1,641	40	137	2,856		



Wayne State University
Graduate Degrees Awarded by College, Program, Gender, and Race/Ethnicity
IPEDS Award Year 2016

College	CIP Code	Program Classification	Award Category	F	M	Non-Resident Alien	American Indian or Alaskan Native	Asian	Black or African American	Hispanic or Latino	Native Hawaiian and Other Pacific Islander	White	2 or more races	Unknown	Grand Total	
BA	520301	Accounting	Masters Degree	18	12	7	0	4	5	1	0	13	0	0	30	
			Doctors degree - Professional Practice	0	0	0	0	0	0	0	0	0	0	0	0	0
			Doctors degree - Reseach/Scholarship	0	0	0	0	0	0	0	0	0	0	0	0	0
	520201	Business Admin & Mgt, Gen	Masters Degree	59	111	19	0	15	18	6	0	105	2	5	170	
			Doctors degree - Professional Practice	0	0	0	0	0	0	0	0	0	0	0	0	0
			Doctors degree - Reseach/Scholarship	0	1	0	0	0	1	0	0	0	0	0	1	1
	521601	Taxation	Masters Degree	2	1	0	0	0	0	0	0	2	1	0	3	
			Doctors degree - Professional Practice	0	0	0	0	0	0	0	0	0	0	0	0	0
			Doctors degree - Reseach/Scholarship	0	0	0	0	0	0	0	0	0	0	0	0	0
	BA Total			79	125	26	0	19	24	7	0	120	3	5	204	
	ED	131302	Art Teacher Education	Masters Degree	10	1	0	0	0	2	0	0	8	0	1	11
				Doctors degree - Professional Practice	0	0	0	0	0	0	0	0	0	0	0	0
Doctors degree - Reseach/Scholarship				0	0	0	0	0	0	0	0	0	0	0	0	0
130201		Bilingual & Multilingual Educ	Masters Degree	16	4	1	0	0	2	3	0	11	1	2	20	
			Doctors degree - Professional Practice	0	0	0	0	0	0	0	0	0	0	0	0	0
			Doctors degree - Reseach/Scholarship	0	0	0	0	0	0	0	0	0	0	0	0	0
422803		Counseling Psychology	Masters Degree	6	1	2	0	0	0	0	0	4	1	0	7	
			Doctors degree - Professional Practice	0	0	0	0	0	0	0	0	0	0	0	0	0
			Doctors degree - Reseach/Scholarship	0	0	0	0	0	0	0	0	0	0	0	0	0
131101		Counselor Educ/Guidance Svcs	Masters Degree	34	3	1	0	2	10	1	0	20	1	2	37	
			Doctors degree - Professional Practice	0	0	0	0	0	0	0	0	0	0	0	0	0
			Doctors degree - Reseach/Scholarship	3	0	1	0	0	1	0	0	0	0	1	3	3
130301		Curriculum and Instruction	Masters Degree	0	0	0	0	0	0	0	0	0	0	0	0	0
			Doctors degree - Professional Practice	0	0	0	0	0	0	0	0	0	0	0	0	0
			Doctors degree - Reseach/Scholarship	11	2	0	0	0	6	0	0	7	0	0	13	13
131210		Early Childhood Education	Masters Degree	4	0	0	0	0	1	0	0	3	0	0	4	
			Doctors degree - Professional Practice	0	0	0	0	0	0	0	0	0	0	0	0	0
			Doctors degree - Reseach/Scholarship	0	0	0	0	0	0	0	0	0	0	0	0	0
130501		Educ/Instruc Media Design	Masters Degree	17	7	1	1	0	5	0	0	17	0	0	24	
			Doctors degree - Professional Practice	0	0	0	0	0	0	0	0	0	0	0	0	0
			Doctors degree - Reseach/Scholarship	5	2	3	0	1	2	0	1	0	1	0	7	7
130401		Education Leadership & Admin	Masters Degree	0	0	0	0	0	0	0	0	0	0	0	0	0
			Doctors degree - Professional Practice	0	0	0	0	0	0	0	0	0	0	0	0	0
			Doctors degree - Reseach/Scholarship	1	1	0	0	0	2	0	0	0	0	0	2	2
130601		Educational Eval/Research	Masters Degree	0	1	1	0	0	0	0	0	0	0	0	1	
			Doctors degree - Professional Practice	0	0	0	0	0	0	0	0	0	0	0	0	0
			Doctors degree - Reseach/Scholarship	5	0	1	0	0	1	0	3	0	3	0	5	5
422806		Educational Psychology	Masters Degree	19	0	1	0	1	3	0	0	13	0	1	19	
			Doctors degree - Professional Practice	0	0	0	0	0	0	0	0	0	0	0	0	0
			Doctors degree - Reseach/Scholarship	3	1	0	0	0	0	0	0	4	0	0	4	4
130404		Educational Supervision	Masters Degree	23	6	3	0	0	9	1	0	15	0	1	29	
			Doctors degree - Professional Practice	0	0	0	0	0	0	0	0	0	0	0	0	0
			Doctors degree - Reseach/Scholarship	0	0	0	0	0	0	0	0	0	0	0	0	0
131202		Elementary Teacher Education	Masters Degree	22	6	1	0	0	5	1	0	20	1	0	28	
			Doctors degree - Professional Practice	0	0	0	0	0	0	0	0	0	0	0	0	0
			Doctors degree - Reseach/Scholarship	0	0	0	0	0	0	0	0	0	0	0	0	0



Wayne State University
Graduate Degrees Awarded by College, Program, Gender, and Race/Ethnicity
IPEDS Award Year 2016

College	CIP Code	Program Classification	Award Category	F	M	Non-Resident Alien	American Indian or Alaskan Native	Asian	Black or African American	Hispanic or Latino	Native Hawaiian and Other Pacific Islander	White	2 or more races	Unknown	Grand Total	
ED Cont.	131305	English Teacher Education	Masters Degree	0	1	0	0	0	0	0	0	1	0	0	1	
			Doctors degree - Professional Practice	0	0	0	0	0	0	0	0	0	0	0	0	0
			Doctors degree - Reseach/Scholarship	0	0	0	0	0	0	0	0	0	0	0	0	0
	131306	Foreign Languages Teacher Educ	Masters Degree	2	0	0	0	0	0	0	0	0	0	1	1	2
			Doctors degree - Professional Practice	0	0	0	0	0	0	0	0	0	0	0	0	0
			Doctors degree - Reseach/Scholarship	0	0	0	0	0	0	0	0	0	0	0	0	0
	131307	Health Teacher Education	Masters Degree	9	2	1	0	0	4	0	0	0	5	0	1	11
			Doctors degree - Professional Practice	0	0	0	0	0	0	0	0	0	0	0	0	0
			Doctors degree - Reseach/Scholarship	0	0	0	0	0	0	0	0	0	0	0	0	0
	131311	Mathematics Teacher Education	Masters Degree	3	2	0	0	0	0	0	0	0	5	0	0	5
			Doctors degree - Professional Practice	0	0	0	0	0	0	0	0	0	0	0	0	0
			Doctors degree - Reseach/Scholarship	0	0	0	0	0	0	0	0	0	0	0	0	0
	131314	Physical Education Tchg/Coach	Masters Degree	8	10	2	0	0	2	0	0	0	12	1	1	18
			Doctors degree - Professional Practice	0	0	0	0	0	0	0	0	0	0	0	0	0
			Doctors degree - Reseach/Scholarship	0	0	0	0	0	0	0	0	0	0	0	0	0
	131315	Reading Teacher Education	Masters Degree	8	1	0	0	0	4	0	0	0	4	0	1	9
			Doctors degree - Professional Practice	0	0	0	0	0	0	0	0	0	0	0	0	0
			Doctors degree - Reseach/Scholarship	2	0	0	0	0	0	0	0	0	2	0	0	2
	422805	School Psychology	Masters Degree	9	1	0	0	0	0	0	0	0	10	0	0	10
			Doctors degree - Professional Practice	0	0	0	0	0	0	0	0	0	0	0	0	0
			Doctors degree - Reseach/Scholarship	0	0	0	0	0	0	0	0	0	0	0	0	0
	131316	Science Teacher Education	Masters Degree	1	0	0	0	0	0	0	0	0	1	0	0	1
			Doctors degree - Professional Practice	0	0	0	0	0	0	0	0	0	0	0	0	0
			Doctors degree - Reseach/Scholarship	0	0	0	0	0	0	0	0	0	0	0	0	0
	131205	Secondary Teacher Education	Masters Degree	33	16	1	0	0	14	2	0	0	27	0	5	49
			Doctors degree - Professional Practice	0	0	0	0	0	0	0	0	0	0	0	0	0
			Doctors degree - Reseach/Scholarship	0	0	0	0	0	0	0	0	0	0	0	0	0
	131318	Social Studies Teacher Educ	Masters Degree	6	3	0	0	0	2	1	0	0	6	0	0	9
			Doctors degree - Professional Practice	0	0	0	0	0	0	0	0	0	0	0	0	0
			Doctors degree - Reseach/Scholarship	0	0	0	0	0	0	0	0	0	0	0	0	0
	131001	Special Education, General	Masters Degree	28	6	2	1	0	10	0	0	0	20	0	1	34
			Doctors degree - Professional Practice	0	0	0	0	0	0	0	0	0	0	0	0	0
			Doctors degree - Reseach/Scholarship	3	1	2	0	0	0	0	0	0	1	0	1	4
	310504	Sport and Fitness Admin/Mgt	Masters Degree	15	22	4	1	0	14	0	0	0	17	1	0	37
			Doctors degree - Professional Practice	0	0	0	0	0	0	0	0	0	0	0	0	0
			Doctors degree - Reseach/Scholarship	0	0	0	0	0	0	0	0	0	0	0	0	0
	131319	Technical Teacher Education	Masters Degree	5	0	0	0	0	3	0	0	0	2	0	0	5
			Doctors degree - Professional Practice	0	0	0	0	0	0	0	0	0	0	0	0	0
			Doctors degree - Reseach/Scholarship	0	0	0	0	0	0	0	0	0	0	0	0	0
	512310	Vocational Rehab Counseling	Masters Degree	9	4	0	0	0	7	0	0	0	6	0	0	13
			Doctors degree - Professional Practice	0	0	0	0	0	0	0	0	0	0	0	0	0
			Doctors degree - Reseach/Scholarship	0	0	0	0	0	0	0	0	0	0	0	0	0
ED Total				320	104	28	3	4	109	9	0	245	7	19	424	
EN	140501	Biomedical/Medical Engg	Masters Degree	7	11	8	0	2	0	0	0	8	0	0	18	
			Doctors degree - Professional Practice	0	0	0	0	0	0	0	0	0	0	0	0	0
			Doctors degree - Reseach/Scholarship	2	2	1	0	0	1	0	0	0	2	0	0	4
	140701	Chemical Engineering	Masters Degree	3	5	5	0	1	0	0	0	2	0	0	8	
			Doctors degree - Professional Practice	0	0	0	0	0	0	0	0	0	0	0	0	0
			Doctors degree - Reseach/Scholarship	1	2	1	0	1	0	0	0	0	1	0	0	3
	140801	Civil Engineering, General	Masters Degree	6	27	15	0	1	0	1	0	16	0	0	33	
			Doctors degree - Professional Practice	0	0	0	0	0	0	0	0	0	0	0	0	0
			Doctors degree - Reseach/Scholarship	1	3	4	0	0	0	0	0	0	0	0	0	4



Wayne State University
Graduate Degrees Awarded by College, Program, Gender, and Race/Ethnicity
IPEDS Award Year 2016

College	CIP Code	Program Classification	Award Category	F	M	Non-Resident Alien	American Indian or Alaskan Native	Asian	Black or African American	Hispanic or Latino	Native Hawaiian and Other Pacific Islander	White	2 or more races	Unknown	Grand Total	
EN Cont.	110101	Computer and Info Sci General	Masters Degree	20	43	59	0	1	0	0	0	2	1	0	63	
			Doctors degree - Professional Practice	0	0	0	0	0	0	0	0	0	0	0	0	0
			Doctors degree - Reseach/Scholarship	4	9	6	0	4	0	0	0	0	3	0	0	13
	140901	Computer Engineering	Masters Degree	4	13	15	0	0	0	1	0	1	0	0	17	
			Doctors degree - Professional Practice	0	0	0	0	0	0	0	0	0	0	0	0	0
			Doctors degree - Reseach/Scholarship	0	1	1	0	0	0	0	0	0	0	0	0	1
	141001	Electrical/Electrnc/Comm Engg	Masters Degree	11	46	48	0	3	1	0	0	5	0	0	57	
			Doctors degree - Professional Practice	0	0	0	0	0	0	0	0	0	0	0	0	0
			Doctors degree - Reseach/Scholarship	1	1	0	0	0	0	1	0	0	1	0	0	2
	151501	Engg/Industrial Management	Masters Degree	6	18	2	0	2	3	2	2	14	0	1	24	
			Doctors degree - Professional Practice	0	0	0	0	0	0	0	0	0	0	0	0	0
			Doctors degree - Reseach/Scholarship	0	0	0	0	0	0	0	0	0	0	0	0	0
	150000	Engineering Technologies/Tech	Masters Degree	1	7	3	0	1	1	0	0	2	0	1	8	
			Doctors degree - Professional Practice	0	0	0	0	0	0	0	0	0	0	0	0	0
			Doctors degree - Reseach/Scholarship	0	0	0	0	0	0	0	0	0	0	0	0	0
	149999	Engineering, Other	Masters Degree	0	13	7	0	4	0	0	0	2	0	0	13	
			Doctors degree - Professional Practice	0	0	0	0	0	0	0	0	0	0	0	0	0
			Doctors degree - Reseach/Scholarship	0	0	0	0	0	0	0	0	0	0	0	0	0
	143501	Industrial Engineering	Masters Degree	13	68	66	0	2	3	0	0	9	1	0	81	
			Doctors degree - Professional Practice	0	0	0	0	0	0	0	0	0	0	0	0	0
			Doctors degree - Reseach/Scholarship	1	4	2	0	2	0	0	1	0	1	0	5	
	143601	Manufacturing Engineering	Masters Degree	1	11	10	0	2	0	0	0	0	0	0	12	
			Doctors degree - Professional Practice	0	0	0	0	0	0	0	0	0	0	0	0	0
			Doctors degree - Reseach/Scholarship	0	0	0	0	0	0	0	0	0	0	0	0	0
	401001	Materials Science	Masters Degree	2	2	2	0	1	1	0	0	0	0	0	4	
			Doctors degree - Professional Practice	0	0	0	0	0	0	0	0	0	0	0	0	0
			Doctors degree - Reseach/Scholarship	0	2	2	0	0	0	0	0	0	0	0	0	2
	141901	Mechanical Engineering	Masters Degree	10	100	86	0	9	3	1	0	10	1	0	110	
			Doctors degree - Professional Practice	0	0	0	0	0	0	0	0	0	0	0	0	0
			Doctors degree - Reseach/Scholarship	1	7	7	0	0	0	0	0	0	1	0	0	8
	EN Total			95	395	350	0	36	13	6	0	80	3	2	490	
	FA	190905	Apparel & Textile Mkt Mgt	Masters Degree	2	0	0	0	0	0	0	0	2	0	0	2
				Doctors degree - Professional Practice	0	0	0	0	0	0	0	0	0	0	0	0
Doctors degree - Reseach/Scholarship				0	0	0	0	0	0	0	0	0	0	0	0	0
500701		Art, General	Masters Degree	3	2	1	0	0	0	0	0	4	0	0	5	
			Doctors degree - Professional Practice	0	0	0	0	0	0	0	0	0	0	0	0	0
			Doctors degree - Reseach/Scholarship	0	0	0	0	0	0	0	0	0	0	0	0	0
090101		Communications, Speech,Rhetor	Masters Degree	18	3	1	0	1	3	2	2	13	1	0	21	
			Doctors degree - Professional Practice	0	0	0	0	0	0	0	0	0	0	0	0	0
			Doctors degree - Reseach/Scholarship	5	5	1	0	1	1	0	0	7	0	0	10	
302801		Dispute Resolution	Masters Degree	6	4	0	0	0	4	0	0	5	1	0	10	
			Doctors degree - Professional Practice	0	0	0	0	0	0	0	0	0	0	0	0	0
			Doctors degree - Reseach/Scholarship	0	0	0	0	0	0	0	0	0	0	0	0	0
500501		Drama/Theater Arts General	Masters Degree	5	2	1	0	0	0	0	0	6	0	0	7	
			Doctors degree - Professional Practice	0	0	0	0	0	0	0	0	0	0	0	0	0
			Doctors degree - Reseach/Scholarship	0	0	0	0	0	0	0	0	0	0	0	0	0
500901	Music, General	Masters Degree	2	5	0	0	0	2	0	0	4	0	1	7		
		Doctors degree - Professional Practice	0	0	0	0	0	0	0	0	0	0	0	0	0	
		Doctors degree - Reseach/Scholarship	0	0	0	0	0	0	0	0	0	0	0	0	0	
FA Total			41	21	4	0	2	10	2	0	41	2	1	62		



Wayne State University
Graduate Degrees Awarded by College, Program, Gender, and Race/Ethnicity
IPEDS Award Year 2016

College	CIP Code	Program Classification	Award Category	F	M	Non-Resident Alien	American Indian or Alaskan Native	Asian	Black or African American	Hispanic or Latino	Native Hawaiian and Other Pacific Islander	White	2 or more races	Unknown	Grand Total	
GS	260204	Molecular Biology	Masters Degree	1	0	0	0	0	0	0	0	1	0	0	1	
			Doctors degree - Professional Practice	0	0	0	0	0	0	0	0	0	0	0	0	0
			Doctors degree - Reseach/Scholarship	2	1	0	0	0	0	0	0	0	3	0	0	3
	261005	Molecular Toxicology	Masters Degree	0	0	0	0	0	0	0	0	0	0	0	0	0
			Doctors degree - Professional Practice	0	0	0	0	0	0	0	0	0	0	0	0	0
			Doctors degree - Reseach/Scholarship	0	1	0	0	1	0	0	0	0	0	0	0	1
GS Total			3	2	0	0	1	0	0	0	4	0	0	5		
IS	250101	Info Sciencesce/Librarianship	Masters Degree	118	27	4	0	2	5	6	0	116	1	11	145	
			Doctors degree - Professional Practice	0	0	0	0	0	0	0	0	0	0	0	0	0
			Doctors degree - Reseach/Scholarship	0	0	0	0	0	0	0	0	0	0	0	0	0
IS Total			118	27	4	0	2	5	6	0	116	1	11	145		
LS	450201	Anthropology	Masters Degree	5	2	0	0	0	0	1	0	6	0	0	7	
			Doctors degree - Professional Practice	0	0	0	0	0	0	0	0	0	0	0	0	0
			Doctors degree - Reseach/Scholarship	2	0	0	0	0	1	0	0	0	1	0	0	2
	270301	Applied Mathematics, General	Masters Degree	2	2	0	0	1	0	0	0	3	0	0	4	
			Doctors degree - Professional Practice	0	0	0	0	0	0	0	0	0	0	0	0	0
			Doctors degree - Reseach/Scholarship	0	0	0	0	0	0	0	0	0	0	0	0	0
	510202	Audiology/Hearing Sciences	Masters Degree	0	0	0	0	0	0	0	0	0	0	0	0	0
			Doctors degree - Professional Practice	0	0	0	0	0	0	0	0	0	0	0	0	0
			Doctors degree - Reseach/Scholarship	8	2	1	0	0	0	0	0	0	9	0	0	10
	260101	Biology, General	Masters Degree	2	4	2	0	2	0	0	0	4	0	0	6	
			Doctors degree - Professional Practice	0	0	0	0	0	0	0	0	0	0	0	0	0
			Doctors degree - Reseach/Scholarship	2	1	2	0	0	0	0	0	1	0	0	3	
	400501	Chemistry, General	Masters Degree	0	5	2	0	2	0	0	0	1	0	0	5	
			Doctors degree - Professional Practice	0	0	0	0	0	0	0	0	0	0	0	0	0
			Doctors degree - Reseach/Scholarship	6	11	9	0	1	2	1	0	4	0	0	0	17
	040301	City/Urban, Comm/Region Plan'g	Masters Degree	9	6	1	0	0	3	0	0	9	1	1	15	
			Doctors degree - Professional Practice	0	0	0	0	0	0	0	0	0	0	0	0	0
			Doctors degree - Reseach/Scholarship	0	0	0	0	0	0	0	0	0	0	0	0	0
	510201	Communicatio Disorders	Masters Degree	34	2	3	0	0	1	1	3	28	1	2	36	
			Doctors degree - Professional Practice	0	0	0	0	0	0	0	0	0	0	0	0	0
			Doctors degree - Reseach/Scholarship	0	0	0	0	0	0	0	0	0	0	0	0	0
	430104	Criminal Justice Studies	Masters Degree	7	6	1	0	0	2	0	0	10	0	0	13	
			Doctors degree - Professional Practice	0	0	0	0	0	0	0	0	0	0	0	0	0
			Doctors degree - Reseach/Scholarship	0	0	0	0	0	0	0	0	0	0	0	0	0
	450601	Economics, General	Masters Degree	5	5	2	0	1	4	0	0	2	1	0	10	
			Doctors degree - Professional Practice	0	0	0	0	0	0	0	0	0	0	0	0	0
			Doctors degree - Reseach/Scholarship	0	7	3	0	0	0	1	0	3	0	0	7	
	230101	English Language/Lit General	Masters Degree	10	5	0	0	2	0	0	0	13	0	0	15	
			Doctors degree - Professional Practice	0	0	0	0	0	0	0	0	0	0	0	0	0
			Doctors degree - Reseach/Scholarship	3	2	0	0	0	0	0	0	5	0	0	5	
	190501	Foods and Nutrition & Wellness	Masters Degree	7	0	3	0	0	0	1	0	3	0	0	7	
			Doctors degree - Professional Practice	0	0	0	0	0	0	0	0	0	0	0	0	0
			Doctors degree - Reseach/Scholarship	1	0	0	0	0	0	0	0	1	0	0	1	
	160101	Foreign Langs/Lits General	Masters Degree	10	4	1	1	0	4	1	0	7	0	0	14	
			Doctors degree - Professional Practice	0	0	0	0	0	0	0	0	0	0	0	0	0
			Doctors degree - Reseach/Scholarship	4	1	0	0	0	1	2	0	2	0	0	5	
	400601	Geology	Masters Degree	3	1	0	0	0	0	0	0	4	0	0	4	
			Doctors degree - Professional Practice	0	0	0	0	0	0	0	0	0	0	0	0	0
			Doctors degree - Reseach/Scholarship	0	0	0	0	0	0	0	0	0	0	0	0	0



Wayne State University
Graduate Degrees Awarded by College, Program, Gender, and Race/Ethnicity
IPEDES Award Year 2016

College	CIP Code	Program Classification	Award Category	F	M	Non-Resident Alien	American Indian or Alaskan Native	Asian	Black or African American	Hispanic or Latino	Native Hawaiian and Other Pacific Islander	White	2 or more races	Unknown	Grand Total	
LS Cont.	160501	German Language/Literature	Masters Degree	1	0	0	0	0	0	0	0	1	0	0	1	
			Doctors degree - Professional Practice	0	0	0	0	0	0	0	0	0	0	0	0	0
			Doctors degree - Reseach/Scholarship	0	0	0	0	0	0	0	0	0	0	0	0	0
	540101	History	Masters Degree	2	4	1	0	0	0	0	0	0	4	0	1	6
			Doctors degree - Professional Practice	0	0	0	0	0	0	0	0	0	0	0	0	0
			Doctors degree - Reseach/Scholarship	3	2	0	0	0	1	0	0	0	4	0	0	5
	422804	Indust & Organiz Psychology	Masters Degree	4	5	1	0	0	1	0	0	0	7	0	0	9
			Doctors degree - Professional Practice	0	0	0	0	0	0	0	0	0	0	0	0	0
			Doctors degree - Reseach/Scholarship	0	0	0	0	0	0	0	0	0	0	0	0	0
	521002	Labor/Personnel Relat & Stud	Masters Degree	7	4	0	0	1	5	0	0	0	4	0	1	11
			Doctors degree - Professional Practice	0	0	0	0	0	0	0	0	0	0	0	0	0
			Doctors degree - Reseach/Scholarship	0	0	0	0	0	0	0	0	0	0	0	0	0
	160102	Linguistics	Masters Degree	4	2	3	0	0	1	0	0	0	2	0	0	6
			Doctors degree - Professional Practice	0	0	0	0	0	0	0	0	0	0	0	0	0
			Doctors degree - Reseach/Scholarship	0	0	0	0	0	0	0	0	0	0	0	0	0
	270101	Mathematics	Masters Degree	2	4	0	0	0	0	0	0	0	5	0	1	6
			Doctors degree - Professional Practice	0	0	0	0	0	0	0	0	0	0	0	0	0
			Doctors degree - Reseach/Scholarship	3	5	5	0	1	0	0	0	0	2	0	0	8
	161199	Mid/Near East&Semitic Lang/Lit	Masters Degree	1	2	0	0	1	0	0	0	0	1	1	0	3
			Doctors degree - Professional Practice	0	0	0	0	0	0	0	0	0	0	0	0	0
			Doctors degree - Reseach/Scholarship	0	0	0	0	0	0	0	0	0	0	0	0	0
	261201	Molecular Biotechnology	Masters Degree	0	1	0	0	0	0	0	0	0	1	0	0	1
			Doctors degree - Professional Practice	0	0	0	0	0	0	0	0	0	0	0	0	0
			Doctors degree - Reseach/Scholarship	0	0	0	0	0	0	0	0	0	0	0	0	0
	380101	Philosophy	Masters Degree	1	2	0	0	0	0	0	0	0	2	0	1	3
			Doctors degree - Professional Practice	0	0	0	0	0	0	0	0	0	0	0	0	0
			Doctors degree - Reseach/Scholarship	0	2	0	0	0	0	1	0	0	1	0	0	2
	400801	Physics, General	Masters Degree	0	5	4	0	1	0	0	0	0	0	0	0	5
			Doctors degree - Professional Practice	0	0	0	0	0	0	0	0	0	0	0	0	0
			Doctors degree - Reseach/Scholarship	3	4	3	0	2	1	0	0	0	1	0	0	7
	451001	Politcial Science General	Masters Degree	1	1	2	0	0	0	0	0	0	0	0	0	2
			Doctors degree - Professional Practice	0	0	0	0	0	0	0	0	0	0	0	0	0
			Doctors degree - Reseach/Scholarship	4	1	1	0	0	0	0	0	0	4	0	0	5
	420101	Psychology	Masters Degree	3	4	2	0	0	0	0	0	0	5	0	0	7
			Doctors degree - Professional Practice	0	0	0	0	0	0	0	0	0	0	0	0	0
			Doctors degree - Reseach/Scholarship	11	2	0	0	1	0	1	0	0	11	0	0	13
	440401	Public Administration	Masters Degree	15	8	0	0	1	2	1	1	0	17	1	1	23
			Doctors degree - Professional Practice	0	0	0	0	0	0	0	0	0	0	0	0	0
			Doctors degree - Reseach/Scholarship	0	0	0	0	0	0	0	0	0	0	0	0	0
	451101	Sociology	Masters Degree	2	2	0	0	0	1	0	0	0	3	0	0	4
			Doctors degree - Professional Practice	0	0	0	0	0	0	0	0	0	0	0	0	0
			Doctors degree - Reseach/Scholarship	6	2	1	0	0	3	0	0	0	4	0	0	8
	270501	Statistic, General	Masters Degree	1	3	2	0	0	0	0	0	0	2	0	0	4
			Doctors degree - Professional Practice	0	0	0	0	0	0	0	0	0	0	0	0	0
			Doctors degree - Reseach/Scholarship	0	0	0	0	0	0	0	0	0	0	0	0	0
	LS Total				194	131	55	1	15	33	11	0	197	5	8	325



Wayne State University
Graduate Degrees Awarded by College, Program, Gender, and Race/Ethnicity
IPEDS Award Year 2016

College	CIP Code	Program Classification	Award Category	F	M	Non-Resident Alien	American Indian or Alaskan Native	Asian	Black or African American	Hispanic or Latino	Native Hawaiian and Other Pacific Islander	White	2 or more races	Unknown	Grand Total	
LW	220205	Banking,Corporate,Finance,Secu	Masters Degree	1	2	1	0	0	2	0	0	0	0	0	3	
			Doctors degree - Professional Practice	0	0	0	0	0	0	0	0	0	0	0	0	0
			Doctors degree - Reseach/Scholarship	0	0	0	0	0	0	0	0	0	0	0	0	0
	220101	Law (LL.B. J.D.)	Masters Degree	0	0	0	0	0	0	0	0	0	0	0	0	0
			Doctors degree - Professional Practice	56	76	2	1	4	10	4	4	0	102	0	9	132
			Doctors degree - Reseach/Scholarship	0	0	0	0	0	0	0	0	0	0	0	0	0
	229999	Legal Professions & Studies	Masters Degree	0	0	0	0	0	0	0	0	0	0	0	0	0
			Doctors degree - Professional Practice	0	1	0	0	0	0	0	0	0	1	0	0	1
			Doctors degree - Reseach/Scholarship	0	0	0	0	0	0	0	0	0	0	0	0	0
	220299	Legal Research & Adv Prof Stud	Masters Degree	0	2	1	0	0	0	0	0	0	1	0	0	2
			Doctors degree - Professional Practice	0	0	0	0	0	0	0	0	0	0	0	0	0
			Doctors degree - Reseach/Scholarship	0	0	0	0	0	0	0	0	0	0	0	0	0
	220202	Programs for Foreign Lawyers	Masters Degree	5	4	5	0	1	2	0	0	0	1	0	0	9
			Doctors degree - Professional Practice	0	0	0	0	0	0	0	0	0	0	0	0	0
			Doctors degree - Reseach/Scholarship	0	0	0	0	0	0	0	0	0	0	0	0	0
	220211	Tax Law/Taxation	Masters Degree	1	1	0	0	0	0	0	0	0	1	0	1	2
			Doctors degree - Professional Practice	0	0	0	0	0	0	0	0	0	0	0	0	0
Doctors degree - Reseach/Scholarship			0	0	0	0	0	0	0	0	0	0	0	0	0	
LW Total			63	86	9	1	5	14	4	0	106	0	10	149		
MD	260403	Anatomy	Masters Degree	0	2	1	0	0	0	0	0	1	0	0	2	
			Doctors degree - Professional Practice	0	0	0	0	0	0	0	0	0	0	0	0	0
			Doctors degree - Reseach/Scholarship	0	0	0	0	0	0	0	0	0	0	0	0	0
	260210	Biochemistry&Molecular Biology	Masters Degree	2	2	0	0	0	1	0	0	0	3	0	0	4
			Doctors degree - Professional Practice	0	0	0	0	0	0	0	0	0	0	0	0	0
			Doctors degree - Reseach/Scholarship	0	1	1	0	0	0	0	0	0	0	0	0	1
	269999	Biological & Biomedical Sci	Masters Degree	12	18	2	0	3	0	2	0	22	0	1	30	
			Doctors degree - Professional Practice	0	0	0	0	0	0	0	0	0	0	0	0	0
			Doctors degree - Reseach/Scholarship	0	0	0	0	0	0	0	0	0	0	0	0	0
	511509	Genetic Counseling	Masters Degree	5	1	0	0	0	0	0	0	0	6	0	0	6
			Doctors degree - Professional Practice	0	0	0	0	0	0	0	0	0	0	0	0	0
			Doctors degree - Reseach/Scholarship	0	0	0	0	0	0	0	0	0	0	0	0	0
	512205	Health Physics/Radiolog Health	Masters Degree	4	6	2	0	3	0	0	0	3	1	1	10	
			Doctors degree - Professional Practice	0	0	0	0	0	0	0	0	0	0	0	0	0
			Doctors degree - Reseach/Scholarship	0	1	1	0	0	0	0	0	0	0	0	0	1
	260507	Immunology and Microbiology	Masters Degree	1	0	0	0	0	0	0	0	0	1	0	0	1
			Doctors degree - Professional Practice	0	0	0	0	0	0	0	0	0	0	0	0	0
			Doctors degree - Reseach/Scholarship	1	2	1	0	0	0	1	0	1	0	1	0	3
	512003	Med Pharmacol & Pharmaceut Sci	Masters Degree	0	0	0	0	0	0	0	0	0	0	0	0	0
			Doctors degree - Professional Practice	0	0	0	0	0	0	0	0	0	0	0	0	0
			Doctors degree - Reseach/Scholarship	2	0	1	0	0	0	0	0	1	0	1	0	2
	511201	Medicine	Masters Degree	0	0	0	0	0	0	0	0	0	0	0	0	0
			Doctors degree - Professional Practice	120	144	14	1	48	9	3	3	14	180	0	9	264
			Doctors degree - Reseach/Scholarship	0	0	0	0	0	0	0	0	0	0	0	0	0
	261501	Neuroscience	Masters Degree	0	0	0	0	0	0	0	0	0	0	0	0	0
			Doctors degree - Professional Practice	0	0	0	0	0	0	0	0	0	0	0	0	0
			Doctors degree - Reseach/Scholarship	2	1	1	0	0	0	0	0	0	2	0	0	3
260911	Oncology and Cancer Biology	Masters Degree	0	0	0	0	0	0	0	0	0	0	0	0	0	
		Doctors degree - Professional Practice	0	0	0	0	0	0	0	0	0	0	0	0	0	
		Doctors degree - Reseach/Scholarship	2	2	0	0	1	1	0	0	0	2	0	0	4	
260910	Pathology/Experimental Path	Masters Degree	0	0	0	0	0	0	0	0	0	0	0	0	0	
		Doctors degree - Professional Practice	0	0	0	0	0	0	0	0	0	0	0	0	0	
		Doctors degree - Reseach/Scholarship	0	1	1	0	0	0	0	0	0	0	0	0	1	



Wayne State University
Graduate Degrees Awarded by College, Program, Gender, and Race/Ethnicity
IPEDS Award Year 2016

College	CIP Code	Program Classification	Award Category	F	M	Non-Resident Alien	American Indian or Alaskan Native	Asian	Black or African American	Hispanic or Latino	Native Hawaiian and Other Pacific Islander	White	2 or more races	Unknown	Grand Total	
MD Cont.	260901	Physiology	Masters Degree	1	0	0	0	0	0	0	0	1	0	0	1	
			Doctors degree - Professional Practice	0	0	0	0	0	0	0	0	0	0	0	0	0
			Doctors degree - Reseach/Scholarship	4	3	2	0	0	1	0	0	4	0	0	0	7
	512201	Public Health, General	Masters Degree	8	3	2	0	2	0	1	0	0	6	0	0	11
			Doctors degree - Professional Practice	0	0	0	0	0	0	0	0	0	0	0	0	0
			Doctors degree - Reseach/Scholarship	0	0	0	0	0	0	0	0	0	0	0	0	0
MD Total			164	187	29	1	57	12	7	0	233	1	11	351		
NU	513803	Adult Health Nurse	Masters Degree	9	1	1	0	1	3	0	0	4	0	1	10	
			Doctors degree - Professional Practice	0	0	0	0	0	0	0	0	0	0	0	0	0
			Doctors degree - Reseach/Scholarship	0	0	0	0	0	0	0	0	0	0	0	0	0
	513806	Mat/Child Hlth&Neonat Nur	Masters Degree	43	1	1	0	1	5	2	1	0	33	1	1	44
			Doctors degree - Professional Practice	0	0	0	0	0	0	0	0	0	0	0	0	0
			Doctors degree - Reseach/Scholarship	0	0	0	0	0	0	0	0	0	0	0	0	0
	513808	Nursing Science	Masters Degree	0	0	0	0	0	0	0	0	0	0	0	0	0
			Doctors degree - Professional Practice	14	1	2	0	1	4	1	0	7	0	0	0	15
			Doctors degree - Reseach/Scholarship	1	0	0	0	0	1	0	0	0	0	0	0	1
	513810	Psychiatric Mental Hlth Nur	Masters Degree	14	3	1	0	0	2	0	0	0	2	0	12	17
			Doctors degree - Professional Practice	0	0	0	0	0	0	0	0	0	0	0	0	0
			Doctors degree - Reseach/Scholarship	0	0	0	0	0	0	0	0	0	0	0	0	0
	513811	Public Hlth Comm Nurse	Masters Degree	3	0	1	0	0	1	0	0	0	1	0	0	3
			Doctors degree - Professional Practice	0	0	0	0	0	0	0	0	0	0	0	0	0
			Doctors degree - Reseach/Scholarship	0	0	0	0	0	0	0	0	0	0	0	0	0
NU Total			84	6	6	0	3	16	3	0	47	1	14	90		
PA	512003	Med Pharmacol & Pharmaceut Sci	Masters Degree	2	5	7	0	0	0	0	0	0	0	0	7	
			Doctors degree - Professional Practice	0	0	0	0	0	0	0	0	0	0	0	0	0
			Doctors degree - Reseach/Scholarship	1	0	0	0	1	0	0	0	0	0	0	0	1
	513804	Nurse Anesthetist	Masters Degree	9	6	0	0	2	1	0	0	0	10	1	1	15
			Doctors degree - Professional Practice	0	0	0	0	0	0	0	0	0	0	0	0	0
			Doctors degree - Reseach/Scholarship	0	0	0	0	0	0	0	0	0	0	0	0	0
	512306	Occupational Therapy	Masters Degree	25	4	0	0	0	0	0	0	0	27	2	0	29
			Doctors degree - Professional Practice	0	0	0	0	0	0	0	0	0	0	0	0	0
			Doctors degree - Reseach/Scholarship	0	0	0	0	0	0	0	0	0	0	0	0	0
	512001	Pharmacy	Masters Degree	0	0	0	0	0	0	0	0	0	0	0	0	0
			Doctors degree - Professional Practice	57	35	7	0	15	1	0	39	1	29	1	29	92
			Doctors degree - Reseach/Scholarship	0	0	0	0	0	0	0	0	0	0	0	0	0
	512308	Physical Therapy	Masters Degree	0	0	0	0	0	0	0	0	0	0	0	0	0
			Doctors degree - Professional Practice	27	15	2	0	1	3	0	29	3	4	4	4	42
			Doctors degree - Reseach/Scholarship	0	0	0	0	0	0	0	0	0	0	0	0	0
510912	Physician Assistant Studies	Masters Degree	32	14	0	0	1	0	2	0	0	42	1	0	46	
		Doctors degree - Professional Practice	0	0	0	0	0	0	0	0	0	0	0	0	0	
		Doctors degree - Reseach/Scholarship	0	0	0	0	0	0	0	0	0	0	0	0	0	
PA Total			153	79	16	0	20	5	2	0	147	8	34	232		
SW	440701	Social Work	Masters Degree	308	48	14	2	4	101	11	0	213	8	3	356	
			Doctors degree - Professional Practice	0	0	0	0	0	0	0	0	0	0	0	0	0
			Doctors degree - Reseach/Scholarship	2	0	0	0	0	1	0	0	0	1	0	0	2
SW Total			310	48	14	2	4	102	11	0	214	8	3	358		
Grand Total			1,624	1,211	541	8	168	343	68	0	1,550	39	118	2,835		



Wayne State University
Graduate Degrees Awarded by College, Program, Gender, and Race/Ethnicity
IPEDS Award Year 2017

College	Program Classification	CIP Code	Award Category	F	M	Non-Resident Alien	American Indian or Alaskan Native	Asian	Black or African American	Hispanic or Latino	Native Hawaiian and Other Pacific Islander	White	2 or more races	Unknown	Grand Total	
BA	Accounting	520301	Masters Degree	15	11	7	0	4	2	1	0	11	1	0	26	
			Doctors degree - Professional Practice	0	0	0	0	0	0	0	0	0	0	0	0	0
			Doctors degree - Reseach/Scholarship	0	0	0	0	0	0	0	0	0	0	0	0	0
	Business Admin & Mgt, Gen	520201	Masters Degree	68	98	25	0	13	15	9	0	101	1	2	166	
			Doctors degree - Professional Practice	0	0	0	0	0	0	0	0	0	0	0	0	0
			Doctors degree - Reseach/Scholarship	2	0	0	0	1	0	0	0	1	0	0	2	2
	Taxation	521601	Masters Degree	4	4	2	0	0	0	0	0	6	0	0	8	
			Doctors degree - Professional Practice	0	0	0	0	0	0	0	0	0	0	0	0	0
			Doctors degree - Reseach/Scholarship	0	0	0	0	0	0	0	0	0	0	0	0	0
	BA Total			89	113	34	0	18	17	10	0	119	2	2	202	
	ED	Art Teacher Education	131302	Masters Degree	6	0	0	0	0	0	0	0	6	0	0	6
				Doctors degree - Professional Practice	0	0	0	0	0	0	0	0	0	0	0	0
Doctors degree - Reseach/Scholarship				0	0	0	0	0	0	0	0	0	0	0	0	0
Bilingual & Multilingual Educ		130201	Masters Degree	12	3	0	0	0	0	2	0	12	1	0	15	
			Doctors degree - Professional Practice	0	0	0	0	0	0	0	0	0	0	0	0	0
			Doctors degree - Reseach/Scholarship	0	0	0	0	0	0	0	0	0	0	0	0	0
Counseling Psychology		422803	Masters Degree	11	1	1	0	0	2	0	0	9	0	0	12	
			Doctors degree - Professional Practice	0	0	0	0	0	0	0	0	0	0	0	0	0
			Doctors degree - Reseach/Scholarship	0	0	0	0	0	0	0	0	0	0	0	0	0
Counselor Educ/Guidance Svcs		131101	Masters Degree	44	6	1	0	1	18	3	0	23	2	2	50	
			Doctors degree - Professional Practice	0	0	0	0	0	0	0	0	0	0	0	0	0
			Doctors degree - Reseach/Scholarship	0	0	0	0	0	0	0	0	0	0	0	0	0
Curriculum and Instruction		130301	Masters Degree	0	0	0	0	0	0	0	0	0	0	0	0	0
			Doctors degree - Professional Practice	0	0	0	0	0	0	0	0	0	0	0	0	0
			Doctors degree - Reseach/Scholarship	8	0	1	0	0	2	0	0	5	0	0	8	8
Early Childhood Education		131210	Masters Degree	7	0	0	0	1	1	1	1	4	0	0	7	
			Doctors degree - Professional Practice	0	0	0	0	0	0	0	0	0	0	0	0	0
			Doctors degree - Reseach/Scholarship	0	0	0	0	0	0	0	0	0	0	0	0	0
Educ/Instruc Media Design		130501	Masters Degree	18	7	0	0	1	4	2	0	17	1	0	25	
			Doctors degree - Professional Practice	0	0	0	0	0	0	0	0	0	0	0	0	0
			Doctors degree - Reseach/Scholarship	3	7	6	0	0	1	0	0	3	0	0	10	10
Education Leadership & Admin		130401	Masters Degree	0	0	0	0	0	0	0	0	0	0	0	0	0
			Doctors degree - Professional Practice	0	0	0	0	0	0	0	0	0	0	0	0	0
			Doctors degree - Reseach/Scholarship	4	3	0	0	0	5	0	0	1	1	0	7	7
Educational Eval/Research		130601	Masters Degree	0	0	0	0	0	0	0	0	0	0	0	0	0
			Doctors degree - Professional Practice	0	0	0	0	0	0	0	0	0	0	0	0	0
			Doctors degree - Reseach/Scholarship	8	1	1	0	2	4	0	0	2	0	0	9	9
Educational Psychology		422806	Masters Degree	18	0	1	0	2	5	1	0	9	0	0	18	
			Doctors degree - Professional Practice	0	0	0	0	0	0	0	0	0	0	0	0	0
			Doctors degree - Reseach/Scholarship	8	3	3	0	0	0	0	0	8	0	0	11	11
Educational Supervision		130404	Masters Degree	13	10	0	1	0	7	2	0	11	0	2	23	
			Doctors degree - Professional Practice	0	0	0	0	0	0	0	0	0	0	0	0	0
			Doctors degree - Reseach/Scholarship	0	0	0	0	0	0	0	0	0	0	0	0	0
Elementary Teacher Education		131202	Masters Degree	10	7	0	0	1	5	0	0	11	0	0	17	
			Doctors degree - Professional Practice	0	0	0	0	0	0	0	0	0	0	0	0	0
			Doctors degree - Reseach/Scholarship	0	0	0	0	0	0	0	0	0	0	0	0	0



Wayne State University
Graduate Degrees Awarded by College, Program, Gender, and Race/Ethnicity
IPEDS Award Year 2017

College	Program Classification	CIP Code	Award Category	F	M	Non-Resident Alien	American Indian or Alaskan Native	Asian	Black or African American	Hispanic or Latino	Native Hawaiian and Other Pacific Islander	White	2 or more races	Unknown	Grand Total	
ED Cont.	English Teacher Education	131305	Masters Degree	4	0	0	0	0	1	0	0	3	0	0	4	
			Doctors degree - Professional Practice	0	0	0	0	0	0	0	0	0	0	0	0	0
			Doctors degree - Reseach/Scholarship	0	0	0	0	0	0	0	0	0	0	0	0	0
	Health Teacher Education	131307	Masters Degree	9	3	0	0	1	6	0	0	5	0	0	0	12
			Doctors degree - Professional Practice	0	0	0	0	0	0	0	0	0	0	0	0	0
			Doctors degree - Reseach/Scholarship	0	0	0	0	0	0	0	0	0	0	0	0	0
	Mathematics Teacher Education	131311	Masters Degree	1	1	0	0	0	1	0	0	1	0	0	0	2
			Doctors degree - Professional Practice	0	0	0	0	0	0	0	0	0	0	0	0	0
			Doctors degree - Reseach/Scholarship	0	0	0	0	0	0	0	0	0	0	0	0	0
	Physical Education Tchg/Coach	131314	Masters Degree	5	9	6	0	0	1	0	0	7	0	0	0	14
			Doctors degree - Professional Practice	0	0	0	0	0	0	0	0	0	0	0	0	0
			Doctors degree - Reseach/Scholarship	2	1	0	0	0	0	0	0	0	3	0	0	3
	Reading Teacher Education	131315	Masters Degree	10	0	0	0	0	5	0	0	5	0	0	0	10
			Doctors degree - Professional Practice	0	0	0	0	0	0	0	0	0	0	0	0	0
			Doctors degree - Reseach/Scholarship	1	1	0	0	0	1	0	0	1	0	0	0	2
	School Psychology	422805	Masters Degree	13	0	0	0	0	0	0	0	13	0	0	0	13
			Doctors degree - Professional Practice	0	0	0	0	0	0	0	0	0	0	0	0	0
			Doctors degree - Reseach/Scholarship	0	0	0	0	0	0	0	0	0	0	0	0	0
	Science Teacher Education	131316	Masters Degree	1	0	0	0	0	0	0	0	1	0	0	0	1
			Doctors degree - Professional Practice	0	0	0	0	0	0	0	0	0	0	0	0	0
			Doctors degree - Reseach/Scholarship	0	0	0	0	0	0	0	0	0	0	0	0	0
	Secondary Teacher Education	131205	Masters Degree	12	13	0	0	1	8	0	0	16	0	0	0	25
			Doctors degree - Professional Practice	0	0	0	0	0	0	0	0	0	0	0	0	0
			Doctors degree - Reseach/Scholarship	0	0	0	0	0	0	0	0	0	0	0	0	0
	Special Education, General	131001	Masters Degree	15	3	1	0	1	4	2	0	10	0	0	0	18
			Doctors degree - Professional Practice	0	0	0	0	0	0	0	0	0	0	0	0	0
			Doctors degree - Reseach/Scholarship	2	1	1	0	0	0	0	0	1	0	1	0	3
	Sport and Fitness Admin/Mgt	310504	Masters Degree	15	21	0	1	0	10	1	0	24	0	0	0	36
			Doctors degree - Professional Practice	0	0	0	0	0	0	0	0	0	0	0	0	0
			Doctors degree - Reseach/Scholarship	0	0	0	0	0	0	0	0	0	0	0	0	0
	Technical Teacher Education	131319	Masters Degree	3	3	0	0	0	2	0	0	3	0	1	0	6
			Doctors degree - Professional Practice	0	0	0	0	0	0	0	0	0	0	0	0	0
			Doctors degree - Reseach/Scholarship	0	0	0	0	0	0	0	0	0	0	0	0	0
	Vocational Rehab Counseling	512310	Masters Degree	7	1	2	0	0	2	0	0	4	0	0	0	8
			Doctors degree - Professional Practice	0	0	0	0	0	0	0	0	0	0	0	0	0
			Doctors degree - Reseach/Scholarship	0	0	0	0	0	0	0	0	0	0	0	0	0
ED Total			270	105	24	2	11	95	14	0	218	5	6	375		
EN	Biomedical/Medical Engg	140501	Masters Degree	17	21	20	0	1	2	0	0	14	0	1	38	
			Doctors degree - Professional Practice	0	0	0	0	0	0	0	0	0	0	0	0	
			Doctors degree - Reseach/Scholarship	4	2	3	0	1	0	2	0	0	0	0	0	6
	Chemical Engineering	140701	Masters Degree	3	9	2	0	2	0	0	0	8	0	0	0	12
			Doctors degree - Professional Practice	0	0	0	0	0	0	0	0	0	0	0	0	0
			Doctors degree - Reseach/Scholarship	1	2	3	0	0	0	0	0	0	0	0	0	3
	Civil Engineering, General	140801	Masters Degree	7	25	18	0	0	2	2	0	10	0	0	0	32
			Doctors degree - Professional Practice	0	0	0	0	0	0	0	0	0	0	0	0	0
			Doctors degree - Reseach/Scholarship	3	2	3	0	0	0	0	0	0	2	0	0	5
	Computer and Info Sci General	110101	Masters Degree	22	36	52	0	1	0	0	0	3	1	1	0	58
			Doctors degree - Professional Practice	0	0	0	0	0	0	0	0	0	0	0	0	0
			Doctors degree - Reseach/Scholarship	0	6	6	0	0	0	0	0	0	0	0	0	6



Wayne State University
Graduate Degrees Awarded by College, Program, Gender, and Race/Ethnicity
IPEDS Award Year 2017

College	Program Classification	CIP Code	Award Category	F	M	Non-Resident Alien	American Indian or Alaskan Native	Asian	Black or African American	Hispanic or Latino	Native Hawaiian and Other Pacific Islander	White	2 or more races	Unknown	Grand Total	
EN Cont.	Computer Engineering	140901	Masters Degree	2	8	8	0	0	0	0	0	1	1	0	10	
			Doctors degree - Professional Practice	0	0	0	0	0	0	0	0	0	0	0	0	0
			Doctors degree - Reseach/Scholarship	0	2	0	0	0	0	0	0	0	2	0	0	2
	Electrical/Electrnc/Comm Engg	141001	Masters Degree	18	64	77	0	0	1	0	0	0	3	1	0	82
			Doctors degree - Professional Practice	0	0	0	0	0	0	0	0	0	0	0	0	0
			Doctors degree - Reseach/Scholarship	1	4	5	0	0	0	0	0	0	0	0	0	5
	Engg/Industrial Management	151501	Masters Degree	5	16	5	0	3	1	0	0	0	12	0	0	21
			Doctors degree - Professional Practice	0	0	0	0	0	0	0	0	0	0	0	0	0
			Doctors degree - Reseach/Scholarship	0	0	0	0	0	0	0	0	0	0	0	0	0
	Engineering Technologies/Tech	150000	Masters Degree	0	1	0	0	0	0	0	0	0	1	0	0	1
			Doctors degree - Professional Practice	0	0	0	0	0	0	0	0	0	0	0	0	0
			Doctors degree - Reseach/Scholarship	0	0	0	0	0	0	0	0	0	0	0	0	0
	Engineering, Other	149999	Masters Degree	2	10	7	0	1	1	0	0	0	2	0	1	12
			Doctors degree - Professional Practice	0	0	0	0	0	0	0	0	0	0	0	0	0
			Doctors degree - Reseach/Scholarship	0	0	0	0	0	0	0	0	0	0	0	0	0
	Industrial Engineering	143501	Masters Degree	14	149	151	0	1	2	0	0	0	8	1	0	163
			Doctors degree - Professional Practice	0	0	0	0	0	0	0	0	0	0	0	0	0
			Doctors degree - Reseach/Scholarship	0	3	1	0	1	0	0	0	0	1	0	0	3
	Manufacturing Engineering	143601	Masters Degree	1	26	23	0	0	0	0	0	0	3	0	1	27
			Doctors degree - Professional Practice	0	0	0	0	0	0	0	0	0	0	0	0	0
			Doctors degree - Reseach/Scholarship	0	0	0	0	0	0	0	0	0	0	0	0	0
	Materials Science	401001	Masters Degree	2	5	5	0	0	0	0	0	0	2	0	0	7
			Doctors degree - Professional Practice	0	0	0	0	0	0	0	0	0	0	0	0	0
			Doctors degree - Reseach/Scholarship	0	1	1	0	0	0	0	0	0	0	0	0	1
	Mechanical Engineering	141901	Masters Degree	10	135	132	0	5	0	1	0	7	0	0	0	145
			Doctors degree - Professional Practice	0	0	0	0	0	0	0	0	0	0	0	0	0
			Doctors degree - Reseach/Scholarship	0	4	2	0	2	0	0	0	0	0	0	0	4
	EN Total			112	531	524	0	18	9	3	0	81	4	4	643	
FA	Art History/Criticism/Consrvtvn	500703	Masters Degree	2	0	0	0	0	0	0	0	2	0	0	2	
			Doctors degree - Professional Practice	0	0	0	0	0	0	0	0	0	0	0	0	
			Doctors degree - Reseach/Scholarship	0	0	0	0	0	0	0	0	0	0	0	0	
	Art, General	500701	Masters Degree	2	1	0	0	0	0	0	0	0	2	1	0	3
			Doctors degree - Professional Practice	0	0	0	0	0	0	0	0	0	0	0	0	
			Doctors degree - Reseach/Scholarship	0	0	0	0	0	0	0	0	0	0	0	0	
	Communications, Speech,Rhetor	090101	Masters Degree	9	9	2	0	0	8	0	0	0	7	1	0	18
			Doctors degree - Professional Practice	0	0	0	0	0	0	0	0	0	0	0	0	
			Doctors degree - Reseach/Scholarship	5	2	0	0	0	0	0	0	0	7	0	0	7
	Dispute Resolution	302801	Masters Degree	4	2	1	0	0	2	0	0	0	3	0	0	6
			Doctors degree - Professional Practice	0	0	0	0	0	0	0	0	0	0	0	0	
			Doctors degree - Reseach/Scholarship	0	0	0	0	0	0	0	0	0	0	0	0	
	Drama/Theater Arts General	500501	Masters Degree	6	7	0	0	0	2	2	0	7	2	0	0	13
			Doctors degree - Professional Practice	0	0	0	0	0	0	0	0	0	0	0	0	
			Doctors degree - Reseach/Scholarship	0	0	0	0	0	0	0	0	0	0	0	0	
	Music, General	500901	Masters Degree	3	5	0	0	0	1	2	0	3	0	2	8	
			Doctors degree - Professional Practice	0	0	0	0	0	0	0	0	0	0	0	0	
			Doctors degree - Reseach/Scholarship	0	0	0	0	0	0	0	0	0	0	0	0	
	Peace and Conflict Studies	300501	Masters Degree	2	0	1	0	0	0	0	0	0	1	0	0	2
			Doctors degree - Professional Practice	0	0	0	0	0	0	0	0	0	0	0	0	
			Doctors degree - Reseach/Scholarship	0	0	0	0	0	0	0	0	0	0	0	0	
	FA Total			33	26	4	0	0	13	4	0	31	5	2	59	



Wayne State University
Graduate Degrees Awarded by College, Program, Gender, and Race/Ethnicity
IPEDS Award Year 2017

College	Program Classification	CIP Code	Award Category	F	M	Non-Resident Alien	American Indian or Alaskan Native	Asian	Black or African American	Hispanic or Latino	Native Hawaiian and Other Pacific Islander	White	2 or more races	Unknown	Grand Total	
GS	Molecular Biology	260204	Masters Degree	0	0	0	0	0	0	0	0	0	0	0	0	
			Doctors degree - Professional Practice	0	0	0	0	0	0	0	0	0	0	0	0	
			Doctors degree - Reseach/Scholarship	1	4	0	0	0	0	0	0	0	0	5	0	0
			IS Total	1	4	0	0	0	0	0	0	0	0	5	0	0
IS	Library Science/Librarianship	250101	Masters Degree	124	25	0	1	4	15	5	0	111	4	9	149	
			Doctors degree - Professional Practice	0	0	0	0	0	0	0	0	0	0	0	0	
			Doctors degree - Reseach/Scholarship	0	0	0	0	0	0	0	0	0	0	0	0	
			IS Total	124	25	0	1	4	15	5	0	111	4	9	149	
LS	Anthropology	450201	Masters Degree	8	1	0	0	0	0	0	0	9	0	0	9	
			Doctors degree - Professional Practice	0	0	0	0	0	0	0	0	0	0	0	0	
			Doctors degree - Reseach/Scholarship	2	1	0	0	0	0	0	0	0	3	0	0	3
	Applied Mathematics, General	270301	Masters Degree	2	0	1	0	1	0	0	0	0	0	0	0	2
			Doctors degree - Professional Practice	0	0	0	0	0	0	0	0	0	0	0	0	
			Doctors degree - Reseach/Scholarship	0	0	0	0	0	0	0	0	0	0	0	0	
	Archival Administration	540105	Masters Degree	1	0	0	0	0	0	0	0	0	1	0	0	1
			Doctors degree - Professional Practice	0	0	0	0	0	0	0	0	0	0	0	0	
			Doctors degree - Reseach/Scholarship	0	0	0	0	0	0	0	0	0	0	0	0	
	Audiology/Hearing Sciences	510202	Masters Degree	0	0	0	0	0	0	0	0	0	0	0	0	
			Doctors degree - Professional Practice	0	0	0	0	0	0	0	0	0	0	0	0	
			Doctors degree - Reseach/Scholarship	6	2	3	0	0	0	0	0	0	5	0	0	8
	Biology, General	260101	Masters Degree	3	3	1	0	1	0	0	0	3	0	1	6	
			Doctors degree - Professional Practice	0	0	0	0	0	0	0	0	0	0	0	0	
			Doctors degree - Reseach/Scholarship	6	5	10	0	1	0	0	0	0	0	0	0	11
	Chemistry, General	400501	Masters Degree	3	3	2	0	0	1	0	0	0	2	1	0	6
			Doctors degree - Professional Practice	0	0	0	0	0	0	0	0	0	0	0	0	
			Doctors degree - Reseach/Scholarship	9	11	11	0	3	0	0	0	0	5	0	1	20
	City/Urban, Comm/Region Plan'g	040301	Masters Degree	7	9	3	0	0	3	0	0	0	10	0	0	16
			Doctors degree - Professional Practice	0	0	0	0	0	0	0	0	0	0	0	0	
			Doctors degree - Reseach/Scholarship	0	0	0	0	0	0	0	0	0	0	0	0	
	Classics&Classical Lang & Lit	161200	Masters Degree	0	1	0	0	0	0	0	0	0	1	0	0	1
			Doctors degree - Professional Practice	0	0	0	0	0	0	0	0	0	0	0	0	
			Doctors degree - Reseach/Scholarship	0	0	0	0	0	0	0	0	0	0	0	0	
	Communicatio Disorders	510201	Masters Degree	40	2	3	0	0	0	0	0	0	38	0	1	42
			Doctors degree - Professional Practice	0	0	0	0	0	0	0	0	0	0	0	0	
			Doctors degree - Reseach/Scholarship	2	0	0	0	0	1	0	0	0	0	1	0	2
	Criminal Justice Studies	430104	Masters Degree	11	5	0	0	0	6	0	0	10	0	0	16	
			Doctors degree - Professional Practice	0	0	0	0	0	0	0	0	0	0	0	0	
			Doctors degree - Reseach/Scholarship	0	0	0	0	0	0	0	0	0	0	0	0	
	Economics, General	450601	Masters Degree	4	6	3	0	2	2	0	0	3	0	0	10	
			Doctors degree - Professional Practice	0	0	0	0	0	0	0	0	0	0	0	0	
			Doctors degree - Reseach/Scholarship	3	3	1	0	2	2	0	0	1	0	0	6	
	English Language/Lit General	230101	Masters Degree	8	7	0	0	0	1	0	0	12	1	1	15	
			Doctors degree - Professional Practice	0	0	0	0	0	0	0	0	0	0	0	0	
			Doctors degree - Reseach/Scholarship	9	6	0	0	1	2	0	0	10	1	1	15	
	Foods and Nutrition & Wellness	190501	Masters Degree	16	2	7	0	3	1	1	0	5	0	1	18	
			Doctors degree - Professional Practice	0	0	0	0	0	0	0	0	0	0	0	0	
			Doctors degree - Reseach/Scholarship	2	1	1	0	1	0	0	0	1	0	0	3	
	Foreign Langs/Lits General	160101	Masters Degree	6	1	0	0	0	0	0	0	7	0	0	7	
			Doctors degree - Professional Practice	0	0	0	0	0	0	0	0	0	0	0	0	
			Doctors degree - Reseach/Scholarship	0	0	0	0	0	0	0	0	0	0	0	0	



Wayne State University
Graduate Degrees Awarded by College, Program, Gender, and Race/Ethnicity
IPEDS Award Year 2017

College	Program Classification	CIP Code	Award Category	F	M	Non-Resident Alien	American Indian or Alaskan Native	Asian	Black or African American	Hispanic or Latino	Native Hawaiian and Other Pacific Islander	White	2 or more races	Unknown	Grand Total	
LS Cont.	Geology	400601	Masters Degree	4	1	1	0	0	0	0	0	3	1	0	5	
			Doctors degree - Professional Practice	0	0	0	0	0	0	0	0	0	0	0	0	0
			Doctors degree - Reseach/Scholarship	0	0	0	0	0	0	0	0	0	0	0	0	0
	German Language/Literature	160501	Masters Degree	2	0	0	0	0	0	0	0	0	2	0	0	2
			Doctors degree - Professional Practice	0	0	0	0	0	0	0	0	0	0	0	0	0
			Doctors degree - Reseach/Scholarship	0	0	0	0	0	0	0	0	0	0	0	0	0
	History	540101	Masters Degree	2	8	0	0	0	0	0	0	0	10	0	0	10
			Doctors degree - Professional Practice	0	0	0	0	0	0	0	0	0	0	0	0	0
			Doctors degree - Reseach/Scholarship	1	1	0	0	0	0	0	0	0	0	2	0	0
	Indust & Organiz Psychology	422804	Masters Degree	7	5	0	0	0	0	0	0	0	11	1	0	12
			Doctors degree - Professional Practice	0	0	0	0	0	0	0	0	0	0	0	0	0
			Doctors degree - Reseach/Scholarship	0	0	0	0	0	0	0	0	0	0	0	0	0
	Labor/Personnel Relat & Stud	521002	Masters Degree	5	4	0	0	0	3	0	0	0	6	0	0	9
			Doctors degree - Professional Practice	0	0	0	0	0	0	0	0	0	0	0	0	0
			Doctors degree - Reseach/Scholarship	0	0	0	0	0	0	0	0	0	0	0	0	0
	Library Science/Librarianship	250101	Masters Degree	1	0	0	0	0	0	0	0	0	1	0	0	1
			Doctors degree - Professional Practice	0	0	0	0	0	0	0	0	0	0	0	0	0
			Doctors degree - Reseach/Scholarship	0	0	0	0	0	0	0	0	0	0	0	0	0
	Linguistics	160102	Masters Degree	5	4	5	0	0	0	0	0	0	3	1	0	9
			Doctors degree - Professional Practice	0	0	0	0	0	0	0	0	0	0	0	0	0
			Doctors degree - Reseach/Scholarship	0	0	0	0	0	0	0	0	0	0	0	0	0
	Mathematics	270101	Masters Degree	0	3	0	0	1	0	0	0	0	2	0	0	3
			Doctors degree - Professional Practice	0	0	0	0	0	0	0	0	0	0	0	0	0
			Doctors degree - Reseach/Scholarship	0	7	7	0	0	0	0	0	0	0	0	0	7
	Mid/Near East&Semitic Lang/Lit	161199	Masters Degree	0	2	0	0	0	0	0	0	0	2	0	0	2
			Doctors degree - Professional Practice	0	0	0	0	0	0	0	0	0	0	0	0	0
			Doctors degree - Reseach/Scholarship	0	0	0	0	0	0	0	0	0	0	0	0	0
	Molecular Biotechnology	261201	Masters Degree	2	1	0	0	0	0	0	0	0	3	0	0	3
			Doctors degree - Professional Practice	0	0	0	0	0	0	0	0	0	0	0	0	0
			Doctors degree - Reseach/Scholarship	0	0	0	0	0	0	0	0	0	0	0	0	0
	Philosophy	380101	Masters Degree	0	3	0	0	0	0	0	0	0	3	0	0	3
			Doctors degree - Professional Practice	0	0	0	0	0	0	0	0	0	0	0	0	0
			Doctors degree - Reseach/Scholarship	0	0	0	0	0	0	0	0	0	0	0	0	0
	Physics, General	400801	Masters Degree	2	1	1	0	0	0	0	0	0	1	1	0	3
			Doctors degree - Professional Practice	0	0	0	0	0	0	0	0	0	0	0	0	0
			Doctors degree - Reseach/Scholarship	3	10	7	0	1	0	0	0	0	4	1	0	13
	Politcial Science General	451001	Masters Degree	0	2	0	0	0	0	0	0	0	2	0	0	2
			Doctors degree - Professional Practice	0	0	0	0	0	0	0	0	0	0	0	0	0
			Doctors degree - Reseach/Scholarship	2	1	2	0	0	0	0	0	0	1	0	0	3
	Psychology	420101	Masters Degree	9	8	1	0	1	0	1	0	0	14	0	0	17
			Doctors degree - Professional Practice	0	0	0	0	0	0	0	0	0	0	0	0	0
			Doctors degree - Reseach/Scholarship	18	9	3	0	1	3	1	0	0	17	1	1	27
	Public Administration	440401	Masters Degree	9	6	1	0	0	1	0	0	0	12	1	0	15
			Doctors degree - Professional Practice	0	0	0	0	0	0	0	0	0	0	0	0	0
			Doctors degree - Reseach/Scholarship	0	0	0	0	0	0	0	0	0	0	0	0	0
	Sociology	451101	Masters Degree	6	0	0	0	0	2	0	0	0	3	1	0	6
			Doctors degree - Professional Practice	0	0	0	0	0	0	0	0	0	0	0	0	0
			Doctors degree - Reseach/Scholarship	5	4	2	0	0	3	0	0	0	2	1	1	9
	Statistic, General	270501	Masters Degree	1	2	2	0	0	0	0	0	0	1	0	0	3
			Doctors degree - Professional Practice	0	0	0	0	0	0	0	0	0	0	0	0	0
			Doctors degree - Reseach/Scholarship	0	0	0	0	0	0	0	0	0	0	0	0	0
	LS Total				232	151	78	0	19	31	3	0	231	13	8	383



Wayne State University
Graduate Degrees Awarded by College, Program, Gender, and Race/Ethnicity
IPEDS Award Year 2017

College	Program Classification	CIP Code	Award Category	F	M	Non-Resident Alien	American Indian or Alaskan Native	Asian	Black or African American	Hispanic or Latino	Native Hawaiian and Other Pacific Islander	White	2 or more races	Unknown	Grand Total	
LW	Banking,Corporate,Finance,Secu	220205	Masters Degree	0	2	1	0	0	1	0	0	0	0	0	2	
			Doctors degree - Professional Practice	0	0	0	0	0	0	0	0	0	0	0	0	0
			Doctors degree - Reseach/Scholarship	0	0	0	0	0	0	0	0	0	0	0	0	0
	Law (LL.B. J.D.)	220101	Masters Degree	0	0	0	0	0	0	0	0	0	0	0	0	0
			Doctors degree - Professional Practice	47	66	3	1	2	10	0	81	7	9	113		
			Doctors degree - Reseach/Scholarship	0	0	0	0	0	0	0	0	0	0	0		
	Programs for Foreign Lawyers	220202	Masters Degree	1	0	1	0	0	0	0	0	0	0	0	1	
			Doctors degree - Professional Practice	0	0	0	0	0	0	0	0	0	0	0	0	
			Doctors degree - Reseach/Scholarship	0	0	0	0	0	0	0	0	0	0	0	0	
	Tax Law/Taxation	220211	Masters Degree	1	0	0	0	0	0	0	0	0	1	0	0	1
			Doctors degree - Professional Practice	0	0	0	0	0	0	0	0	0	0	0	0	0
			Doctors degree - Reseach/Scholarship	0	0	0	0	0	0	0	0	0	0	0	0	0
LW Total			49	68	5	1	2	11	0	0	82	7	9	117		
MD	Anatomy	260403	Masters Degree	0	0	0	0	0	0	0	0	0	0	0	0	
			Doctors degree - Professional Practice	0	0	0	0	0	0	0	0	0	0	0	0	
			Doctors degree - Reseach/Scholarship	2	0	1	0	0	0	0	1	0	0	2		
	Biochemistry&Molecular Biology	260210	Masters Degree	5	1	2	0	0	1	0	0	3	0	0	6	
			Doctors degree - Professional Practice	0	0	0	0	0	0	0	0	0	0	0	0	
			Doctors degree - Reseach/Scholarship	3	1	3	0	1	0	0	0	0	0	4		
	Biological & Biomedical Sci	269999	Masters Degree	12	21	1	0	9	2	0	0	20	1	0	33	
			Doctors degree - Professional Practice	0	0	0	0	0	0	0	0	0	0	0	0	
			Doctors degree - Reseach/Scholarship	0	0	0	0	0	0	0	0	0	0	0	0	
	Genetic Counseling	511509	Masters Degree	4	1	1	0	0	0	0	0	4	0	0	5	
			Doctors degree - Professional Practice	0	0	0	0	0	0	0	0	0	0	0	0	
			Doctors degree - Reseach/Scholarship	0	0	0	0	0	0	0	0	0	0	0	0	
	Health Physics/Radiolog Health	512205	Masters Degree	2	6	1	0	0	0	0	0	7	0	0	8	
			Doctors degree - Professional Practice	0	0	0	0	0	0	0	0	0	0	0	0	
			Doctors degree - Reseach/Scholarship	0	4	1	0	0	0	0	2	0	1	4		
	Med Pharmacol & Pharmaceut Sci	512003	Masters Degree	0	0	0	0	0	0	0	0	0	0	0	0	
			Doctors degree - Professional Practice	0	0	0	0	0	0	0	0	0	0	0	0	
			Doctors degree - Reseach/Scholarship	1	1	2	0	0	0	0	0	0	0	2		
	Medicine	511201	Masters Degree	0	0	0	0	0	0	0	0	0	0	0	0	
			Doctors degree - Professional Practice	127	141	17	0	60	9	4	156	4	18	268		
			Doctors degree - Reseach/Scholarship	0	0	0	0	0	0	0	0	0	0	0		
	Oncology and Cancer Biology	260911	Masters Degree	0	0	0	0	0	0	0	0	0	0	0	0	
			Doctors degree - Professional Practice	0	0	0	0	0	0	0	0	0	0	0	0	
			Doctors degree - Reseach/Scholarship	2	2	0	0	0	0	0	4	0	0	4		
Pathology/Experimental Path	260910	Masters Degree	0	0	0	0	0	0	0	0	0	0	0	0		
		Doctors degree - Professional Practice	0	0	0	0	0	0	0	0	0	0	0	0		
		Doctors degree - Reseach/Scholarship	2	0	0	0	0	0	0	2	0	0	2			
Physiology	260901	Masters Degree	1	0	0	0	0	0	0	0	1	0	0	1		
		Doctors degree - Professional Practice	0	0	0	0	0	0	0	0	0	0	0	0		
		Doctors degree - Reseach/Scholarship	4	3	3	0	1	1	0	2	0	0	7			
Public Health, General	512201	Masters Degree	13	4	7	0	3	1	0	3	0	3	0	17		
		Doctors degree - Professional Practice	0	0	0	0	0	0	0	0	0	0	0	0		
		Doctors degree - Reseach/Scholarship	0	0	0	0	0	0	0	0	0	0	0	0		
MD Total			178	185	39	0	74	14	4	0	205	5	22	363		



Wayne State University
Graduate Degrees Awarded by College, Program, Gender, and Race/Ethnicity
IPEDS Award Year 2017

College	Program Classification	CIP Code	Award Category	F	M	Non-Resident Alien	American Indian or Alaskan Native	Asian	Black or African American	Hispanic or Latino	Native Hawaiian and Other Pacific Islander	White	2 or more races	Unknown	Grand Total	
NU	Adult Health Nurse	513803	Masters Degree	2	0	0	0	0	1	0	0	1	0	0	2	
			Doctors degree - Professional Practice	0	0	0	0	0	0	0	0	0	0	0	0	0
			Doctors degree - Reseach/Scholarship	0	0	0	0	0	0	0	0	0	0	0	0	0
	Mat/Child Hlth&Neonat Nur	513806	Masters Degree	6	0	0	0	1	0	0	0	0	5	0	0	6
			Doctors degree - Professional Practice	0	0	0	0	0	0	0	0	0	0	0	0	0
			Doctors degree - Reseach/Scholarship	0	0	0	0	0	0	0	0	0	0	0	0	0
	Nurse Midwifery	513807	Masters Degree	7	0	1	0	0	1	1	1	0	4	0	0	7
			Doctors degree - Professional Practice	0	0	0	0	0	0	0	0	0	0	0	0	0
			Doctors degree - Reseach/Scholarship	0	0	0	0	0	0	0	0	0	0	0	0	0
	Nursing Science	513808	Masters Degree	0	0	0	0	0	0	0	0	0	0	0	0	0
			Doctors degree - Professional Practice	23	1	1	0	0	5	0	0	0	17	0	1	24
			Doctors degree - Reseach/Scholarship	5	0	1	0	0	0	0	0	0	4	0	0	5
	Pediatric Nurse/Nursing	513809	Masters Degree	24	0	1	0	2	0	0	0	0	18	0	3	24
			Doctors degree - Professional Practice	0	0	0	0	0	0	0	0	0	0	0	0	0
			Doctors degree - Reseach/Scholarship	0	0	0	0	0	0	0	0	0	0	0	0	0
	Psychiatric Mental Hlth Nur	513810	Masters Degree	9	2	1	0	0	0	0	0	0	0	0	10	11
			Doctors degree - Professional Practice	0	0	0	0	0	0	0	0	0	0	0	0	0
			Doctors degree - Reseach/Scholarship	0	0	0	0	0	0	0	0	0	0	0	0	0
	Public Hlth Comm Nurse	513811	Masters Degree	1	0	1	0	0	0	0	0	0	0	0	0	1
			Doctors degree - Professional Practice	0	0	0	0	0	0	0	0	0	0	0	0	0
			Doctors degree - Reseach/Scholarship	0	0	0	0	0	0	0	0	0	0	0	0	0
NU Total			77	3	6	0	3	7	1	0	49	0	14	80		
PA	Med Pharmacol & Pharmaceut Sci	512003	Masters Degree	3	4	7	0	0	0	0	0	0	0	0	7	
			Doctors degree - Professional Practice	0	0	0	0	0	0	0	0	0	0	0	0	0
			Doctors degree - Reseach/Scholarship	1	2	2	1	0	0	0	0	0	0	0	0	3
	Nurse Anesthetist	513804	Masters Degree	10	10	1	0	0	2	0	0	0	16	0	1	20
			Doctors degree - Professional Practice	0	0	0	0	0	0	0	0	0	0	0	0	0
			Doctors degree - Reseach/Scholarship	0	0	0	0	0	0	0	0	0	0	0	0	0
	Occupational Therapy	512306	Masters Degree	31	4	1	0	2	3	0	0	0	27	2	0	35
			Doctors degree - Professional Practice	0	0	0	0	0	0	0	0	0	0	0	0	0
			Doctors degree - Reseach/Scholarship	0	0	0	0	0	0	0	0	0	0	0	0	0
	Pharmacy	512001	Masters Degree	0	0	0	0	0	0	0	0	0	0	0	0	0
			Doctors degree - Professional Practice	51	41	10	0	11	1	0	0	0	54	1	15	92
			Doctors degree - Reseach/Scholarship	0	0	0	0	0	0	0	0	0	0	0	0	0
	Physical Therapy	512308	Masters Degree	0	0	0	0	0	0	0	0	0	0	0	0	0
			Doctors degree - Professional Practice	20	13	3	0	3	1	0	0	0	25	1	0	33
			Doctors degree - Reseach/Scholarship	0	0	0	0	0	0	0	0	0	0	0	0	0
Physician Assistant Studies	510912	Masters Degree	39	12	0	0	1	1	0	0	0	46	0	3	51	
		Doctors degree - Professional Practice	0	0	0	0	0	0	0	0	0	0	0	0	0	
		Doctors degree - Reseach/Scholarship	0	0	0	0	0	0	0	0	0	0	0	0	0	
PA Total			155	86	24	1	17	8	0	0	168	4	19	241		
SW	Social Work	440701	Masters Degree	301	42	12	2	5	92	12	0	205	12	3	343	
			Doctors degree - Professional Practice	0	0	0	0	0	0	0	0	0	0	0	0	0
			Doctors degree - Reseach/Scholarship	1	0	0	0	0	0	0	0	0	1	0	0	1
SW Total			302	42	12	2	5	92	12	0	206	12	3	344		
Grand Total			1,622	1,339	750	7	171	312	56	0	1,506	61	98	2,961		



Wayne State University
Graduate Degrees Awarded by College, Program, Gender, and Race/Ethnicity
IPEDS Award Year 2018

College	CIP Code	Program Classification	Award Category	F	M	Non-Resident Alien	American Indian or Alaskan Native	Asian	Black or African American	Hispanic or Latino	Native Hawaiian and Other Pacific Islander	White	2 or more races	Unknown	Grand Total	
BA	520201	Business Admin & Mgt, Gen	Masters Degree	113	148	20	1	19	38	7	0	168	4	4	261	
			Doctors degree - Reseach/Scholarship	1	5	4	0	0	0	0	0	0	2	0	0	6
			Doctors degree - Professional Practice	0	0	0	0	0	0	0	0	0	0	0	0	0
	520301	Accounting	Masters Degree	15	6	5	0	0	2	0	0	14	0	0	21	
			Doctors degree - Reseach/Scholarship	0	0	0	0	0	0	0	0	0	0	0	0	0
			Doctors degree - Professional Practice	0	0	0	0	0	0	0	0	0	0	0	0	0
	521601	Taxation	Masters Degree	0	3	0	0	1	0	0	0	2	0	0	3	
			Doctors degree - Reseach/Scholarship	0	0	0	0	0	0	0	0	0	0	0	0	0
			Doctors degree - Professional Practice	0	0	0	0	0	0	0	0	0	0	0	0	0
	BA Total			129	162	29	1	20	40	7	0	186	4	4	291	
	ED	130201	Bilingual & Multilingual Educ	Masters Degree	13	4	2	0	1	0	1	0	13	0	0	17
				Doctors degree - Reseach/Scholarship	0	0	0	0	0	0	0	0	0	0	0	0
Doctors degree - Professional Practice				0	0	0	0	0	0	0	0	0	0	0	0	0
130301		Curriculum and Instruction	Masters Degree	0	0	0	0	0	0	0	0	0	0	0	0	0
			Doctors degree - Reseach/Scholarship	5	1	0	0	0	1	2	0	2	0	1	6	
			Doctors degree - Professional Practice	0	0	0	0	0	0	0	0	0	0	0	0	0
130401		Education Leadership & Admin	Masters Degree	0	0	0	0	0	0	0	0	0	0	0	0	0
			Doctors degree - Reseach/Scholarship	1	3	0	0	1	0	1	0	2	0	0	4	
			Doctors degree - Professional Practice	0	0	0	0	0	0	0	0	0	0	0	0	0
130404		Educational Supervision	Masters Degree	16	10	0	0	1	11	1	0	11	2	0	26	
			Doctors degree - Reseach/Scholarship	0	0	0	0	0	0	0	0	0	0	0	0	0
			Doctors degree - Professional Practice	0	0	0	0	0	0	0	0	0	0	0	0	0
130501		Educ/Instruc Media Design	Masters Degree	15	10	1	0	1	5	0	0	17	0	1	25	
			Doctors degree - Reseach/Scholarship	4	2	2	0	0	2	0	0	2	0	0	6	
			Doctors degree - Professional Practice	0	0	0	0	0	0	0	0	0	0	0	0	0
130601		Educational Eval/Research	Masters Degree	1	1	1	0	0	0	0	0	1	0	0	2	
			Doctors degree - Reseach/Scholarship	0	2	2	0	0	0	0	0	0	0	0	2	
			Doctors degree - Professional Practice	0	0	0	0	0	0	0	0	0	0	0	0	0
131001		Special Education, General	Masters Degree	13	4	1	0	0	0	1	0	15	0	0	17	
			Doctors degree - Reseach/Scholarship	2	0	0	0	0	1	0	0	0	1	0	2	
			Doctors degree - Professional Practice	0	0	0	0	0	0	0	0	0	0	0	0	0
131101		Counselor Educ/Guidance Svcs	Masters Degree	38	6	2	1	0	13	0	0	27	1	0	44	
			Doctors degree - Reseach/Scholarship	0	0	0	0	0	0	0	0	0	0	0	0	0
			Doctors degree - Professional Practice	0	0	0	0	0	0	0	0	0	0	0	0	0
131202		Elementary Teacher Education	Masters Degree	13	5	0	0	0	4	1	0	12	0	1	18	
			Doctors degree - Reseach/Scholarship	0	0	0	0	0	0	0	0	0	0	0	0	0
			Doctors degree - Professional Practice	0	0	0	0	0	0	0	0	0	0	0	0	0
131205		Secondary Teacher Education	Masters Degree	17	8	2	0	1	4	2	0	16	0	0	25	
			Doctors degree - Reseach/Scholarship	0	0	0	0	0	0	0	0	0	0	0	0	0
			Doctors degree - Professional Practice	0	0	0	0	0	0	0	0	0	0	0	0	0
131210		Early Childhood Education	Masters Degree	5	0	0	0	0	2	0	0	3	0	0	5	
			Doctors degree - Reseach/Scholarship	0	0	0	0	0	0	0	0	0	0	0	0	0
			Doctors degree - Professional Practice	0	0	0	0	0	0	0	0	0	0	0	0	0
131299		Spec Lev/Methods Educ	Masters Degree	4	2	0	0	0	1	0	0	4	0	1	6	
			Doctors degree - Reseach/Scholarship	0	0	0	0	0	0	0	0	0	0	0	0	0
			Doctors degree - Professional Practice	0	0	0	0	0	0	0	0	0	0	0	0	0



Wayne State University
Graduate Degrees Awarded by College, Program, Gender, and Race/Ethnicity
IPEDS Award Year 2018

College	CIP Code	Program Classification	Award Category	F	M	Non-Resident Alien	American Indian or Alaskan Native	Asian	Black or African American	Hispanic or Latino	Native Hawaiian and Other Pacific Islander	White	2 or more races	Unknown	Grand Total
	131302	Art Teacher Education	Masters Degree	6	1	0	0	0	0	0	0	7	0	0	7
			Doctors degree - Reseach/Scholarship	0	0	0	0	0	0	0	0	0	0	0	0
			Doctors degree - Professional Practice	0	0	0	0	0	0	0	0	0	0	0	0
	131305	English Teacher Education	Masters Degree	1	0	0	0	0	0	0	0	1	0	0	1
			Doctors degree - Reseach/Scholarship	0	0	0	0	0	0	0	0	0	0	0	0
			Doctors degree - Professional Practice	0	0	0	0	0	0	0	0	0	0	0	0
	131306	Foreign Languages Teacher Educ	Masters Degree	0	1	0	0	0	0	1	0	0	0	0	1
			Doctors degree - Reseach/Scholarship	0	0	0	0	0	0	0	0	0	0	0	0
			Doctors degree - Professional Practice	0	0	0	0	0	0	0	0	0	0	0	0
	131307	Health Teacher Education	Masters Degree	15	0	0	0	0	6	0	0	7	2	0	15
			Doctors degree - Reseach/Scholarship	0	0	0	0	0	0	0	0	0	0	0	0
			Doctors degree - Professional Practice	0	0	0	0	0	0	0	0	0	0	0	0
	131311	Mathematics Teacher Education	Masters Degree	0	1	0	0	0	1	0	0	0	0	0	1
			Doctors degree - Reseach/Scholarship	0	0	0	0	0	0	0	0	0	0	0	0
			Doctors degree - Professional Practice	0	0	0	0	0	0	0	0	0	0	0	0
	131314	Physical Education Tchg/Coach	Masters Degree	3	9	0	0	0	2	1	0	8	1	0	12
			Doctors degree - Reseach/Scholarship	4	0	1	0	0	1	0	0	2	0	0	4
			Doctors degree - Professional Practice	0	0	0	0	0	0	0	0	0	0	0	0
	131315	Reading Teacher Education	Masters Degree	6	1	1	0	0	2	0	0	4	0	0	7
			Doctors degree - Reseach/Scholarship	0	0	0	0	0	0	0	0	0	0	0	0
			Doctors degree - Professional Practice	0	0	0	0	0	0	0	0	0	0	0	0
	131316	Science Teacher Education	Masters Degree	2	0	0	0	0	1	0	0	1	0	0	2
			Doctors degree - Reseach/Scholarship	0	0	0	0	0	0	0	0	0	0	0	0
			Doctors degree - Professional Practice	0	0	0	0	0	0	0	0	0	0	0	0
	131319	Technical Teacher Education	Masters Degree	5	0	0	0	0	0	0	0	5	0	0	5
			Doctors degree - Reseach/Scholarship	0	0	0	0	0	0	0	0	0	0	0	0
			Doctors degree - Professional Practice	0	0	0	0	0	0	0	0	0	0	0	0
	310504	Sport and Fitness Admin/Mgt	Masters Degree	23	20	1	0	0	11	0	0	30	1	0	43
			Doctors degree - Reseach/Scholarship	0	0	0	0	0	0	0	0	0	0	0	0
			Doctors degree - Professional Practice	0	0	0	0	0	0	0	0	0	0	0	0
	422803	Counseling Psychology	Masters Degree	10	1	0	0	0	2	1	0	7	0	1	11
			Doctors degree - Reseach/Scholarship	0	0	0	0	0	0	0	0	0	0	0	0
			Doctors degree - Professional Practice	0	0	0	0	0	0	0	0	0	0	0	0
	422805	School Psychology	Masters Degree	11	2	0	0	0	1	1	0	11	0	0	13
			Doctors degree - Reseach/Scholarship	0	0	0	0	0	0	0	0	0	0	0	0
			Doctors degree - Professional Practice	0	0	0	0	0	0	0	0	0	0	0	0
	422806	Educational Psychology	Masters Degree	23	3	0	0	3	6	1	0	14	2	0	26
			Doctors degree - Reseach/Scholarship	4	0	1	0	1	0	0	0	2	0	0	4
			Doctors degree - Professional Practice	0	0	0	0	0	0	0	0	0	0	0	0
	512310	Vocational Rehab Counseling	Masters Degree	7	0	1	0	0	3	0	0	1	1	1	7
			Doctors degree - Reseach/Scholarship	0	0	0	0	0	0	0	0	0	0	0	0
			Doctors degree - Professional Practice	0	0	0	0	0	0	0	0	0	0	0	0
ED Total				267	97	18	1	9	80	14	0	225	11	6	364
EN	110101	Computer and Info Sci General	Masters Degree	12	15	20	0	3	0	0	0	3	1	0	27
			Doctors degree - Reseach/Scholarship	1	6	5	0	1	0	0	0	0	1	0	7
			Doctors degree - Professional Practice	0	0	0	0	0	0	0	0	0	0	0	0
	140501	Biomedical/Medical Engg	Masters Degree	20	24	19	0	4	0	1	0	20	0	0	44
			Doctors degree - Reseach/Scholarship	5	4	4	0	0	0	0	0	2	1	2	9
			Doctors degree - Professional Practice	0	0	0	0	0	0	0	0	0	0	0	0



Wayne State University
Graduate Degrees Awarded by College, Program, Gender, and Race/Ethnicity
IPEDS Award Year 2018

College	CIP Code	Program Classification	Award Category	F	M	Non-Resident Alien	American Indian or Alaskan Native	Asian	Black or African American	Hispanic or Latino	Native Hawaiian and Other Pacific Islander	White	2 or more races	Unknown	Grand Total
	140701	Chemical Engineering	Masters Degree	1	4	4	0	0	0	0	0	1	0	0	5
			Doctors degree - Reseach/Scholarship	0	2	0	0	0	0	0	0	2	0	0	2
			Doctors degree - Professional Practice	0	0	0	0	0	0	0	0	0	0	0	0
	140801	Civil Engineering, General	Masters Degree	4	34	17	0	5	0	1	0	14	0	1	38
			Doctors degree - Reseach/Scholarship	0	2	2	0	0	0	0	0	0	0	0	2
			Doctors degree - Professional Practice	0	0	0	0	0	0	0	0	0	0	0	0
	140901	Computer Engineering	Masters Degree	5	15	16	0	3	0	0	0	1	0	0	20
			Doctors degree - Reseach/Scholarship	0	3	1	0	2	0	0	0	0	0	0	3
			Doctors degree - Professional Practice	0	0	0	0	0	0	0	0	0	0	0	0
	141001	Electrical/Electrnc/Comm Engg	Masters Degree	20	67	74	0	6	1	0	0	4	2	0	87
			Doctors degree - Reseach/Scholarship	0	6	4	0	1	0	0	0	0	0	1	6
			Doctors degree - Professional Practice	0	0	0	0	0	0	0	0	0	0	0	0
	141901	Mechanical Engineering	Masters Degree	17	152	137	0	6	1	1	0	20	0	4	169
			Doctors degree - Reseach/Scholarship	0	6	5	0	1	0	0	0	0	0	0	6
			Doctors degree - Professional Practice	0	0	0	0	0	0	0	0	0	0	0	0
	143501	Industrial Engineering	Masters Degree	17	113	113	0	6	1	0	0	9	0	1	130
			Doctors degree - Reseach/Scholarship	2	7	5	0	0	0	0	0	3	1	0	9
			Doctors degree - Professional Practice	0	0	0	0	0	0	0	0	0	0	0	0
	143601	Manufacturing Engineering	Masters Degree	0	17	13	0	4	0	0	0	0	0	0	17
			Doctors degree - Reseach/Scholarship	0	0	0	0	0	0	0	0	0	0	0	0
			Doctors degree - Professional Practice	0	0	0	0	0	0	0	0	0	0	0	0
	149999	Engineering, Other	Masters Degree	1	13	8	0	2	0	0	0	4	0	0	14
			Doctors degree - Reseach/Scholarship	0	0	0	0	0	0	0	0	0	0	0	0
			Doctors degree - Professional Practice	0	0	0	0	0	0	0	0	0	0	0	0
	150000	ENGINEERING TECHNOLOGIES/TECH	Masters Degree	0	6	3	0	0	0	0	0	3	0	0	6
			Doctors degree - Reseach/Scholarship	0	0	0	0	0	0	0	0	0	0	0	0
			Doctors degree - Professional Practice	0	0	0	0	0	0	0	0	0	0	0	0
	151501	Engg/Industrial Management	Masters Degree	4	21	7	0	1	2	2	0	13	0	0	25
			Doctors degree - Reseach/Scholarship	0	0	0	0	0	0	0	0	0	0	0	0
			Doctors degree - Professional Practice	0	0	0	0	0	0	0	0	0	0	0	0
	401001	Materials Science	Masters Degree	0	2	1	0	0	0	0	0	1	0	0	2
			Doctors degree - Reseach/Scholarship	2	1	2	0	1	0	0	0	0	0	0	3
			Doctors degree - Professional Practice	0	0	0	0	0	0	0	0	0	0	0	0
EN Total				111	520	460	0	46	5	5	0	100	6	9	631
FA	090101	Communications, Speech,Rhetor	Masters Degree	17	12	2	0	0	10	3	0	12	1	1	29
			Doctors degree - Reseach/Scholarship	5	3	2	0	1	1	1	0	2	0	1	8
			Doctors degree - Professional Practice	0	0	0	0	0	0	0	0	0	0	0	0
	190905	Apparel & Testile Mkt Mgt	Masters Degree	0	1	0	0	0	0	0	0	0	1	0	1
			Doctors degree - Reseach/Scholarship	0	0	0	0	0	0	0	0	0	0	0	0
			Doctors degree - Professional Practice	0	0	0	0	0	0	0	0	0	0	0	0
	302801	Dispute Resolution	Masters Degree	7	1	1	0	0	3	0	0	4	0	0	8
			Doctors degree - Reseach/Scholarship	0	0	0	0	0	0	0	0	0	0	0	0
			Doctors degree - Professional Practice	0	0	0	0	0	0	0	0	0	0	0	0
	500501	Drama/Theater Arts General	Masters Degree	9	5	0	0	0	4	0	0	10	0	0	14
			Doctors degree - Reseach/Scholarship	0	0	0	0	0	0	0	0	0	0	0	0
			Doctors degree - Professional Practice	0	0	0	0	0	0	0	0	0	0	0	0
	500701	Art, General	Masters Degree	7	4	2	0	0	1	1	0	7	0	0	11
			Doctors degree - Reseach/Scholarship	0	0	0	0	0	0	0	0	0	0	0	0
			Doctors degree - Professional Practice	0	0	0	0	0	0	0	0	0	0	0	0
	500703	Art History/Criticism/Consrvtm	Masters Degree	1	0	0	0	0	1	0	0	0	0	0	1



Wayne State University
Graduate Degrees Awarded by College, Program, Gender, and Race/Ethnicity
IPEDS Award Year 2018

College	CIP Code	Program Classification	Award Category	F	M	Non-Resident Alien	American Indian or Alaskan Native	Asian	Black or African American	Hispanic or Latino	Native Hawaiian and Other Pacific Islander	White	2 or more races	Unknown	Grand Total
			Doctors degree - Reseach/Scholarship	0	0	0	0	0	0	0	0	0	0	0	0
			Doctors degree - Professional Practice	0	0	0	0	0	0	0	0	0	0	0	0
			Masters Degree	3	7	1	1	0	1	0	0	7	0	0	10
			Doctors degree - Reseach/Scholarship	0	0	0	0	0	0	0	0	0	0	0	0
			Doctors degree - Professional Practice	0	0	0	0	0	0	0	0	0	0	0	0
			FA Total	49	33	8	1	1	21	5	0	42	2	2	82
GS	260807	Genome Sciences/Genomics	Masters Degree	2	1	2	0	0	0	0	0	1	0	0	3
			Doctors degree - Reseach/Scholarship	1	0	0	0	0	0	0	0	1	0	0	1
			Doctors degree - Professional Practice	0	0	0	0	0	0	0	0	0	0	0	0
			GS Total	3	1	2	0	0	0	0	0	2	0	0	4
IS	250101	Library Science/Librarianship	Masters Degree	125	26	1	0	1	13	10	0	113	2	11	151
			Doctors degree - Reseach/Scholarship	0	0	0	0	0	0	0	0	0	0	0	0
			Doctors degree - Professional Practice	0	0	0	0	0	0	0	0	0	0	0	0
			IS Total	125	26	1	0	1	13	10	0	113	2	11	151
LS	040301	City/Urban, Comm/Region Plan'g	Masters Degree	5	3	1	0	0	5	0	0	1	1	0	8
			Doctors degree - Reseach/Scholarship	0	0	0	0	0	0	0	0	0	0	0	0
			Doctors degree - Professional Practice	0	0	0	0	0	0	0	0	0	0	0	0
			160101 Foreign Langs/Lits General	7	1	0	0	0	0	1	0	5	1	1	8
			Doctors degree - Reseach/Scholarship	4	0	0	0	0	0	2	0	2	0	0	4
			Doctors degree - Professional Practice	0	0	0	0	0	0	0	0	0	0	0	0
			160102 Linguistics	1	5	4	0	0	0	0	0	2	0	0	6
			Doctors degree - Reseach/Scholarship	0	0	0	0	0	0	0	0	0	0	0	0
			Doctors degree - Professional Practice	0	0	0	0	0	0	0	0	0	0	0	0
			161199 Mid/Near East&Semitic Lang/Lit	1	0	0	0	0	0	0	0	0	0	1	1
			Doctors degree - Reseach/Scholarship	0	0	0	0	0	0	0	0	0	0	0	0
			Doctors degree - Professional Practice	0	0	0	0	0	0	0	0	0	0	0	0
			190501 Foods and Nutrition & Wellness	8	2	4	0	1	0	1	0	4	0	0	10
			Doctors degree - Reseach/Scholarship	3	1	2	0	0	0	0	0	2	0	0	4
			Doctors degree - Professional Practice	0	0	0	0	0	0	0	0	0	0	0	0
			230101 English Language/Lit General	13	4	1	0	0	3	1	0	12	0	0	17
			Doctors degree - Reseach/Scholarship	3	1	0	0	3	0	0	0	1	0	0	4
			Doctors degree - Professional Practice	0	0	0	0	0	0	0	0	0	0	0	0
			260101 Biology, General	0	1	0	0	0	0	0	0	1	0	0	1
			Doctors degree - Reseach/Scholarship	2	3	5	0	0	0	0	0	0	0	0	5
			Doctors degree - Professional Practice	0	0	0	0	0	0	0	0	0	0	0	0
			261201 Molecular Biotechnology	2	0	1	0	0	0	0	0	1	0	0	2
			Doctors degree - Reseach/Scholarship	0	0	0	0	0	0	0	0	0	0	0	0
			Doctors degree - Professional Practice	0	0	0	0	0	0	0	0	0	0	0	0
			270101 Mathematics	0	4	0	0	0	0	0	0	4	0	0	4
			Doctors degree - Reseach/Scholarship	0	4	2	0	1	0	0	0	1	0	0	4
			Doctors degree - Professional Practice	0	0	0	0	0	0	0	0	0	0	0	0
			270301 Applied Mathematics, General	3	2	2	0	0	1	0	0	2	0	0	5
			Doctors degree - Reseach/Scholarship	0	0	0	0	0	0	0	0	0	0	0	0
			Doctors degree - Professional Practice	0	0	0	0	0	0	0	0	0	0	0	0
			270501 Statistic, General	2	5	5	0	0	0	0	0	2	0	0	7
			Doctors degree - Reseach/Scholarship	0	0	0	0	0	0	0	0	0	0	0	0
			Doctors degree - Professional Practice	0	0	0	0	0	0	0	0	0	0	0	0
			380101 Philosophy	1	2	0	0	0	0	1	0	2	0	0	3
			Doctors degree - Reseach/Scholarship	0	1	0	0	0	0	0	0	1	0	0	1
			Doctors degree - Professional Practice	0	0	0	0	0	0	0	0	0	0	0	0



Wayne State University
Graduate Degrees Awarded by College, Program, Gender, and Race/Ethnicity
IPEDS Award Year 2018

College	CIP Code	Program Classification	Award Category	F	M	Non-Resident Alien	American Indian or Alaskan Native	Asian	Black or African American	Hispanic or Latino	Native Hawaiian and Other Pacific Islander	White	2 or more races	Unknown	Grand Total	
	400501	Chemistry, General	Masters Degree	1	3	1	0	0	0	0	0	3	0	0	4	
			Doctors degree - Reseach/Scholarship	6	16	14	0	3	0	1	0	4	0	0	0	22
			Doctors degree - Professional Practice	0	0	0	0	0	0	0	0	0	0	0	0	0
	400601	Geology	Masters Degree	1	1	0	0	0	0	0	0	2	0	0	2	
			Doctors degree - Reseach/Scholarship	0	0	0	0	0	0	0	0	0	0	0	0	0
			Doctors degree - Professional Practice	0	0	0	0	0	0	0	0	0	0	0	0	0
	400801	Physics, General	Masters Degree	1	2	1	0	0	1	0	0	1	0	0	3	
			Doctors degree - Reseach/Scholarship	2	8	3	0	1	0	0	0	6	0	0	10	
			Doctors degree - Professional Practice	0	0	0	0	0	0	0	0	0	0	0	0	0
	420101	Psychology	Masters Degree	5	4	2	0	0	0	0	0	6	1	0	9	
			Doctors degree - Reseach/Scholarship	10	4	1	0	0	0	0	0	12	1	0	14	
			Doctors degree - Professional Practice	0	0	0	0	0	0	0	0	0	0	0	0	0
	422804	Indust & Organiz Psychology	Masters Degree	6	5	0	0	0	0	1	0	9	1	0	11	
			Doctors degree - Reseach/Scholarship	0	0	0	0	0	0	0	0	0	0	0	0	0
			Doctors degree - Professional Practice	0	0	0	0	0	0	0	0	0	0	0	0	0
	430104	Criminal Justice Studies	Masters Degree	10	2	1	0	0	3	0	0	8	0	0	12	
			Doctors degree - Reseach/Scholarship	0	0	0	0	0	0	0	0	0	0	0	0	0
			Doctors degree - Professional Practice	0	0	0	0	0	0	0	0	0	0	0	0	0
	440401	Public Administration	Masters Degree	20	6	0	0	0	8	2	0	16	0	0	26	
			Doctors degree - Reseach/Scholarship	0	0	0	0	0	0	0	0	0	0	0	0	0
			Doctors degree - Professional Practice	0	0	0	0	0	0	0	0	0	0	0	0	0
	450201	Anthropology	Masters Degree	18	5	2	0	0	3	0	0	17	0	1	23	
			Doctors degree - Reseach/Scholarship	2	1	0	0	0	1	0	0	1	1	0	3	
			Doctors degree - Professional Practice	0	0	0	0	0	0	0	0	0	0	0	0	0
	450601	Economics, General	Masters Degree	2	1	0	0	0	1	0	0	2	0	0	3	
			Doctors degree - Reseach/Scholarship	1	1	2	0	0	0	0	0	0	0	0	2	
			Doctors degree - Professional Practice	0	0	0	0	0	0	0	0	0	0	0	0	0
	451001	Politcial Science General	Masters Degree	2	4	0	0	0	3	1	0	1	1	0	6	
			Doctors degree - Reseach/Scholarship	2	3	0	0	0	0	0	0	5	0	0	5	
			Doctors degree - Professional Practice	0	0	0	0	0	0	0	0	0	0	0	0	0
	451101	Sociology	Masters Degree	6	0	0	0	0	4	0	1	1	0	0	6	
			Doctors degree - Reseach/Scholarship	2	1	1	0	0	1	0	0	1	0	0	3	
			Doctors degree - Professional Practice	0	0	0	0	0	0	0	0	0	0	0	0	0
	510201	Communicatio Disorders	Masters Degree	37	0	6	0	0	0	0	0	30	1	0	37	
			Doctors degree - Reseach/Scholarship	0	0	0	0	0	0	0	0	0	0	0	0	0
			Doctors degree - Professional Practice	0	0	0	0	0	0	0	0	0	0	0	0	0
	510202	Audiology/Hearing Sciences	Masters Degree	0	0	0	0	0	0	0	0	0	0	0	0	0
			Doctors degree - Reseach/Scholarship	10	0	1	0	0	0	0	0	8	0	1	10	
			Doctors degree - Professional Practice	0	0	0	0	0	0	0	0	0	0	0	0	0
	521002	Labor/Personnel Relat & Stud	Masters Degree	5	4	1	0	0	3	1	0	4	0	0	9	
			Doctors degree - Reseach/Scholarship	0	0	0	0	0	0	0	0	0	0	0	0	0
			Doctors degree - Professional Practice	0	0	0	0	0	0	0	0	0	0	0	0	0
	540101	History	Masters Degree	1	1	0	0	0	0	0	0	2	0	0	2	
			Doctors degree - Reseach/Scholarship	2	0	0	0	0	0	0	0	2	0	0	2	
			Doctors degree - Professional Practice	0	0	0	0	0	0	0	0	0	0	0	0	0
LS Total			207	111	63	0	9	37	12	1	184	8	4	318		
LW	220101	Law (LL.B. J.D.)	Masters Degree	0	0	0	0	0	0	0	0	0	0	0	0	
			Doctors degree - Reseach/Scholarship	0	0	0	0	0	0	0	0	0	0	0	0	0
	220202	Programs for Foreign Lawyers	Doctors degree - Professional Practice	64	77	3	0	6	6	2	0	108	5	11	141	
			Masters Degree	2	1	1	0	0	0	0	0	2	0	0	3	
			Doctors degree - Reseach/Scholarship	0	0	0	0	0	0	0	0	0	0	0	0	
			Doctors degree - Professional Practice	0	0	0	0	0	0	0	0	0	0	0	0	



Wayne State University
Graduate Degrees Awarded by College, Program, Gender, and Race/Ethnicity
IPEDS Award Year 2018

College	CIP Code	Program Classification	Award Category	F	M	Non-Resident Alien	American Indian or Alaskan Native	Asian	Black or African American	Hispanic or Latino	Native Hawaiian and Other Pacific Islander	White	2 or more races	Unknown	Grand Total	
	220205	Banking,Corporate,Finance,Secu	Masters Degree	1	0	0	0	1	0	0	0	0	0	0	1	
			Doctors degree - Reseach/Scholarship	0	0	0	0	0	0	0	0	0	0	0	0	0
			Doctors degree - Professional Practice	0	0	0	0	0	0	0	0	0	0	0	0	0
	220211	Tax Law/Taxation	Masters Degree	0	1	0	0	0	0	0	0	0	1	0	0	1
			Doctors degree - Reseach/Scholarship	0	0	0	0	0	0	0	0	0	0	0	0	0
			Doctors degree - Professional Practice	0	0	0	0	0	0	0	0	0	0	0	0	0
	220299	Legal Research & Adv Prof Stud	Masters Degree	1	0	0	0	0	1	0	0	0	0	0	0	1
			Doctors degree - Reseach/Scholarship	0	0	0	0	0	0	0	0	0	0	0	0	0
			Doctors degree - Professional Practice	0	0	0	0	0	0	0	0	0	0	0	0	0
	229999	Legal Professions & Studies	Masters Degree	0	0	0	0	0	0	0	0	0	0	0	0	0
			Doctors degree - Reseach/Scholarship	0	0	0	0	0	0	0	0	0	0	0	0	0
			Doctors degree - Professional Practice	2	0	0	0	0	0	0	0	0	1	1	0	2
LW Total			70	79	4	0	7	7	2	0	112	6	11	149		
MD	260204	Molecular Biology	Masters Degree	0	1	0	0	0	0	0	0	1	0	0	1	
			Doctors degree - Reseach/Scholarship	0	0	0	0	0	0	0	0	0	0	0	0	0
			Doctors degree - Professional Practice	0	0	0	0	0	0	0	0	0	0	0	0	0
	260210	Biochemistry&Molecular Biology	Masters Degree	6	1	3	0	0	0	0	0	3	0	1	7	
			Doctors degree - Reseach/Scholarship	1	3	1	0	0	0	0	0	0	3	0	0	4
			Doctors degree - Professional Practice	0	0	0	0	0	0	0	0	0	0	0	0	0
	260403	Anatomy	Masters Degree	1	0	0	0	0	0	1	0	0	0	0	0	1
			Doctors degree - Reseach/Scholarship	0	1	1	0	0	0	0	0	0	0	0	0	1
			Doctors degree - Professional Practice	0	0	0	0	0	0	0	0	0	0	0	0	0
	260507	Immunology and Microbiology	Masters Degree	1	2	0	0	1	0	0	0	2	0	0	0	3
			Doctors degree - Reseach/Scholarship	0	1	0	0	0	0	0	0	0	1	0	0	1
			Doctors degree - Professional Practice	0	0	0	0	0	0	0	0	0	0	0	0	0
	260901	Physiology	Masters Degree	2	4	0	0	0	0	0	0	5	1	0	0	6
			Doctors degree - Reseach/Scholarship	4	2	3	0	0	0	1	0	2	0	0	0	6
			Doctors degree - Professional Practice	0	0	0	0	0	0	0	0	0	0	0	0	0
	260911	Oncology and Cancer Biology	Masters Degree	0	0	0	0	0	0	0	0	0	0	0	0	0
			Doctors degree - Reseach/Scholarship	3	7	0	0	0	1	0	0	8	1	0	0	10
			Doctors degree - Professional Practice	0	0	0	0	0	0	0	0	0	0	0	0	0
	261501	Neuroscience	Masters Degree	0	0	0	0	0	0	0	0	0	0	0	0	0
			Doctors degree - Reseach/Scholarship	1	1	0	0	1	0	0	0	1	0	0	0	2
			Doctors degree - Professional Practice	0	0	0	0	0	0	0	0	0	0	0	0	0
	269999	Biological & Biomedical Sci	Masters Degree	23	24	2	0	11	1	0	0	29	3	1	0	47
			Doctors degree - Reseach/Scholarship	0	0	0	0	0	0	0	0	0	0	0	0	0
			Doctors degree - Professional Practice	0	0	0	0	0	0	0	0	0	0	0	0	0
511201	Medicine	Masters Degree	0	0	0	0	0	0	0	0	0	0	0	0	0	
		Doctors degree - Reseach/Scholarship	0	0	0	0	0	0	0	0	0	0	0	0	0	
		Doctors degree - Professional Practice	121	178	30	0	63	6	1	0	164	5	30	0	299	
511509	Genetic Counseling	Masters Degree	7	0	0	0	0	0	0	0	7	0	0	0	7	
		Doctors degree - Reseach/Scholarship	0	0	0	0	0	0	0	0	0	0	0	0	0	
		Doctors degree - Professional Practice	0	0	0	0	0	0	0	0	0	0	0	0	0	
512003	Med Pharmacol & Pharmaceut Sci	Masters Degree	1	0	0	0	0	0	0	0	1	0	0	0	1	
		Doctors degree - Reseach/Scholarship	2	1	1	0	0	0	1	0	1	0	0	0	3	
		Doctors degree - Professional Practice	0	0	0	0	0	0	0	0	0	0	0	0	0	
512201	Public Health, General	Masters Degree	13	6	0	0	5	1	0	0	12	0	1	0	19	



Wayne State University
Graduate Degrees Awarded by College, Program, Gender, and Race/Ethnicity
IPEDS Award Year 2018

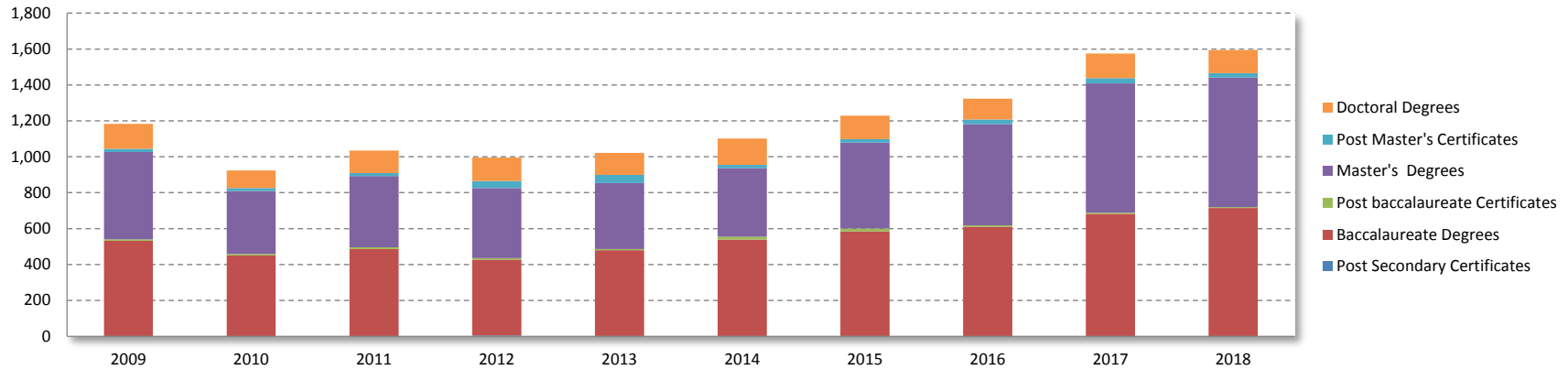
College	CIP Code	Program Classification	Award Category	F	M	Non-Resident Alien	American Indian or Alaskan Native	Asian	Black or African American	Hispanic or Latino	Native Hawaiian and Other Pacific Islander	White	2 or more races	Unknown	Grand Total	
			Doctors degree - Reseach/Scholarship	0	0	0	0	0	0	0	0	0	0	0	0	
			Doctors degree - Professional Practice	0	0	0	0	0	0	0	0	0	0	0	0	
			Masters Degree	2	3	3	0	0	0	0	0	2	0	0	5	
			Doctors degree - Reseach/Scholarship	0	2	0	0	1	0	0	0	1	0	0	2	
			Doctors degree - Professional Practice	0	0	0	0	0	0	0	0	0	0	0	0	
MD Total				188	237	44	0	82	9	4	0	243	10	33	425	
NU	513806	Mat/Child Hlth&Neonat Nur	Masters Degree	8	0	0	0	0	0	1	0	6	0	1	8	
			Doctors degree - Reseach/Scholarship	0	0	0	0	0	0	0	0	0	0	0	0	0
			Doctors degree - Professional Practice	0	0	0	0	0	0	0	0	0	0	0	0	0
	513807	Nurse Midwifeery	Masters Degree	10	0	1	0	0	2	1	0	5	1	0	10	
			Doctors degree - Reseach/Scholarship	0	0	0	0	0	0	0	0	0	0	0	0	0
			Doctors degree - Professional Practice	0	0	0	0	0	0	0	0	0	0	0	0	0
	513808	Nursing Science	Masters Degree	0	0	0	0	0	0	0	0	0	0	0	0	0
			Doctors degree - Reseach/Scholarship	0	0	0	0	0	0	0	0	0	0	0	0	0
			Doctors degree - Professional Practice	24	3	3	0	2	5	0	0	0	15	1	1	27
	513809	Pediatric Nurse/Nursing	Masters Degree	28	0	1	0	3	1	1	0	19	0	3	28	
			Doctors degree - Reseach/Scholarship	0	0	0	0	0	0	0	0	0	0	0	0	0
			Doctors degree - Professional Practice	0	0	0	0	0	0	0	0	0	0	0	0	0
	513810	Psychiatric Mental Hlth Nur	Masters Degree	10	2	1	0	0	1	0	0	0	0	0	10	12
			Doctors degree - Reseach/Scholarship	0	0	0	0	0	0	0	0	0	0	0	0	0
			Doctors degree - Professional Practice	0	0	0	0	0	0	0	0	0	0	0	0	0
	513811	Public Hlth Comm Nurse	Masters Degree	2	0	0	0	0	1	0	0	0	1	0	0	2
			Doctors degree - Reseach/Scholarship	0	0	0	0	0	0	0	0	0	0	0	0	0
			Doctors degree - Professional Practice	0	0	0	0	0	0	0	0	0	0	0	0	0
NU Total			82	5	6	0	5	10	3	0	46	2	15	87		
PA	510912	Physician Assistant Studies	Masters Degree	39	11	0	0	3	0	1	0	42	2	2	50	
			Doctors degree - Reseach/Scholarship	0	0	0	0	0	0	0	0	0	0	0	0	0
			Doctors degree - Professional Practice	0	0	0	0	0	0	0	0	0	0	0	0	0
	512001	Pharmacy	Masters Degree	0	0	0	0	0	0	0	0	0	0	0	0	0
			Doctors degree - Reseach/Scholarship	0	0	0	0	0	0	0	0	0	0	0	0	0
			Doctors degree - Professional Practice	64	33	8	1	8	0	2	0	56	2	20	97	
	512003	Med Pharmacol & Pharmaceut Sci	Masters Degree	7	4	8	0	2	1	0	0	0	0	0	11	
			Doctors degree - Reseach/Scholarship	3	2	4	0	0	0	0	0	1	0	0	5	
			Doctors degree - Professional Practice	0	0	0	0	0	0	0	0	0	0	0	0	
	512306	Occupational Therapy	Masters Degree	27	4	0	0	1	0	0	0	29	0	1	31	
			Doctors degree - Reseach/Scholarship	0	0	0	0	0	0	0	0	0	0	0	0	
			Doctors degree - Professional Practice	0	0	0	0	0	0	0	0	0	0	0	0	
	512308	Physical Therapy	Masters Degree	0	0	0	0	0	0	0	0	0	0	0	0	
			Doctors degree - Reseach/Scholarship	0	0	0	0	0	0	0	0	0	0	0	0	
			Doctors degree - Professional Practice	30	10	3	0	4	0	2	0	27	1	3	40	
	513804	Nurse Anesthetist	Masters Degree	10	10	0	0	0	2	1	0	17	0	0	20	
			Doctors degree - Reseach/Scholarship	0	0	0	0	0	0	0	0	0	0	0	0	
			Doctors degree - Professional Practice	0	0	0	0	0	0	0	0	0	0	0	0	
PA Total			180	74	23	1	18	3	6	0	172	5	26	254		
SW	440701	Social Work	Masters Degree	297	38	5	2	7	86	14	0	203	15	3	335	
			Doctors degree - Reseach/Scholarship	2	1	0	0	0	0	0	0	0	3	0	0	3



Wayne State University
STEM Degrees Awarded by Level by IPEDS Award Year
2009 through 2018

IPEDS Award Year	Post Secondary Certificates	Baccalaureate Degrees	Post baccalaureate Certificates	Master's Degrees	Post Master's Certificates	Doctoral Degrees	Total
2009	0	532	8	486	18	139	1,183
2010	0	450	8	351	16	99	924
2011	0	486	10	396	17	126	1,035
2012	5	423	7	391	39	130	995
2013	2	477	8	367	45	123	1,022
2014	2	536	16	383	18	146	1,101
2015	1	583	16	478	21	130	1,229
2016	0	611	7	564	25	116	1,323
2017	0	682	7	719	29	138	1,575
2018	0	715	5	721	24	130	1,595
Total	10	5,495	92	4,856	252	1,277	11,982

WSU Degrees and Certificates Awarded
2009 through 2018



Wayne State University
STEM Degrees Awarded by Level, Gender, and College

STEM Bachelor's Degrees Awarded by College 2009 through 2018

IPEDS Award Year	Liberal Arts																				Total		Grand Total
	Business		Education		Engineering		Fine Arts		& Sci		Medicine		Nursing		Pharmacy		Social Work		F	M			
	F	M	F	M	F	M	F	M	F	M	F	M	F	M	F	M	F	M					
2009	0	0	0	0	36	155	0	0	136	181	0	0	0	0	15	9	0	0	187	345	532		
2010	0	0	0	0	28	154	0	0	121	124	0	0	0	0	19	4	0	0	168	282	450		
2011	0	0	0	0	30	135	0	0	145	158	0	0	0	0	12	6	0	0	187	299	486		
2012	0	0	0	0	19	110	0	0	126	156	0	0	0	0	9	3	0	0	154	269	423		
2013	0	0	0	0	29	154	0	0	124	151	0	0	0	0	14	5	0	0	167	310	477		
2014	0	0	2	0	26	163	0	0	138	186	0	0	0	0	13	8	0	0	179	357	536		
2015	0	0	1	3	35	209	0	0	128	187	0	0	0	0	17	3	0	0	181	402	583		
2016	0	0	3	2	60	224	0	0	126	175	0	0	0	0	17	4	0	0	206	405	611		
2017	0	0	2	1	51	259	0	0	171	180	0	0	0	0	13	5	0	0	237	445	682		
2018	0	0	0	1	88	314	0	0	144	149	0	0	0	0	13	6	0	0	245	470	715		
Total	0	0	8	7	402	1,877	0	0	1,359	1,647	0	0	0	0	142	53	0	0	1,911	3,584	5,495		

*Degrees conferred under College of Lifelong Learning, College of Urban, Labor, & Metro Affairs, College of Science, and College of Liberal Arts are reported under Liberal Arts & Sciences.

*The Department of Computer Science moved from Liberal Arts & Sciences to Engineering in Fall 2011.

STEM Master's Degrees Awarded by College 2009 through 2018

IPEDS Award Year	Business		Education		Engineering		Fine Arts		Graduate School		Info Sciences		Liberal Arts & Sci		Law		Medicine		Nursing		Pharmacy		Social Work		Total		Grand Total
	F	M	F	M	F	M	F	M	F	M	F	M	F	M	F	M	F	M	F	M	F	M	F	M	F	M	
	2009	0	0	35	12	61	240	0	0	2	0	0	0	35	46	0	0	30	23	0	0	1	1	0	0	164	
2010	0	0	21	7	39	151	0	0	0	1	0	0	36	47	0	0	19	29	0	0	1	0	0	0	116	235	351
2011	0	0	28	8	68	186	0	0	0	0	0	0	30	29	0	0	20	27	0	0	0	0	0	0	146	250	396
2012	0	0	18	11	63	190	0	0	0	1	0	0	23	35	0	0	24	25	0	0	0	1	0	0	128	263	391
2013	0	0	16	10	47	183	0	0	0	0	0	0	21	33	0	0	19	37	0	0	1	0	0	0	104	263	367
2014	0	0	17	7	56	181	0	0	0	0	0	0	28	24	0	0	28	40	0	0	2	0	0	0	131	252	383
2015	0	0	18	6	82	277	0	0	0	0	0	0	14	22	0	0	20	30	0	0	6	3	0	0	140	338	478
2016	0	0	17	8	84	364	0	0	0	1	0	0	10	25	0	0	20	28	0	0	2	5	0	0	133	431	564
2017	0	0	18	7	103	505	0	0	0	0	0	0	17	14	0	0	20	28	0	0	3	4	0	0	161	558	719
2018	0	0	16	11	101	483	0	0	0	0	0	0	10	18	0	0	36	35	0	0	7	4	0	0	170	551	721
Grand Total	0	0	204	87	704	2,760	0	0	2	3	0	0	224	293	0	0	236	302	0	0	23	18	0	0	1,393	3,463	4,856

*Degrees conferred under College of Lifelong Learning, College of Urban, Labor, & Metro Affairs, College of Science, and College of Liberal Arts are reported under Liberal Arts & Sciences.

*Library & Information Science moved from Graduate School Spring/Summer 2009. It was later renamed Information Sciences in Fall 2017.

*The Department of Computer Science moved from Liberal Arts & Sciences to Engineering in Fall 2011.



Wayne State University
STEM Degrees Awarded by Level, Gender, and College

STEM Doctoral Degrees Awarded by College 2009 through 2018

IPEDS Award Year	Business		Education		Engineering		Fine Arts		Graduate School		Liberal Arts & Sci		Medicine		Nursing		Pharmacy		Social Work		Total		Grand Total
	F	M	F	M	F	M	F	M	F	M	F	M	F	M	F	M	F	M	F	M	F	M	
	2009	0	0	7	5	4	27	0	0	1	2	17	43	14	14	0	0	2	3	0	0	45	
2010	0	0	5	2	5	20	0	0	3	1	7	33	7	11	0	0	2	3	0	0	29	70	99
2011	0	0	7	4	5	22	0	0	1	2	19	33	21	11	0	0	0	1	0	0	53	73	126
2012	0	0	6	6	11	39	0	0	3	2	11	29	13	8	0	0	1	1	0	0	45	85	130
2013	0	0	16	7	7	29	0	0	1	4	13	25	11	7	0	0	1	2	0	0	49	74	123
2014	0	0	9	5	14	42	0	0	3	0	19	27	14	8	0	0	1	4	0	0	60	86	146
2015	0	0	11	2	11	35	0	0	2	2	27	14	18	8	0	0	0	0	0	0	69	61	130
2016	0	0	10	2	11	31	0	0	2	2	14	21	11	11	0	0	1	0	0	0	49	67	116
2017	0	0	11	8	9	26	0	0	1	4	18	33	14	11	0	0	1	2	0	0	54	84	138
2018	0	0	4	4	10	37	0	0	0	0	10	31	11	18	0	0	3	2	0	0	38	92	130
Grand Total	0	0	86	45	87	308	0	0	17	19	155	289	134	107	0	0	12	18	0	0	491	786	1,277

*Degrees conferred under College of Lifelong Learning, College of Urban, Labor, & Metro Affairs, College of Science, and College of Liberal Arts are reported under Liberal Arts & Sciences.

*The Department of Computer Science moved from Liberal Arts & Sciences to Engineering in Fall 2011.

STEM Certificates Awarded by College 2009 through 2018

IPEDS Award Year	Business		Education		Engineering		Fine Arts		Graduate		Info		Liberal Arts		Medicine		Nursing		Pharmacy		Social Work		Total		Grand Total
	F	M	F	M	F	M	F	M	F	M	F	M	F	M	F	M	F	M	F	M	F	M	F	M	
	2009	0	0	11	2	1	2	0	0	0	0	0	0	1	1	1	0	0	0	7	0	0	0	21	
2010	0	0	6	4	1	1	1	0	0	0	0	0	0	0	0	0	0	9	2	0	0	17	7	24	
2011	0	0	5	3	3	4	1	2	0	0	0	0	0	0	1	0	0	6	2	0	0	15	12	27	
2012	0	0	7	2	4	23	7	1	0	0	0	0	1	0	0	0	0	4	2	0	0	22	29	51	
2013	0	0	6	4	9	20	5	2	0	0	0	0	0	0	1	0	0	4	4	0	0	25	30	55	
2014	0	0	7	2	0	9	7	0	0	0	0	0	0	1	2	0	0	8	0	0	0	23	13	36	
2015	0	0	8	4	2	6	2	1	0	0	2	1	0	0	1	3	0	0	4	4	0	0	19	19	38
2016	0	0	6	2	0	3	4	0	0	0	8	3	0	0	1	0	0	0	4	1	0	0	23	9	32
2017	0	0	14	1	1	4	2	2	0	0	8	1	0	0	0	0	0	3	0	0	0	28	8	36	
2018	0	0	4	4		2	1		0	0	10	2	0	0	0	2	0	0	3	1	0	0	18	11	29
Grand Total	0	0	74	28	21	74	30	8	0	0	28	7	1	2	5	8	0	0	52	16	0	0	211	143	354

*Degrees conferred under College of Lifelong Learning, College of Urban, Labor, & Metro Affairs, College of Science, and College of Liberal Arts are reported under Liberal Arts & Sciences.

*The Department of Computer Science moved from Liberal Arts & Sciences to Engineering in Fall 2011.



Wayne State University
STEM Degrees Awarded by Level, Gender, and CIP Code

Bachelor's Degrees Awarded by CIP Code

CIP	CIP Program Area	GENDER	2009	2010	2011	2012	2013	2014	2015	2016	2017	2018	Total
030104	Environmental Science	F	2	4	9	5	5	10	8	1	4	8	56
		M	3	3	3	5	7	5	4	4	8	7	49
110101	Computer and Info Sci General	F	2	1	3	2	2	5	5	12	13	15	60
		M	29	14	23	19	23	38	47	46	66	79	384
110401	Information Sciences/Systems	F	1	0	1	1	1	1	0	1	0	0	6
		M	0	1	0	3	2	2	0	1	4	0	13
130501	Educ/Instruc Media Design	F	0	0	0	0	0	0	0	2	1	0	3
		M	0	0	0	0	0	0	0	1	1	1	3
140501	Biomedical/Medical Engg	F	0	0	0	0	0	6	8	8	4	11	37
		M	0	0	0	0	0	9	11	15	10	12	57
140701	Chemical Engineering	F	8	6	8	4	6	2	6	7	11	11	69
		M	9	11	14	10	17	18	23	20	19	27	168
140801	Civil Engineering, General	F	3	1	3	1	6	1	5	6	2	15	43
		M	13	16	16	17	16	20	22	20	20	25	185
141001	Electrical/Electrnc/Comm Engg	F	7	8	3	5	6	3	4	9	8	11	64
		M	45	35	27	19	37	25	30	42	41	58	359
141901	Mechanical Engineering	F	5	5	5	2	4	5	1	10	8	12	57
		M	20	24	17	18	29	27	37	37	66	64	339
143501	Industrial Engineering	F	5	2	6	3	2	1	7	5	0	5	36
		M	5	14	9	8	6	8	9	17	8	12	96
150303	Electrical,Electronic/Comm Eng	F	3	1	4	1	1	0	0	2	2	4	18
		M	19	23	22	9	13	11	13	18	17	16	161
150399	Electrical Engg Tech Other	F	0	0	0	0	0	0	0	0	0	0	0
		M	0	0	0	0	0	1	0	2	0	0	3
150403	Electromechanical Technology	F	0	0	0	0	0	0	0	0	0	0	0
		M	3	3	1	0	0	0	0	0	0	1	2



Wayne State University
STEM Degrees Awarded by Level, Gender, and CIP Code

Bachelor's Degrees Awarded by CIP Code

CIP	CIP Program Area	GENDER	2009	2010	2011	2012	2013	2014	2015	2016	2017	2018	Total
150612	Industrial Technology/Tech	F	0	0	0	0	0	0	0	0	0	0	0
		M	1	1	1	2	0	0	0	0	0	0	5
150613	Manufacturing Technology/Tech	F	3	2	0	0	0	0	0	0	0	0	5
		M	7	4	4	2	0	0	0	0	0	0	17
150699	Industrial Prod Tech Oth	F	0	2	0	0	1	0	0	0	0	0	3
		M	0	3	0	0	1	0	0	0	0	0	4
150805	Mechanical Engineering Tech	F	2	1	1	1	2	1	2	0	2	1	13
		M	32	19	19	11	14	11	14	8	9	13	150
151001	Construction Engg Tech	F	0	0	0	0	0	1	0	0	1	2	4
		M	0	0	2	3	4	1	8	2	8	9	37
151202	Computer Systems Technology	F	0	0	0	0	0	1	0	1	1	3	6
		M	1	1	3	1	0	4	3	5	4	2	24
260101	Biology, General	F	102	85	98	94	82	81	85	89	123	88	927
		M	100	80	89	89	89	108	105	97	93	85	935
270101	Mathematics	F	6	6	7	6	8	9	10	7	6	12	77
		M	18	4	11	9	8	9	15	20	10	7	111
400201	Astronomy	F	0	0	0	0	0	0	2	0	1	0	3
		M	0	0	0	0	0	0	0	2	3	0	5
400501	Chemistry, General	F	17	12	11	10	10	15	11	10	12	12	120
		M	23	9	15	16	16	24	13	19	16	8	159
400599	Chem Other	F	1	4	1	6	9	14	3	9	13	11	71
		M	0	1	4	8	12	11	18	11	12	11	88
400601	Geology	F	0	4	4	1	4	4	2	6	7	5	37
		M	1	3	3	5	4	8	10	5	8	12	59
400801	Physics, General	F	2	0	2	0	1	3	3	1	2	1	15
		M	4	5	6	3	2	3	5	5	7	6	46
409999	Physical Sciences Other	F	3	5	9	3	3	3	2	3	3	5	39
		M	3	4	4	9	5	6	12	4	9	8	64
511005	Medical Technology	F	15	19	12	9	14	13	17	17	13	13	142
		M	9	4	6	3	5	8	3	4	5	6	53
Total			532	450	486	423	477	536	583	611	682	715	5,495



Wayne State University
STEM Degrees Awarded by Level, Gender, and CIP Code

Master's Degrees Awarded by CIP Code

CIP	CIP Program Area	GENDER	2009	2010	2011	2012	2013	2014	2015	2016	2017	2018	Total
110101	Computer and Info Sci General	F	14	8	6	13	7	12	27	20	22	12	141
		M	23	18	11	21	28	25	43	43	36	15	263
130501	Educ/Instruc Media Design	F	33	21	26	17	16	16	16	17	18	15	195
		M	12	7	6	11	9	7	5	7	7	10	81
130601	Educational Eval/Research	F	2	0	2	1	0	1	2	0	0	1	9
		M	0	0	2	0	1	0	1	1	0	1	6
140501	Biomedical/Medical Engg	F	20	10	30	26	14	16	23	7	17	20	183
		M	24	20	27	42	32	35	22	11	21	24	258
140701	Chemical Engineering	F	3	2	3	2	2	0	3	3	3	1	22
		M	3	4	4	3	6	2	7	5	9	4	47
140801	Civil Engineering, General	F	7	7	9	2	5	8	8	6	7	4	63
		M	25	20	25	21	20	18	32	27	25	34	247
140901	Computer Engineering	F	7	3	3	5	2	0	0	4	2	5	31
		M	16	1	7	5	6	5	8	13	8	15	84
141001	Electrical/Electrnc/Comm Engg	F	10	4	5	3	4	2	6	11	18	20	83
		M	40	14	22	26	23	10	26	46	64	67	338
141901	Mechanical Engineering	F	4	4	7	4	1	2	5	10	10	17	64
		M	61	45	47	30	25	37	70	100	135	152	702
143501	Industrial Engineering	F	3	4	5	4	3	8	1	13	14	17	72
		M	23	16	21	15	11	16	40	68	149	113	472
143601	Manufacturing Engineering	F	1	1	0	0	0	0	2	1	1		6
		M	10	6	3	2	1	3	5	11	26	17	84
149999	Engineering, Other	F	2	2	1	1	3	2	1	0	2	1	15
		M	10	6	10	10	11	6	11	13	10	13	100
150000	Engineering Technologies/Tech	F	1	1	1	1	1	1	0	1	0		7
		M	16	3	4	8	8	7	4	7	1	6	64
150508	Hazardous Mat Mgt & Waste Tech	F	0	0	0	0	0	0	0	0	0		0
		M	1	0	1	0	0	0	0	0	0		2



Wayne State University
STEM Degrees Awarded by Level, Gender, and CIP Code

Master's Degrees Awarded by CIP Code

CIP	CIP Program Area	GENDER	2009	2010	2011	2012	2013	2014	2015	2016	2017	2018	Total
151501	Engg/Industrial Management	F	2	1	4	4	4	4	4	6	5	4	38
		M	7	15	12	10	12	17	8	18	16	21	136
260101	Biology, General	F	5	10	6	11	5	7	2	2	3		51
		M	2	4	2	4	5	4	1	4	3	1	30
260204	Molecular Biology	F	1	0	0	0	0	0	0	1	0		2
		M	0	1	0	1	0	0	0	0	0	1	3
260210	Biochemistry&Molecular Biology	F	1	0	2	1	2	1	1	2	5	6	21
		M	0	0	0	0	5	1	0	2	1	1	10
260403	Anatomy	F	0	0	0	0	1	0	1	0	0	1	3
		M	1	0	0	0	0	0	0	2	0		3
260507	Immunology and Microbiology	F	0	0	0	0	0	0	1	1	0	1	3
		M	0	0	0	0	0	0	1	0	0	2	3
260901	Physiology	F	0	1	0	3	4	4	2	1	1	2	18
		M	1	1	0	1	2	0	1	0	0	4	10
260911	Oncology and Cancer Biology	F	0	1	0	0	1	0	0	0	0		2
		M	0	0	0	1	0	0	1	0	0		2
261005	Molecular Toxicology	F	1	0	0	0	0	0	0	0	0		1
		M	0	0	0	0	0	0	0	0	0		0
261201	Molecular Biotechnology	F	4	4	3	1	1	1	1	0	2	2	19
		M	2	1	0	0	3	1	1	1	1		10
269999	Biological & Biomedical Sci	F	22	14	17	18	9	17	14	12	12	23	158
		M	14	19	19	16	19	33	19	18	21	24	202
270101	Mathematics	F	0	3	1	2	1	0	1	2	0		10
		M	4	9	1	2	7	5	3	4	3	4	42
270301	Applied Mathematics, General	F	1	1	1	0	4	4	3	2	2	3	21
		M	1	2	4	4	1	2	2	2	0	2	20
270501	Statistic, General	F	3	3	3	3	4	5	0	1	1	2	25
		M	0	3	2	6	4	8	1	3	2	5	34



Wayne State University
STEM Degrees Awarded by Level, Gender, and CIP Code

Master's Degrees Awarded by CIP Code

CIP	CIP Program Area	GENDER	2009	2010	2011	2012	2013	2014	2015	2016	2017	2018	Total
400501	Chemistry, General	F	8	4	6	1	5	3	2	0	3	1	33
		M	3	2	3	4	3	1	2	5	3	3	29
400601	Geology	F	0	0	1	0	0	1	1	3	4	1	11
		M	2	0	0	4	1	1	3	1	1	1	14
400801	Physics, General	F	0	3	3	2	1	7	4	0	2	1	23
		M	9	8	6	5	9	2	9	5	1	2	56
401001	Materials Science	F	1	0	0	1	1	1	2	2	2		10
		M	4	1	3	3	0	0	1	2	5	2	21
511005	Medical Technology	F	0	0	0	0	0	0	0	0	0	0	0
		M	0	0	0	0	0	0	0	0	0	0	0
511401	Medical Scientist	F	1	0	0	0	1	3	0	0	0	0	5
		M	0	0	1	0	0	3	0	0	0	0	4
512003	Med Pharmacol & Pharmaceut Sci	F	1	1	0	0	1	2	6	2	3	8	24
		M	1	0	0	1	0	0	3	5	4	4	18
512205	Health Physics/Radiolog Health	F	6	3	1	2	1	3	1	4	2	2	25
		M	7	9	7	7	11	3	8	6	6	3	67
Total			486	351	396	391	367	383	478	564	719	721	4,856



Wayne State University
STEM Degrees Awarded by Level, Gender, and CIP Code

Doctoral Degrees Awarded by CIP Code

CIP	CIP Program Area	GENDER	2009	2010	2011	2012	2013	2014	2015	2016	2017	2018	Total
110101	Computer and Info Sci General	F	0	0	3	0	2	3	2	4	0	1	15
		M	11	10	4	9	7	5	8	9	6	6	75
130501	Educ/Instruc Media Design	F	7	5	3	3	12	6	7	5	3	4	55
		M	3	2	3	6	1	0	1	2	7	2	27
130601	Educational Eval/Research	F	0	0	4	3	4	3	4	5	8	0	31
		M	2	0	1	0	6	5	1	0	1	2	18
140501	Biomedical/Medical Engg	F	2	4	1	4	1	1	3	2	4	5	27
		M	4	4	4	4	2	2	3	2	2	4	31
140701	Chemical Engineering	F	1	0	3	2	0	2	2	1	1	0	12
		M	4	3	1	3	1	3	1	2	2	2	22
140801	Civil Engineering, General	F	0	0	0	0	1	1	0	1	3	0	6
		M	0	4	4	3	1	3	3	3	2	2	25
140901	Computer Engineering	F	0	0	1	1	0	0	0	0	0	0	2
		M	4	1	4	3	4	6	1	1	2	3	29
141001	Electrical/Electrnc/Comm Engg	F	0	0	0	1	0	0	1	1	1	0	4
		M	2	1	3	3	3	11	7	1	4	6	41
141901	Mechanical Engineering	F	0	0	0	1	1	3	0	1	0	0	6
		M	8	4	4	8	6	7	6	7	4	6	60
143501	Industrial Engineering	F	1	0	0	1	2	3	3	1	0	2	13
		M	3	2	2	9	5	3	5	4	3	7	43
260101	Biology, General	F	5	2	3	3	4	1	7	2	6	2	35
		M	2	0	2	2	4	1	3	1	5	3	23
260202	Biochemistry	F	0	0	0	0	0	0	0	0	0	0	0
		M	1	0	0	0	0	0	0	0	0	0	1
260204	Molecular Biology	F	1	2	1	1	1	3	2	2	1	0	14
		M	0	1	2	2	4	0	2	1	4	0	16
260210	Biochemistry&Molecular Biology	F	1	1	2	3	1	2	2	0	3	1	16
		M	2	5	2	2	0	1	0	1	1	3	17



Wayne State University
STEM Degrees Awarded by Level, Gender, and CIP Code

Doctoral Degrees Awarded by CIP Code

CIP	CIP Program Area	GENDER	2009	2010	2011	2012	2013	2014	2015	2016	2017	2018	Total
260403	Anatomy	F	2	3	0	1	3	1	2	0	2	0	14
		M	1	2	0	1	1	2	0	0	0	1	8
260507	Immunology and Microbiology	F	2	1	3	0	1	0	2	1	0	0	10
		M	1	0	1	2	2	1	1	2	0	1	11
260901	Physiology	F	3	0	3	5	1	4	4	4	4	4	32
		M	0	1	4	2	0	3	5	3	3	2	23
260910	Pathology/Experimental Path	F	0	2	0	1	1	2	0	0	2	0	8
		M	0	1	0	1	1	0	0	1	0	0	4
260911	Oncology and Cancer Biology	F	5	0	7	1	3	4	6	2	2	3	33
		M	5	0	1	0	2	1	1	2	2	7	21
261005	Molecular Toxicology	F	0	1	0	2	0	0	0	0	0	0	3
		M	2	0	0	0	0	0	0	1	0	0	3
261501	Neuroscience	F	0	0	0	0	0	0	1	2	0	1	4
		M	0	0	0	0	0	0	1	1	0	1	3
261503	Neurobiology & Neurophysiology	F	0	0	0	0	0	0	0	0	0	0	0
		M	0	0	0	0	0	0	0	0	0	0	0
270101	Mathematics	F	1	1	3	0	1	1	1	3	0	0	11
		M	4	2	2	7	2	7	2	5	7	4	42
400501	Chemistry, General	F	10	4	9	7	5	14	18	6	9	6	88
		M	22	15	16	8	16	11	4	11	11	16	130
400801	Physics, General	F	1	0	1	1	3	3	1	3	3	2	18
		M	4	6	9	9	3	8	5	4	10	8	66
401001	Materials Science	F	0	1	0	1	0	1	0	0	0	2	5
		M	2	1	0	0	0	2	1	2	1	1	10
512003	Med Pharmacol & Pharmaceut Sci	F	3	2	6	3	2	2	1	3	2	5	29
		M	5	4	2	1	2	4	0	0	3	3	24
512205	Health Physics/Radiolog Health	F	0	0	0	0	0	0	0	0	0	0	0
		M	2	1	2	0	1	0	0	1	4	2	13
Total			139	99	126	130	123	146	130	116	138	130	1,277



Wayne State University
STEM Degrees Awarded by Level, Gender, and CIP Code

Post Secondary Certificates Awarded by CIP Code

CIP	CIP Program Area	GENDER	2009	2010	2011	2012	2013	2014	2015	2016	2017	2018	Total
142701	Systems Engineering	F	0	0	0	0	0	0	0	0	0	0	0
		M	0	0	0	0	2	0	0	0	0	0	2
149999	Engineering, Other	F	0	0	0	0	0	0	0	0	0	0	0
		M	0	0	0	5	0	2	0	0	0	0	7
151601	Nanotechnology	F	0	0	0	0	0	0	1	0	0	0	1
		M	0	0	0	0	0	0	0	0	0	0	0
Total			0	0	0	5	2	2	1	0	0	0	10

Post baccalaureate Certificates Awarded by CIP Code

CIP	CIP Program Area	GENDER	2009	2010	2011	2012	2013	2014	2015	2016	2017	2018	Total
110101	Computer and Info Sci General	F	1	0	0	0	0	0	0	0	0	0	1
		M	1	0	0	0	0	0	0	0	0	0	1
130501	Educ/Instruc Media Design	F	0	0	0	0	0	0	1	0	0	0	1
		M	0	0	0	0	0	0	0	0	0	0	0
140501	Biomedical/Medical Engg	F	0	0	2	1	1	0	1	0	0	0	5
		M	0	0	0	2	1	1	4	0	0	1	9
142701	Systems Engineering	F	0	0	0	0	0	0	0	0	0	0	0
		M	0	0	0	0	0	3	1	2	2	0	8
151501	Engg/Industrial Management	F	0	0	0	0	0	0	0	0	0	0	0
		M	0	0	0	0	0	1	1	0	0	0	2
511005	Medical Technology	F	5	7	6	4	3	8	4	4	4	3	48
		M	0	1	1	0	2	0	4	1	1	1	11
511401	Medical Scientist	F	1	0	0	0	1	1	0	0	0	0	3
		M	0	0	1	0	0	2	0	0	0	0	3
Total			8	8	10	7	8	16	16	7	7	5	92



Wayne State University
STEM Degrees Awarded by Level, Gender, and CIP Code

Post Master's Certificates Awarded by CIP Code

CIP	CIP Program Area	GENDER	2009	2010	2011	2012	2013	2014	2015	2016	2017	2018	Total
090702	Digital Comm & Media	F	0	1	1	7	5	7	2	4	2	1	30
		M	0	0	2	1	2	0	1	0	2	0	8
110401	Information Sciences/Systems	F	0	0	0	0	0	0	2	8	8	10	28
		M	0	0	0	0	0	0	1	3	1	2	7
130501	Educ/Instruc Media Design	F	11	6	5	7	6	7	7	6	13	4	72
		M	2	4	3	2	4	2	4	2	1	4	28
141401	Environmental (Hlth) Engg	F	0	0	0	0	0	0	0	0	0	0	0
		M	0	0	0	0	0	0	0	0	0	0	0
143201	Polymer/Plastics Engineering	F	1	1	1	0	0	0	0	0	0	0	3
		M	0	1	0	0	0	0	0	0	0	0	1
149999	Engineering, Other	F	0	0	0	3	8	0	0	0	1	0	12
		M	2	0	4	16	17	2	0	1	1	1	44
261006	Environmental Toxicology	F	1	1	0	0	0	0	0	0	0	0	2
		M	0	1	0	0	0	0	0	0	0	0	1
303001	Computational Science	F	0	0	0	0	0	0	0	0	0	0	0
		M	0	0	0	1	0	0	0	0	0	0	1
512202	Environmental Health	F	1	1	0	0	1	0	0	1	0	0	4
		M	0	0	1	2	2	0	0	0	0	0	5
512205	Health Physics/Radiolog Health	F	0	0	0	0	0	0	1	0	0	0	1
		M	0	0	0	0	0	0	3	0	0	2	5
Total			18	16	17	39	45	18	21	25	29	24	252



Wayne State University
STEM Degrees Awarded by College, Program, Gender, and Race/Ethnicity
IPEDS Award Year 2009

College	CIP Code	Program Classification	Award Category	F	M	Non-Resident Alien	American Indian or Alaskan Native	Asian	Black or African American	Hispanic or Latino	Native Hawaiian and Other Pacific Islander	White	2 or more races	Unknown	Grand Total
ED	130501	Educ/Instruc Media Design	Master's Degree	33	12	1	0	1	13	0	0	25	0	5	45
			Post Master's Certificate	11	2	1	0	0	7	0	0	5	0	0	13
	130601	Educational Eval/Research	Doctor's degree - Research/Scholarship	7	3	0	0	0	3	0	0	7	0	0	10
			Master's Degree	2	0	0	0	0	1	0	0	0	0	1	2
		Doctor's degree - Research/Scholarship	0	2	1	0	0	0	0	0	1	0	0	2	
ED Total				53	19	3	0	1	24	0	0	38	0	6	72
EN	140501	Biomedical/Medical Engg	Master's Degree	20	24	20	0	6	2	0	0	11	0	5	44
			Doctor's degree - Research/Scholarship	2	4	4	0	0	0	1	0	1	0	0	6
	140701	Chemical Engineering	Baccalaureate Degree	8	9	2	0	0	1	1	0	13	0	0	17
			Master's Degree	3	3	3	0	0	0	0	0	3	0	0	6
			Doctor's degree - Research/Scholarship	1	4	2	0	2	0	0	0	1	0	0	5
	140801	Civil Engineering, General	Baccalaureate Degree	3	13	1	0	0	2	0	0	11	0	2	16
			Master's Degree	7	25	12	0	2	3	0	0	14	0	1	32
	140901	Computer Engineering	Master's Degree	7	16	17	0	1	1	0	0	4	0	0	23
			Doctor's degree - Research/Scholarship	0	4	1	0	2	0	0	0	1	0	0	4
	151202	Computer Systems Technology	Baccalaureate Degree	0	1	0	0	0	0	0	0	1	0	0	1
	150303	Electrical,Electronic/Comm Eng	Baccalaureate Degree	3	19	3	0	2	1	1	1	12	0	3	22
	141001	Electrical/Electrnc/Comm Engg	Baccalaureate Degree	7	45	6	0	9	10	0	0	22	0	5	52
			Master's Degree	10	40	36	1	7	1	1	1	2	0	2	50
			Doctor's degree - Research/Scholarship	0	2	2	0	0	0	0	0	0	0	0	2
	150403	Electromechanical Technology	Baccalaureate Degree	0	3	1	0	0	1	0	0	1	0	0	3
	151501	Engg/Industrial Management	Master's Degree	2	7	2	0	1	0	1	0	5	0	0	9
	150000	Engineering Technologies/Tech	Master's Degree	1	16	4	0	5	2	0	0	6	0	0	17
	149999	Engineering, Other	Master's Degree	2	10	3	0	1	1	0	0	7	0	0	12
			Post Master's Certificate	0	2	0	0	0	0	0	0	2	0	0	2
	150508	Hazardous Mat Mgt & Waste Tech	Master's Degree	0	1	0	0	0	0	0	0	1	0	0	1
	150612	Industrial Technology/Tech	Baccalaureate Degree	0	1	0	0	0	1	0	0	0	0	0	1
	143501	Industrial Engineering	Baccalaureate Degree	5	5	1	0	3	1	0	0	3	0	2	10
			Master's Degree	3	23	21	0	3	1	0	0	1	0	0	26
			Doctor's degree - Research/Scholarship	1	3	2	0	0	1	0	0	1	0	0	4
	143601	Manufacturing Engineering	Master's Degree	1	10	6	0	2	0	0	0	1	0	2	11
	150613	Manufacturing Technology/Tech	Baccalaureate Degree	3	7	0	0	0	10	0	0	0	0	0	10
	401001	Materials Science	Master's Degree	1	4	4	0	0	0	0	0	1	0	0	5
			Doctor's degree - Research/Scholarship	0	2	1	0	1	0	0	0	0	0	0	2
	141901	Mechanical Engineering	Baccalaureate Degree	5	20	2	0	3	4	0	0	13	0	3	25
			Master's Degree	4	61	44	0	6	1	1	1	13	0	0	65
			Doctor's degree - Research/Scholarship	0	8	4	0	3	1	0	0	0	0	0	8
	150805	Mechanical Engineering Tech	Baccalaureate Degree	2	32	5	0	1	5	0	0	18	0	5	34
	143201	Polymer/Plastics Engineering	Post Master's Certificate	1	0	0	0	0	0	0	0	1	0	0	1
EN Total				102	424	209	1	60	50	6	0	170	0	30	526
GS	260204	Molecular Biology	Master's Degree	1	0	0	0	0	0	0	0	1	0	0	1
			Doctor's degree - Research/Scholarship	1	0	1	0	0	0	0	0	0	0	0	1
	261005	Molecular Toxicology	Master's Degree	1	0	1	0	0	0	0	0	0	0	0	1
			Doctor's degree - Research/Scholarship	0	2	1	0	0	0	0	0	0	1	0	2
GS Total				3	2	3	0	0	0	0	2	0	0	5	



Wayne State University
STEM Degrees Awarded by College, Program, Gender, and Race/Ethnicity
IPEDS Award Year 2009

College	CIP Code	Program Classification	Award Category	F	M	Non-Resident Alien	American Indian or Alaskan Native	Asian	Black or African American	Hispanic or Latino	Native Hawaiian and Other Pacific Islander	White	2 or more races	Unknown	Grand Total	
LS	270301	Applied Mathematics, General	Master's Degree	1	1	2	0	0	0	0	0	0	0	0	2	
	260101		Biology, General	Baccalaureate Degree	102	100	15	1	42	15	3	15	0	2	18	202
	400599	Chem Other		Master's Degree	5	2	3	0	0	0	0	0	0	4	0	0
			Doctor's degree - Research/Scholarship	5	2	2	0	3	0	0	0	0	2	0	0	7
			Baccalaureate Degree	1	0	0	0	0	0	0	0	0	1	0	0	1
			400501	Chemistry, General	Baccalaureate Degree	17	23	4	0	6	2	0	0	24	1	3
	Master's Degree	8	3		7	0	0	0	0	0	4	0	0	0	11	
	Doctor's degree - Research/Scholarship	10	22		19	0	6	0	0	0	7	0	0	0	32	
	110101	Computer and Info Sci General	Baccalaureate Degree	2	29	4	0	3	6	0	0	16	0	2	31	
			Postbaccalaureate Certificate	1	1	0	0	0	0	0	0	2	0	0	2	
			Master's Degree	14	23	23	0	9	0	1	0	4	0	0	0	37
			Doctor's degree - Research/Scholarship	0	11	8	0	2	0	0	0	1	0	0	0	11
	030104	Environmental Science	Baccalaureate Degree	2	3	0	0	0	2	0	0	0	3	0	0	5
			400601	Geology	Baccalaureate Degree	0	1	0	0	0	0	0	0	1	0	0
	Master's Degree	0	2		0	0	0	1	0	0	0	1	0	0	2	
	110401	Information Sciences/Systems	Baccalaureate Degree	1	0	1	0	0	0	0	0	0	0	0	0	1
	270101	Mathematics	Baccalaureate Degree	6	18	0	1	1	3	0	0	15	0	4	24	
			Master's Degree	0	4	0	0	0	0	0	0	4	0	0	4	
	Doctor's degree - Research/Scholarship	1	4	3	0	2	0	0	0	0	0	0	0	5		
	261201	Molecular Biotechnology	Master's Degree	4	2	3	0	0	0	0	0	3	0	0	6	
	409999	Physical Sciences Other	Baccalaureate Degree	3	3	2	1	3	0	0	0	0	0	0	6	
	400801	Physics, General	Baccalaureate Degree	2	4	0	0	0	0	0	0	6	0	0	6	
			Master's Degree	0	9	6	0	1	0	0	0	2	0	0	9	
			Doctor's degree - Research/Scholarship	1	4	2	0	0	0	0	0	3	0	0	5	
			270501	Statistic, General	Master's Degree	3	0	2	0	1	0	0	0	0	0	3
	LS Total			189	271	106	3	79	29	4	0	209	3	27	460	
	MD	260403	Anatomy	Master's Degree	0	1	0	0	0	0	0	0	1	0	0	1
Doctor's degree - Research/Scholarship		2		1	1	0	1	0	0	0	1	0	0	3		
260202		Biochemistry	Doctor's degree - Research/Scholarship	0	1	1	0	0	0	0	0	0	0	0	1	
260210			Biochemistry&Molecular Biology	Master's Degree	1	0	1	0	0	0	0	0	0	0	1	
Doctor's degree - Research/Scholarship		1		2	3	0	0	0	0	0	0	0	0	3		
269999		Biological & Biomedical Sci	Master's Degree	22	14	4	0	3	3	0	0	19	0	7	36	
512205		Health Physics/Radiolog Health	Master's Degree	6	7	3	1	5	0	0	0	3	0	1	13	
			Doctor's degree - Research/Scholarship	0	2	0	0	0	0	0	0	2	0	0	2	
260507		Immunology and Microbiology	Doctor's degree - Research/Scholarship	2	1	0	0	0	0	1	0	2	0	0	3	
512003		Med Pharmacol & Pharmaceut Sci	Doctor's degree - Research/Scholarship	1	2	1	0	1	0	0	0	1	0	0	3	
511401		Medical Scientist	Postbaccalaureate Certificate	1	0	0	0	1	0	0	0	0	0	0	1	
			Master's Degree	1	0	0	0	1	0	0	0	0	0	0	1	
260911		Oncology and Cancer Biology	Doctor's degree - Research/Scholarship	5	5	1	0	0	2	0	0	7	0	0	10	
260901		Physiology	Master's Degree	0	1	0	0	1	0	0	0	0	0	0	1	
	Doctor's degree - Research/Scholarship		3	0	1	0	0	0	0	0	2	0	0	3		
MD Total			45	37	16	1	13	5	1	0	38	0	8	82		
PA	512202	Environmental Health	Post Master's Certificate	1	0	0	0	0	0	0	0	1	0	0	1	
	261006	Environmental Toxicology	Post Master's Certificate	1	0	0	0	0	0	0	0	1	0	0	1	
	512003	Med Pharmacol & Pharmaceut Sci	Master's Degree	1	1	2	0	0	0	0	0	0	0	0	2	
			Doctor's degree - Research/Scholarship	2	3	4	0	0	0	0	0	1	0	0	5	
	511005	Medical Technology	Baccalaureate Degree	15	9	0	0	2	0	0	0	18	1	3	24	
Postbaccalaureate Certificate			5	0	0	0	0	0	0	0	4	0	1	5		
PA Total			25	13	6	0	2	0	0	0	25	1	4	38		
Grand Total				417	766	343	5	155	108	11	0	482	4	75	1,183	



Wayne State University
STEM Degrees Awarded by College, Program, Gender, and Race/Ethnicity
IPEDS Award Year 2010

College	CIP Code	Program Classification	Award Category	F	M	Non-Resident Alien	American Indian or Alaskan Native	Asian	Black or African American	Hispanic or Latino	Native Hawaiian and Other Pacific Islander	White	2 or more races	Unknown	Grand Total
ED	130501	Educ/Instruc Media Design	Master's Degree	21	7	0	1	1	11	0	0	11	0	4	28
			Post Master's Certificate	6	4	0	1	0	3	0	0	5	0	1	10
			Doctor's degree - Research/Scholarship	5	2	1	0	1	1	0	0	4	0	0	7
ED Total				32	13	1	2	2	15	0	0	20	0	5	45
EN	140501	Biomedical/Medical Engg	Master's Degree	10	20	13	0	1	2	0	0	14	0	0	30
			Doctor's degree - Research/Scholarship	4	4	3	0	1	1	0	0	3	0	0	8
	140701	Chemical Engineering	Baccalaureate Degree	6	11	2	0	0	0	1	0	13	0	1	17
			Master's Degree	2	4	2	0	2	1	0	0	0	0	1	6
			Doctor's degree - Research/Scholarship		0	3	3	0	0	0	0	0	0	0	3
				Baccalaureate Degree	1	16	1	1	1	0	1	0	11	0	2
	140801	Civil Engineering, General	Master's Degree	7	20	10	0	1	5	0	0	10	0	1	27
			Doctor's degree - Research/Scholarship	0	4	4	0	0	0	0	0	0	0	0	4
	140901	Computer Engineering	Master's Degree	3	1	2	0	0	0	0	0	1	0	1	4
			Doctor's degree - Research/Scholarship	0	1	0	0	0	0	0	0	0	1	0	1
	151202	Computer Systems Technology	Baccalaureate Degree	0	1	1	0	0	0	0	0	0	0	0	1
	150303	Electrical,Electronic/Comm Eng	Baccalaureate Degree	1	23	5	0	2	3	0	0	12	0	2	24
	141001	Electrical/Electrnc/Comm Engg	Baccalaureate Degree	8	35	5	0	5	7	0	0	22	0	4	43
			Master's Degree	4	14	10	0	5	0	0	0	3	0	0	18
			Doctor's degree - Research/Scholarship	0	1	0	0	0	0	0	0	1	0	0	1
	150403	Electromechanical Technology	Baccalaureate Degree	0	3	1	0	0	1	0	0	1	0	0	3
	151501	Engg/Industrial Management	Master's Degree	1	15	3	0	3	2	0	8	0	0	16	
	150000	Engineering Technologies/Tech	Master's Degree	1	3	1	0	1	0	0	0	2	0	0	4
	149999	Engineering, Other	Master's Degree	2	6	0	0	1	0	1	0	6	0	0	8
	150612	Industrial Technology/Tech	Baccalaureate Degree	0	1	0	0	0	0	0	0	0	0	1	1
	143501	Industrial Engineering	Baccalaureate Degree	2	14	2	0	2	3	0	0	8	0	1	16
			Master's Degree	4	16	13	0	2	1	0	0	4	0	0	20
			Doctor's degree - Research/Scholarship	0	2	2	0	0	0	0	0	0	0	0	2
	150699	Industrial Prod Tech Oth	Baccalaureate Degree	2	3	1	0	0	3	0	0	1	0	5	
	143601	Manufacturing Engineering	Master's Degree	1	6	4	0	0	0	0	2	0	1	7	
	150613	Manufacturing Technology/Tech	Baccalaureate Degree	2	4	0	0	0	4	0	0	1	0	1	6
	401001	Materials Science	Master's Degree	0	1	1	0	0	0	0	0	0	0	0	1
			Doctor's degree - Research/Scholarship	1	1	0	0	1	0	0	0	1	0	0	2
	141901	Mechanical Engineering	Baccalaureate Degree	5	24	1	0	6	3	0	0	15	2	2	29
			Master's Degree	4	45	36	0	9	0	1	0	3	0	0	49
			Doctor's degree - Research/Scholarship	0	4	2	0	1	0	0	0	1	0	0	4
	150805	Mechanical Engineering Tech	Baccalaureate Degree	1	19	5	0	0	2	0	0	13	0	0	20
	143201	Polymer/Plastics Engineering	Post Master's Certificate	1	1	1	0	0	0	0	0	0	0	1	2
EN Total				73	326	134	1	44	38	4	0	156	3	19	399
FA	090702	Digital Comm & Media	Post Master's Certificate	1	0	0	0	0	0	0	0	1	0	0	1
FA Total				1	0	0	0	0	0	0	0	1	0	0	1
GS	260204	Molecular Biology	Master's Degree	0	1	1	0	0	0	0	0	0	0	0	1
			Doctor's degree - Research/Scholarship	2	1	1	0	0	0	0	0	2	0	0	3
	261005	Molecular Toxicology	Doctor's degree - Research/Scholarship	1	0	1	0	0	0	0	0	0	0	0	1
GS Total				3	2	3	0	0	0	0	0	2	0	0	5



Wayne State University
STEM Degrees Awarded by College, Program, Gender, and Race/Ethnicity
IPEDS Award Year 2010

College	CIP Code	Program Classification	Award Category	F	M	Non-Resident Alien	American Indian or Alaskan Native	Asian	Black or African American	Hispanic or Latino	Native Hawaiian and Other Pacific Islander	White	2 or more races	Unknown	Grand Total
LS	270301	Applied Mathematics, General	Master's Degree	1	2	0	0	1	0	0	0	2	0	0	3
	260101		Biology, General	Baccalaureate Degree	85	80	12	0	37	11	0	1	94	4	6
		Master's Degree		10	4	7	0	4	0	0	0	3	0	0	14
			Doctor's degree - Research/Scholarship	2	0	2	0	0	0	0	0	0	0	0	2
	400599	Chem Other	Baccalaureate Degree	4	1	1	0	0	0	0	0	4	0	0	5
	400501		Chemistry, General	Baccalaureate Degree	12	9	2	0	4	0	0	0	12	2	1
		Master's Degree		4	2	4	0	2	0	0	0	0	0	0	6
			Doctor's degree - Research/Scholarship	4	15	13	0	0	0	0	0	6	0	0	19
	110101	Computer and Info Sci General	Baccalaureate Degree	1	14	4	0	1	2	1	0	7	0	0	15
			Master's Degree	8	18	14	0	7	0	2	0	2	0	1	26
			Doctor's degree - Research/Scholarship	0	10	4	0	4	0	0	0	2	0	0	10
	030104	Environmental Science	Baccalaureate Degree	4	3	2	0	0	1	0	0	4	0	0	7
	400601	Geology	Baccalaureate Degree	4	3	0	0	0	2	0	0	5	0	0	7
	110401	Information Sciences/Systems	Baccalaureate Degree	0	1	0	0	0	1	0	0	0	0	0	1
	270101	Mathematics	Baccalaureate Degree	6	4	0	0	1	2	0	0	7	0	0	10
			Master's Degree	3	9	0	0	0	0	0	0	11	0	1	12
			Doctor's degree - Research/Scholarship	1	2	2	0	0	0	0	0	1	0	0	3
	261201	Molecular Biotechnology	Master's Degree	4	1	4	0	1	0	0	0	0	0	0	5
	409999	Physical Sciences Other	Baccalaureate Degree	5	4	0	0	1	0	0	0	7	1	0	9
	400801	Physics, General	Baccalaureate Degree	0	5	0	0	0	0	0	0	5	0	0	5
			Master's Degree	3	8	6	0	0	0	0	0	5	0	0	11
			Doctor's degree - Research/Scholarship	0	6	4	0	0	0	0	0	1	0	1	6
	270501	Statistic, General	Master's Degree	3	3	5	0	0	0	0	0	1	0	0	6
LS Total				164	204	86	0	63	19	3	1	179	7	10	368
MD	260403	Anatomy	Doctor's degree - Research/Scholarship	3	2	2	0	2	0	0	0	1	0	0	5
	260210	Biochemistry&Molecular Biology	Doctor's degree - Research/Scholarship	1	5	4	0	0	0	0	0	2	0	0	6
	269999	Biological & Biomedical Sci	Master's Degree	14	19	2	0	7	1	0	0	20	0	3	33
	512205	Health Physics/Radiolog Health	Master's Degree	3	9	2	0	4	0	0	0	5	0	1	12
			Doctor's degree - Research/Scholarship	0	1	0	0	0	0	0	0	1	0	0	1
	260507	Immunology and Microbiology	Doctor's degree - Research/Scholarship	1	0	0	0	1	0	0	0	0	0	0	1
	512003	Med Pharmacol & Pharmaceut Sci	Doctor's degree - Research/Scholarship	0	1	0	0	0	0	0	0	1	0	0	1
	260911	Oncology and Cancer Biology	Master's Degree	1	0	0	0	0	0	0	0	1	0	0	1
	260910	Pathology/Experimental Path	Doctor's degree - Research/Scholarship	2	1	3	0	0	0	0	0	0	0	0	3
	260901	Physiology	Master's Degree	1	1	0	0	1	0	0	0	1	0	0	2
		Doctor's degree - Research/Scholarship	0	1	0	0	0	0	0	0	1	0	0	1	
MD Total				26	40	13	0	15	1	0	0	33	0	4	66
PA	512202	Environmental Health	Post Master's Certificate	1	0	0	0	0	0	0	0	0	0	1	1
	261006	Environmental Toxicology	Post Master's Certificate	1	1	0	0	0	1	0	0	1	0	0	2
	512003	Med Pharmacol & Pharmaceut Sci	Master's Degree	1	0	1	0	0	0	0	0	0	0	0	1
			Doctor's degree - Research/Scholarship	2	3	3	0	1	0	0	0	1	0	0	5
	511005	Medical Technology	Baccalaureate Degree	19	4	2	0	2	2	0	0	14	1	2	23
		Postbaccalaureate Certificate	7	1	0	0	0	1	0	0	7	0	0	8	
PA Total				31	9	6	0	3	4	0	0	23	1	3	40
Grand Total				330	594	243	3	127	77	7	1	414	11	41	924



Wayne State University
STEM Degrees Awarded by College, Program, Gender, and Race/Ethnicity
IPEDS Award Year 2011

College	CIP Code	Program Classification	Award Category	F	M	Non-Resident Alien	American Indian or Alaskan Native	Asian	Black or African American	Hispanic or Latino	Native Hawaiian and Other Pacific Islander	White	2 or more races	Unknown	Grand Total
ED	130501	Educ/Instruc Media Design	Master's Degree	26	6	0	0	1	15	1	0	12	0	3	32
			Post Master's Certificate	5	3	1	0	0	3	0	0	3	0	1	8
	130601	Educational Eval/Research	Doctor's degree - Research/Scholarship	3	3	3	1	1	0	0	0	1	0	0	6
			Master's Degree	2	2	2	0	0	1	0	0	1	0	0	4
			Doctor's degree - Research/Scholarship	4	1	0	0	0	2	0	0	2	1	0	5
ED Total				40	15	6	1	2	21	1	0	19	1	4	55
EN	140501	Biomedical/Medical Engg	Postbaccalaureate Certificate	2	0	0	0	0	1	0	0	1	0	0	2
			Master's Degree	30	27	19	0	9	4	0	0	22	0	3	57
			Doctor's degree - Research/Scholarship	1	4	3	0	0	0	0	0	0	2	0	0
	140701	Chemical Engineering	Baccalaureate Degree	8	14	1	0	2	2	0	0	16	0	1	22
			Master's Degree	3	4	4	0	0	0	1	0	2	0	0	7
			Doctor's degree - Research/Scholarship	3	1	1	0	0	0	0	0	3	0	0	4
	140801	Civil Engineering, General	Baccalaureate Degree	3	16	3	1	0	0	0	0	13	0	2	19
			Master's Degree	9	25	6	0	3	3	0	0	20	0	2	34
			Doctor's degree - Research/Scholarship	0	4	2	0	1	0	0	0	1	0	0	4
	140901	Computer Engineering	Master's Degree	3	7	6	0	1	1	0	0	2	0	0	10
			Doctor's degree - Research/Scholarship	1	4	0	0	3	0	0	0	2	0	0	5
			Baccalaureate Degree	0	3	0	0	1	0	0	0	1	0	1	3
	151202	Computer Systems Technology	Baccalaureate Degree	0	2	0	0	0	0	0	0	2	0	0	2
	151001	Construction Engg Tech	Baccalaureate Degree	4	22	6	0	0	7	1	0	9	0	3	26
	150303	Electrical,Electronic/Comm Eng	Baccalaureate Degree	3	27	6	0	5	5	0	0	12	1	1	30
	141001	Electrical/Electrnc/Comm Engg	Master's Degree	5	22	15	0	6	1	0	0	4	0	1	27
			Doctor's degree - Research/Scholarship	0	3	2	0	0	0	0	0	1	0	0	3
			Baccalaureate Degree	0	1	0	0	0	0	0	0	1	0	0	1
	150403	Electromechanical Technology	Baccalaureate Degree	4	12	1	0	4	1	0	9	0	1	16	
	151501	Engg/Industrial Management	Master's Degree	1	4	3	0	1	1	0	0	0	0	5	
	150000	Engineering Technologies/Tech	Master's Degree	1	10	4	0	0	0	0	5	0	2	11	
	149999	Engineering, Other	Post Master's Certificate	0	4	0	0	1	0	0	0	3	0	0	4
	150508	Hazardous Mat Mgt & Waste Tech	Master's Degree	0	1	0	0	0	1	0	0	0	0	0	1
	150612	Industrial Technology/Tech	Baccalaureate Degree	0	1	0	0	0	1	0	0	0	0	0	1
	143501	Industrial Engineering	Baccalaureate Degree	6	9	2	0	1	5	0	0	6	0	1	15
			Master's Degree	5	21	14	0	3	4	0	0	4	0	1	26
			Doctor's degree - Research/Scholarship	0	2	1	0	0	0	0	0	1	0	0	2
	143601	Manufacturing Engineering	Master's Degree	0	3	0	0	0	1	0	0	2	0	0	3
	150613	Manufacturing Technology/Tech	Baccalaureate Degree	0	4	0	0	0	4	0	0	0	0	0	4
	401001	Materials Science	Master's Degree	0	3	2	0	0	0	0	0	0	0	1	3
	141901	Mechanical Engineering	Baccalaureate Degree	5	17	1	0	2	4	0	0	14	0	1	22
			Master's Degree	7	47	32	0	8	1	0	0	10	1	2	54
			Doctor's degree - Research/Scholarship	0	4	2	0	0	0	0	0	2	0	0	4
	150805	Mechanical Engineering Tech	Baccalaureate Degree	1	19	8	0	1	1	1	9	0	0	20	
143201	Polymer/Plastics Engineering	Post Master's Certificate	1	0	0	0	0	1	0	0	0	0	0	1	
EN Total				106	347	144	1	52	49	3	0	179	2	23	453
FA	090702	Digital Comm & Media	Post Master's Certificate	1	2	0	0	0	0	0	0	2	0	1	3
FA Total				1	2	0	0	0	0	0	0	2	0	1	3
GS	260204	Molecular Biology	Doctor's degree - Research/Scholarship	1	2	1	0	0	0	0	0	2	0	0	3
GS Total				1	2	1	0	0	0	0	0	2	0	0	3



Wayne State University
STEM Degrees Awarded by College, Program, Gender, and Race/Ethnicity
IPEDS Award Year 2011

College	CIP Code	Program Classification	Award Category	F	M	Non-Resident Alien	American Indian or Alaskan Native	Asian	Black or African American	Hispanic or Latino	Native Hawaiian and Other Pacific Islander	White	2 or more races	Unknown	Grand Total	
LS	270301	Applied Mathematics, General	Master's Degree	1	4	2	0	0	1	0	0	2	0	0	5	
			Baccalaureate Degree	98	89	19	0	36	7	2	0	106	4	13	187	
	260101	Biology, General	Master's Degree	6	2	3	0	1	0	0	0	0	3	0	1	8
			Doctor's degree - Research/Scholarship	3	2	1	0	1	0	0	0	3	0	0	5	
			Baccalaureate Degree	1	4	0	0	3	1	1	0	0	0	0	5	
			Master's Degree	11	15	2	0	3	3	0	0	18	0	0	26	
	400599	Chem Other	Master's Degree	6	3	6	0	2	0	0	0	0	1	0	0	9
			Doctor's degree - Research/Scholarship	9	16	15	0	5	0	0	0	5	0	0	25	
			Baccalaureate Degree	3	23	2	0	2	2	0	0	18	0	2	26	
	400501	Chemistry, General	Master's Degree	6	11	8	0	3	2	1	0	2	0	1	17	
			Doctor's degree - Research/Scholarship	3	4	3	0	4	0	0	0	0	0	0	7	
			Baccalaureate Degree	9	3	0	0	0	1	1	0	9	1	0	12	
	110101	Computer and Info Sci General	Baccalaureate Degree	4	3	0	0	0	2	1	0	0	4	0	0	7
			Master's Degree	1	0	0	0	0	0	0	0	1	0	0	1	
	030104	Environmental Science	Baccalaureate Degree	1	0	0	0	0	0	0	0	0	1	0	0	1
			Baccalaureate Degree	7	11	1	0	1	3	1	0	12	0	0	18	
	400601	Geology	Master's Degree	1	1	0	0	0	0	0	0	0	2	0	0	2
			Doctor's degree - Research/Scholarship	3	2	1	0	4	0	0	0	0	0	0	5	
	110401	Information Sciences/Systems	Baccalaureate Degree	3	0	1	0	1	0	0	0	0	1	0	0	3
			Master's Degree	7	11	1	0	1	3	1	0	12	0	0	18	
	270101	Mathematics	Baccalaureate Degree	1	1	0	0	0	0	0	0	0	2	0	0	2
			Doctor's degree - Research/Scholarship	3	2	1	0	4	0	0	0	0	0	0	5	
	261201	Molecular Biotechnology	Master's Degree	3	0	1	0	1	0	0	0	0	1	0	0	3
Baccalaureate Degree			9	4	0	0	4	0	0	0	9	0	0	13		
409999	Physical Sciences Other	Baccalaureate Degree	2	6	0	0	0	0	0	0	8	0	0	8		
		Master's Degree	3	6	6	0	0	2	0	0	1	0	0	9		
400801	Physics, General	Doctor's degree - Research/Scholarship	1	9	5	0	1	0	0	0	4	0	0	10		
		Master's Degree	3	2	4	0	0	0	0	0	0	0	1	5		
270501	Statistic, General	Master's Degree	194	220	79	0	71	24	7	0	0	210	5	18	414	
		Doctor's degree - Research/Scholarship	2	0	1	0	0	0	0	0	0	1	0	0	2	
MD	260210	Biochemistry&Molecular Biology	Master's Degree	2	2	3	0	1	0	0	0	0	0	0	4	
			Doctor's degree - Research/Scholarship	17	19	4	0	9	1	0	0	20	0	2	36	
269999	Biological & Biomedical Sci	Master's Degree	1	7	1	0	2	0	0	0	0	4	0	1	8	
		Doctor's degree - Research/Scholarship	0	2	1	0	1	0	0	0	0	0	0	2		
260507	Immunology and Microbiology	Doctor's degree - Research/Scholarship	3	1	1	0	1	0	0	0	0	2	0	0	4	
		Doctor's degree - Research/Scholarship	6	1	1	0	1	0	1	0	4	0	0	7		
512003	Med Pharmacol & Pharmaceut Sci	Postbaccalaureate Certificate	0	1	0	0	0	0	0	0	0	1	0	0	1	
		Master's Degree	0	1	0	0	0	0	0	0	0	1	0	0	1	
511401	Medical Scientist	Doctor's degree - Research/Scholarship	7	1	1	0	0	0	0	0	7	0	0	8		
		Doctor's degree - Research/Scholarship	3	4	0	0	1	0	0	0	6	0	0	7		
260911	Oncology and Cancer Biology	Doctor's degree - Research/Scholarship	41	39	13	0	16	1	1	0	0	46	0	3	80	
		Physiology	0	1	0	0	0	0	0	0	0	1	0	0	1	
PA	512202	Environmental Health	Doctor's degree - Research/Scholarship	0	1	1	0	0	0	0	0	0	0	0	1	
			Baccalaureate Degree	12	6	0	0	3	1	0	0	12	0	2	18	
511005	Medical Technology	Postbaccalaureate Certificate	6	1	0	0	0	4	1	0	0	2	0	0	7	
		PA Total	18	9	1	0	3	5	1	0	0	15	0	2	27	
Grand Total				401	634	244	2	144	100	13	0	473	8	51	1,035	



Wayne State University
STEM Degrees Awarded by College, Program, Gender, and Race/Ethnicity
IPEDS Award Year 2012

College	CIP Code	Program Classification	Award Category	F	M	Non-Resident Alien	American Indian or Alaskan Native	Asian	Black or African American	Hispanic or Latino	Native Hawaiian and Other Pacific Islander	White	2 or more races	Unknown	Grand Total	
ED	130501	Educ/Instruc Media Design	Master's Degree	17	11	1	0	1	9	1	0	14	0	2	28	
			Post Master's Certificate	7	2	0	0	0	5	0	0	0	4	0	0	9
	130601	Educational Eval/Research	Doctor's degree - Research/Scholarship	3	6	1	0	1	1	0	0	6	0	0	9	
			Master's Degree	1	0	0	0	0	0	0	0	0	1	0	0	1
			Doctor's degree - Research/Scholarship	3	0	0	0	0	2	0	0	1	0	0	3	
ED Total				31	19	2	0	2	17	1	0	26	0	2	50	
EN	140501	Biomedical/Medical Engg	Postbaccalaureate Certificate	1	2	0	0	0	0	0	0	3	0	0	3	
			Master's Degree	26	42	28	0	10	0	0	0	0	27	1	2	68
			Doctor's degree - Research/Scholarship	4	4	2	0	0	0	0	0	0	6	0	0	8
	140701	Chemical Engineering	Baccalaureate Degree	4	10	1	0	2	2	0	0	9	0	0	14	
			Master's Degree	2	3	2	0	0	0	0	0	3	0	0	5	
			Doctor's degree - Research/Scholarship	2	3	3	0	1	0	0	0	1	0	0	5	
	140801	Civil Engineering, General	Baccalaureate Degree	1	17	2	0	0	0	3	0	13	0	0	18	
			Master's Degree	2	21	3	1	0	1	0	0	18	0	0	23	
			Doctor's degree - Research/Scholarship	0	3	1	0	0	0	0	0	1	0	1	3	
	110101	Computer and Info Sci General	Baccalaureate Degree	2	10	1	0	4	1	0	0	6	0	0	12	
			Master's Degree	10	15	21	0	2	0	0	0	2	0	0	25	
			Doctor's degree - Research/Scholarship	0	6	5	0	0	0	0	0	1	0	0	6	
	140901	Computer Engineering	Master's Degree	5	5	6	0	1	0	0	0	2	0	1	10	
			Doctor's degree - Research/Scholarship	1	3	3	0	1	0	0	0	0	0	0	4	
			Baccalaureate Degree	0	1	0	0	0	1	0	0	0	0	0	1	
	151202	Computer Systems Technology	Baccalaureate Degree	0	3	0	0	0	0	0	0	3	0	0	3	
	151001	Construction Engg Tech	Baccalaureate Degree	1	9	0	0	0	2	2	0	5	0	1	10	
	150303	Electrical,Electronic/Comm Eng	Baccalaureate Degree	5	19	2	0	3	2	0	1	15	0	1	24	
	141001	Electrical/Electrnc/Comm Engg	Master's Degree	3	26	18	0	6	1	1	0	3	0	0	29	
			Doctor's degree - Research/Scholarship	1	3	3	0	1	0	0	0	0	0	0	4	
			Master's Degree	4	10	1	0	1	0	1	0	7	0	4	14	
	151501	Engg/Industrial Management	Master's Degree	1	8	4	0	0	2	0	3	0	0	9		
	150000	Engineering Technologies/Tech	Post Second. Cert/Dipl >2 <4	0	5	0	0	0	2	0	2	0	1	5		
	149999	Engineering, Other	Master's Degree	1	10	2	0	2	1	0	0	6	0	0	11	
			Post Master's Certificate	3	16	3	0	3	2	2	0	8	0	1	19	
			Baccalaureate Degree	0	2	1	0	0	1	0	0	0	0	0	2	
	143501	Industrial Engineering	Baccalaureate Degree	3	8	2	0	2	1	1	0	5	0	0	11	
			Master's Degree	4	15	12	0	1	1	0	0	4	0	1	19	
			Doctor's degree - Research/Scholarship	1	9	7	0	1	0	0	0	1	0	1	10	
	143601	Manufacturing Engineering	Master's Degree	0	2	2	0	0	0	0	0	0	0	2		
	150613	Manufacturing Technology/Tech	Baccalaureate Degree	0	2	0	0	0	2	0	0	0	0	2		
	401001	Materials Science	Master's Degree	1	3	4	0	0	0	0	0	0	0	0	4	
			Doctor's degree - Research/Scholarship	1	0	0	0	0	0	0	0	1	0	0	1	
Baccalaureate Degree			2	18	2	0	1	2	1	0	14	0	0	20		
141901	Mechanical Engineering	Master's Degree	4	30	25	0	2	0	1	0	4	0	2	34		
		Doctor's degree - Research/Scholarship	1	8	6	0	1	1	0	0	1	0	0	9		
		Baccalaureate Degree	1	11	2	0	1	2	0	0	7	0	0	12		
150805	Mechanical Engineering Tech	Baccalaureate Degree	1	11	2	0	1	2	0	0	7	0	0	12		
EN Total			97	362	174	1	46	27	12	1	181	1	16	459		
FA	090702	Digital Comm & Media	Post Master's Certificate	7	1	0	0	0	2	1	0	4	0	1	8	
FA Total				7	1	0	0	0	2	1	0	4	0	1	8	



Wayne State University
STEM Degrees Awarded by College, Program, Gender, and Race/Ethnicity
IPEDS Award Year 2012

College	CIP Code	Program Classification	Award Category	F	M	Non-Resident Alien	American Indian or Alaskan Native	Asian	Black or African American	Hispanic or Latino	Native Hawaiian and Other Pacific Islander	White	2 or more races	Unknown	Grand Total
GS	260204	Molecular Biology	Master's Degree	0	1	1	0	0	0	0	0	0	0	0	1
			Doctor's degree - Research/Scholarship	1	2	1	0	0	0	0	0	0	2	0	0
	261005	Molecular Toxicology	Doctor's degree - Research/Scholarship	2	0	1	0	0	0	0	0	1	0	0	2
GS Total				3	3	3	0	0	0	0	0	3	0	0	6
LS	270301	Applied Mathematics, General	Master's Degree	0	4	0	0	0	0	0	0	4	0	0	4
	260101	Biology, General	Baccalaureate Degree	94	89	10	1	35	8	2	0	109	1	17	183
			Master's Degree	11	4	4	0	0	2	0	0	6	1	2	15
			Doctor's degree - Research/Scholarship	3	2	2	0	2	0	0	1	0	0	0	5
	400599	Chem Other	Baccalaureate Degree	6	8	1	0	2	0	0	0	11	0	0	14
	400501	Chemistry, General	Baccalaureate Degree	10	16	3	0	2	1	0	0	19	0	1	26
			Master's Degree	1	4	4	0	0	0	0	0	1	0	0	5
			Doctor's degree - Research/Scholarship	7	8	6	0	3	1	0	0	5	0	0	15
	303001	Computational Science	Post Master's Certificate	0	1	0	0	0	0	0	0	1	0	0	1
	110101	Computer and Info Sci General	Baccalaureate Degree	0	9	2	0	3	1	0	0	3	0	0	9
			Master's Degree	3	6	5	0	2	0	0	0	2	0	0	9
			Doctor's degree - Research/Scholarship	0	3	2	0	1	0	0	0	0	0	0	3
	030104	Environmental Science	Baccalaureate Degree	5	5	1	0	1	1	0	0	7	0	0	10
	400601	Geology	Baccalaureate Degree	1	5	0	0	0	0	0	0	6	0	0	6
			Master's Degree	0	4	0	0	0	0	0	0	4	0	0	4
	110401	Information Sciences/Systems	Baccalaureate Degree	1	3	0	0	0	1	1	1	2	0	0	4
	270101	Mathematics	Baccalaureate Degree	6	9	3	0	1	2	0	0	8	0	1	15
			Master's Degree	2	2	1	0	0	0	0	0	3	0	0	4
			Doctor's degree - Research/Scholarship	0	7	6	0	0	0	0	0	1	0	0	7
	261201	Molecular Biotechnology	Master's Degree	1	0	1	0	0	0	0	0	0	0	0	1
409999	Physical Sciences Other	Baccalaureate Degree	3	9	0	0	5	0	0	0	6	1	0	12	
400801	Physics, General	Baccalaureate Degree	0	3	0	0	0	0	0	0	3	0	0	3	
		Master's Degree	2	5	4	0	0	0	0	0	2	0	1	7	
		Doctor's degree - Research/Scholarship	1	9	7	0	0	0	0	0	3	0	0	10	
270501	Statistic, General	Master's Degree	3	6	8	0	0	1	0	0	0	0	0	9	
LS Total				160	221	70	1	57	18	3	0	207	3	22	381
MD	260403	Anatomy	Doctor's degree - Research/Scholarship	1	1	1	0	0	0	0	0	1	0	0	2
	260210	Biochemistry&Molecular Biology	Master's Degree	1	0	0	0	0	0	0	0	1	0	0	1
			Doctor's degree - Research/Scholarship	3	2	3	0	1	0	0	0	1	0	0	5
	269999	Biological & Biomedical Sci	Master's Degree	18	16	1	0	4	4	0	0	23	0	2	34
	512205	Health Physics/Radiolog Health	Master's Degree	2	7	1	0	3	0	0	3	0	2	9	
	260507	Immunology and Microbiology	Doctor's degree - Research/Scholarship	0	2	0	0	0	0	0	0	2	0	0	2
	512003	Med Pharmacol & Pharmaceut Sci	Doctor's degree - Research/Scholarship	2	0	0	0	1	0	0	0	1	0	0	2
	260911	Oncology and Cancer Biology	Master's Degree	0	1	0	0	0	0	0	0	1	0	0	1
			Doctor's degree - Research/Scholarship	1	0	0	0	0	0	0	0	1	0	0	1
	260910	Pathology/Experimental Path	Doctor's degree - Research/Scholarship	1	1	2	0	0	0	0	0	0	0	0	2
	260901	Physiology	Master's Degree	3	1	1	0	2	1	0	0	0	0	0	4
			Doctor's degree - Research/Scholarship	5	2	2	0	1	2	0	0	2	0	0	7
MD Total				37	33	11	0	12	7	0	0	36	0	4	70
PA	512202	Environmental Health	Post Master's Certificate	0	2	0	0	0	0	0	0	2	0	0	2
	512003	Med Pharmacol & Pharmaceut Sci	Master's Degree	0	1	0	0	0	0	0	0	1	0	0	1
			Doctor's degree - Research/Scholarship	1	1	2	0	0	0	0	0	0	0	0	2
	511005	Medical Technology	Baccalaureate Degree	9	3	1	0	2	2	0	0	4	0	3	12
	Postbaccalaureate Certificate		4	0	0	0	0	3	0	0	1	0	0	4	
PA Total				14	7	3	0	2	5	0	0	8	0	3	21
Grand Total				349	646	263	2	119	76	17	1	465	4	48	995



Wayne State University
STEM Degrees Awarded by College, Program, Gender, and Race/Ethnicity
IPEDS Award Year 2013

College	CIP Code	Program Classification	Award Category	F	M	Non-Resident Alien	American Indian or Alaskan Native	Asian	Black or African American	Hispanic or Latino	Native Hawaiian and Other Pacific Islander	White	2 or more races	Unknown	Grand Total	
ED	130501	Educ/Instruc Media Design	Master's Degree	16	9	2	0	0	7	1	0	10	0	5	25	
			Post Master's Certificate	6	4	1	0	0	3	0	0	5	0	1	10	
	130601	Educational Eval/Research	Doctor's degree - Research/Scholarship	12	1	2	0	1	2	0	0	8	0	0	13	
			Master's Degree	0	1	0	0	0	0	0	0	1	0	0	1	
			Doctor's degree - Research/Scholarship	4	6	1	0	0	3	0	0	6	0	0	10	
ED Total				38	21	6	0	1	15	1	0	30	0	6	59	
EN	140501	Biomedical/Medical Engg	Postbaccalaureate Certificate	1	1	0	0	1	0	0	0	1	0	0	2	
			Master's Degree	14	32	16	0	7	0	0	16	0	20	1	2	46
			Doctor's degree - Research/Scholarship	1	2	0	0	0	0	0	0	0	3	0	0	3
	140701	Chemical Engineering	Baccalaureate Degree	6	17	1	0	1	0	0	0	21	0	0	23	
			Master's Degree	2	6	4	0	0	0	0	0	4	0	0	8	
			Doctor's degree - Research/Scholarship	0	1	1	0	0	0	0	0	0	0	0	1	
	140801	Civil Engineering, General	Baccalaureate Degree	6	16	2	0	3	2	0	0	13	1	1	22	
			Master's Degree	5	20	5	0	0	2	1	0	16	0	1	25	
			Doctor's degree - Research/Scholarship	1	1	0	0	0	0	0	0	2	0	0	2	
	110101	Computer and Info Sci General	Baccalaureate Degree	1	17	0	0	1	2	1	0	14	0	0	18	
			Master's Degree	7	28	23	0	1	2	1	0	8	0	0	35	
			Doctor's degree - Research/Scholarship	2	7	6	0	2	0	0	0	1	0	0	9	
	140901	Computer Engineering	Master's Degree	2	6	5	0	1	0	0	0	2	0	0	8	
			Doctor's degree - Research/Scholarship	0	4	3	0	0	0	0	0	1	0	0	4	
			Baccalaureate Degree	0	4	0	0	0	0	0	0	4	0	0	4	
	151001	Construction Engg Tech	Baccalaureate Degree	1	13	0	0	0	5	1	0	8	0	0	14	
	150303	Electrical,Electronic/Comm Eng	Baccalaureate Degree	6	37	1	0	6	5	0	0	28	1	2	43	
			Master's Degree	4	23	21	0	3	1	0	0	2	0	0	27	
	141001	Electrical/Electrnc/Comm Engg	Doctor's degree - Research/Scholarship	0	3	1	0	1	0	0	0	0	0	1	3	
			Master's Degree	4	12	3	0	0	0	0	0	11	0	2	16	
			Master's Degree	1	8	3	0	1	2	0	0	2	1	0	9	
	149999	Engineering, Other	Master's Degree	3	11	2	0	2	2	1	0	7	0	0	14	
	143501	Industrial Engineering	Post Master's Certificate	8	17	3	0	3	5	1	0	12	1	0	25	
			Baccalaureate Degree	2	6	1	0	1	4	0	0	2	0	0	8	
			Master's Degree	3	11	5	0	2	3	0	0	4	0	0	14	
	150699	Industrial Prod Tech Oth	Doctor's degree - Research/Scholarship	2	5	6	0	0	0	0	0	1	0	0	7	
			Baccalaureate Degree	1	1	0	0	0	2	0	0	0	0	0	2	
			Master's Degree	0	1	1	0	0	0	0	0	0	0	0	1	
	143601	Manufacturing Engineering	Master's Degree	1	0	0	0	1	0	0	0	0	0	1		
	401001	Materials Science	Master's Degree	1	0	0	0	1	0	0	0	0	0	1		
	141901	Mechanical Engineering	Baccalaureate Degree	4	29	2	0	1	6	0	0	21	1	2	33	
			Master's Degree	1	25	17	0	3	0	1	0	4	0	1	26	
			Doctor's degree - Research/Scholarship	1	6	4	0	1	0	0	0	2	0	0	7	
150805	Mechanical Engineering Tech	Baccalaureate Degree	2	14	1	0	0	0	0	0	13	0	2	16		
142701	Systems Engineering	Post Second. Cert/Dipl >2 <4	0	2	0	0	0	0	0	0	2	0	0	2		
EN Total				92	386	137	0	42	43	7	0	229	6	14	478	
FA	090702	Digital Comm & Media	Post Master's Certificate	5	2	0	0	0	1	0	0	6	0	0	7	
FA Total				5	2	0	0	0	1	0	0	6	0	0	7	
GS	260204	Molecular Biology	Doctor's degree - Research/Scholarship	1	4	2	0	1	0	0	0	2	0	0	5	
GS Total				1	4	2	0	1	0	0	0	2	0	0	5	



Wayne State University
STEM Degrees Awarded by College, Program, Gender, and Race/Ethnicity
IPEDS Award Year 2013

College	CIP Code	Program Classification	Award Category	F	M	Non-Resident Alien	American Indian or Alaskan Native	Asian	Black or African American	Hispanic or Latino	Native Hawaiian and Other Pacific Islander	White	2 or more races	Unknown	Grand Total	
LS	270301	Applied Mathematics, General	Master's Degree	4	1	2	0	0	0	0	0	3	0	0	5	
			Baccalaureate Degree	82	89	8	0	43	3	3	8	0	100	1	13	171
	260101	Biology, General	Master's Degree	5	5	3	0	0	0	1	0	5	1	0	10	
			Doctor's degree - Research/Scholarship	4	4	5	0	1	0	0	2	0	2	0	0	8
	400599	Chem Other	Baccalaureate Degree	9	12	2	0	4	1	1	0	11	1	1	21	
			Baccalaureate Degree	10	16	2	0	1	0	1	0	19	1	2	26	
	400501	Chemistry, General	Master's Degree	5	3	5	0	1	1	0	0	1	0	0	8	
			Doctor's degree - Research/Scholarship	5	16	11	0	4	1	1	0	4	0	0	21	
			Baccalaureate Degree	1	6	0	0	0	2	0	0	5	0	0	7	
	110101	Computer and Info Sci General	Baccalaureate Degree	5	7	0	0	1	0	1	0	9	1	0	12	
	030104	Environmental Science	Baccalaureate Degree	4	4	0	0	0	0	0	0	6	1	1	8	
	400601	Geology	Master's Degree	0	1	0	0	0	0	0	0	1	0	0	1	
			Baccalaureate Degree	1	2	0	0	1	1	0	0	1	0	0	3	
	110401	Information Sciences/Systems	Baccalaureate Degree	8	8	0	0	1	3	1	1	0	11	0	0	16
			Master's Degree	1	7	0	0	1	0	0	0	7	0	0	8	
			Doctor's degree - Research/Scholarship	1	2	3	0	0	0	0	0	0	0	0	3	
	261201	Molecular Biotechnology	Master's Degree	1	3	2	0	0	0	0	2	0	2	0	0	4
			Baccalaureate Degree	3	5	1	0	3	0	0	0	4	0	0	8	
	409999	Physical Sciences Other	Baccalaureate Degree	1	2	0	0	0	0	0	0	1	2	0	0	3
			Master's Degree	1	9	3	0	1	0	0	0	5	1	0	10	
	400801	Physics, General	Doctor's degree - Research/Scholarship	3	3	4	0	2	0	0	0	0	0	0	0	6
			Master's Degree	4	4	5	0	0	1	0	0	2	0	0	8	
Master's Degree			4	4	5	0	0	1	0	0	2	0	0	8		
LS Total				158	209	56	0	64	13	9	1	200	7	17	367	
MD	260403	Anatomy	Master's Degree	1	0	0	0	0	0	0	0	1	0	0	1	
			Doctor's degree - Research/Scholarship	3	1	1	0	1	0	0	0	2	0	0	4	
	260210	Biochemistry&Molecular Biology	Master's Degree	2	5	3	0	0	0	0	3	0	1	7		
			Doctor's degree - Research/Scholarship	1	0	0	0	0	0	0	0	1	0	0	1	
	269999	Biological & Biomedical Sci	Master's Degree	9	19	1	1	7	0	0	0	14	1	4	28	
			Master's Degree	1	11	1	0	1	0	0	0	7	0	3	12	
	260507	Immunology and Microbiology	Doctor's degree - Research/Scholarship	0	1	1	0	0	0	0	0	0	0	0	1	
			Doctor's degree - Research/Scholarship	1	2	0	0	1	0	0	0	2	0	0	3	
	512003	Med Pharmacol & Pharmaceut Sci	Doctor's degree - Research/Scholarship	1	0	1	0	0	0	0	0	0	0	0	1	
	511401	Medical Scientist	Postbaccalaureate Certificate	1	0	0	0	1	0	0	0	0	0	0	1	
			Master's Degree	1	0	0	0	1	0	0	0	0	0	0	1	
	260911	Oncology and Cancer Biology	Master's Degree	1	0	1	0	0	0	0	0	0	0	0	1	
			Doctor's degree - Research/Scholarship	3	2	2	0	0	0	0	0	3	0	0	5	
			Doctor's degree - Research/Scholarship	1	1	2	0	0	0	0	0	0	0	0	2	
	260910	Pathology/Experimental Path	Doctor's degree - Research/Scholarship	4	2	1	0	1	0	0	0	3	1	0	6	
			Master's Degree	1	0	0	0	0	0	0	0	1	0	0	1	
260901	Physiology	Doctor's degree - Research/Scholarship	3	4	1	0	0	0	0	0	0	0	0	7		
MD Total				31	44	14	1	13	0	0	0	37	2	8	75	
PA	512202	Environmental Health	Post Master's Certificate	1	2	0	0	0	0	0	0	3	0	0	3	
			Master's Degree	1	0	0	0	0	0	0	0	1	0	0	1	
	512003	Med Pharmacol & Pharmaceut Sci	Doctor's degree - Research/Scholarship	1	2	3	0	0	0	0	0	0	0	0	3	
			Baccalaureate Degree	14	5	3	0	3	0	1	0	10	0	2	19	
511005	Medical Technology	Postbaccalaureate Certificate	3	2	1	0	1	0	0	0	3	0	0	5		
PA Total				20	11	7	0	4	0	1	0	17	0	2	31	
Grand Total				345	677	222	1	125	72	18	1	521	15	47	1,022	



Wayne State University
STEM Degrees Awarded by College, Program, Gender, and Race/Ethnicity
IPEDS Award Year 2014

College	CIP Code	Program Classification	Award Category	F	M	Non-Resident Alien	American Indian or Alaskan Native	Asian	Black or African American	Hispanic or Latino	Native Hawaiian and Other Pacific Islander	White	2 or more races	Unknown	Grand Total	
ED	260101	Biology, General	Baccalaureate Degree	1	0	0	0	0	0	0	0	1	0	0	1	
			Baccalaureate Degree	1	0	0	0	0	0	0	0	0	1	0	0	1
	400501	Chemistry, General	Master's Degree	16	7	0	0	0	9	1	0	11	0	2	23	
			Post Master's Certificate	7	2	1	0	0	2	1	0	5	0	0	9	
	130501	Educ/Instruc Media Design	Doctor's degree - Research/Scholarship	6	0	1	0	0	1	0	0	4	0	0	6	
			Master's Degree	1	0	0	0	0	0	0	0	1	0	0	1	
130601	Educational Eval/Research	Doctor's degree - Research/Scholarship	3	5	1	0	0	3	0	0	4	0	0	8		
		Master's Degree	1	0	0	0	0	0	0	0	1	0	0	1		
ED Total				35	14	3	0	0	15	2	0	27	0	2	49	
EN	140501	Biomedical/Medical Engg	Baccalaureate Degree	6	9	1	0	2	0	0	0	10	1	1	15	
			Postbaccalaureate Certificate	0	1	1	0	0	0	0	0	0	0	0	1	
			Master's Degree	16	35	18	0	10	1	1	0	20	0	1	51	
			Doctor's degree - Research/Scholarship	1	2	2	0	0	0	0	0	1	0	0	3	
	140701	Chemical Engineering	Baccalaureate Degree	2	18	0	0	1	3	1	0	12	1	2	20	
			Master's Degree	0	2	2	0	0	0	0	0	0	0	0	2	
			Doctor's degree - Research/Scholarship	2	3	3	0	1	0	0	0	1	0	0	5	
	140801	Civil Engineering, General	Baccalaureate Degree	1	20	2	0	0	0	2	0	14	0	3	21	
			Master's Degree	8	18	7	0	2	1	0	0	15	0	1	26	
			Doctor's degree - Research/Scholarship	1	3	2	0	0	0	0	0	2	0	0	4	
	110101	Computer and Info Sci General	Baccalaureate Degree	5	28	3	0	5	7	1	0	15	1	1	33	
			Master's Degree	12	25	25	0	5	1	0	0	6	0	0	37	
			Doctor's degree - Research/Scholarship	3	5	6	0	1	0	0	0	1	0	0	8	
	140901	Computer Engineering	Master's Degree	0	5	2	0	0	0	0	0	0	3	0	5	
			Doctor's degree - Research/Scholarship	0	6	4	0	0	0	0	0	1	0	1	6	
	151202	Computer Systems Technology	Baccalaureate Degree	1	4	0	0	0	4	0	0	1	0	5		
	151001	Construction Engg Tech	Baccalaureate Degree	1	1	0	0	0	0	0	0	2	0	2		
	150399	Electrical Engg Tech Other	Baccalaureate Degree	0	1	0	0	0	0	0	0	0	0	1		
	150303	Electrical,Electronic/Comm Eng	Baccalaureate Degree	0	11	1	0	0	3	0	0	7	0	11		
	141001	Electrical/Electrnc/Comm Engg	Baccalaureate Degree	3	25	3	0	3	4	2	0	14	1	1	28	
			Master's Degree	2	10	10	0	1	0	0	0	0	1	0	12	
			Doctor's degree - Research/Scholarship	0	11	3	0	5	0	0	0	2	0	1	11	
	151501	Engg/Industrial Management	Postbaccalaureate Certificate	0	1	0	0	0	0	0	0	0	1	0	1	
			Master's Degree	4	17	0	0	2	3	0	0	13	0	3	21	
	150000	Engineering Technologies/Tech	Master's Degree	1	7	1	0	1	4	0	0	1	0	8		
	149999	Engineering, Other	Post Second. Cert/Dipl >2 <4	0	2	0	0	0	1	0	0	1	0	0	2	
			Master's Degree	2	6	3	0	2	0	0	0	3	0	0	8	
			Post Master's Certificate	0	2	0	0	1	0	0	0	1	0	0	2	
	143501	Industrial Engineering	Baccalaureate Degree	1	8	1	0	1	3	0	0	4	0	0	9	
			Master's Degree	8	16	16	0	3	3	0	0	2	0	0	24	
			Doctor's degree - Research/Scholarship	3	3	0	0	2	0	0	0	4	0	0	6	
	143601	Manufacturing Engineering	Master's Degree	0	3	3	0	0	0	0	0	0	0	3		
	401001	Materials Science	Master's Degree	1	0	0	0	1	0	0	0	0	0	0	1	
			Doctor's degree - Research/Scholarship	1	2	2	0	1	0	0	0	0	0	0	3	
	141901	Mechanical Engineering	Baccalaureate Degree	5	27	4	0	1	2	0	0	22	1	2	32	
			Master's Degree	2	37	24	0	6	0	0	0	8	0	1	39	
			Doctor's degree - Research/Scholarship	3	7	4	0	3	1	0	0	2	0	0	10	
	150805	Mechanical Engineering Tech	Baccalaureate Degree	1	11	0	0	0	5	1	0	5	0	1	12	
	142701	Systems Engineering	Postbaccalaureate Certificate	0	3	0	0	1	0	0	0	1	0	1	3	
	EN Total				96	395	153	0	61	46	8	0	195	6	22	491



Wayne State University
STEM Degrees Awarded by College, Program, Gender, and Race/Ethnicity
IPEDS Award Year 2014

College	CIP Code	Program Classification	Award Category	F	M	Non-Resident Alien	American Indian or Alaskan Native	Asian	Black or African American	Hispanic or Latino	Native Hawaiian and Other Pacific Islander	White	2 or more races	Unknown	Grand Total
FA	090702	Digital Comm & Media	Post Master's Certificate	7	0	0	0	0	3	1	0	3	0	0	7
FA Total				7	0	0	0	0	3	1	0	3	0	0	7
GS	260204	Molecular Biology	Doctor's degree - Research/Scholarship	3	0	1	0	1	0	0	0	1	0	0	3
GS Total				3	0	1	0	1	0	0	0	1	0	0	3
LS	270301	Applied Mathematics, General	Master's Degree	4	2	0	0	0	1	0	0	4	0	1	6
	260101	Biology, General	Baccalaureate Degree	80	108	10	0	33	9	2	0	112	5	17	188
			Master's Degree	7	4	2	1	0	0	1	0	6	0	1	11
			Doctor's degree - Research/Scholarship	1	1	1	0	1	0	0	0	0	0	0	2
	400599	Chem Other	Baccalaureate Degree	14	11	0	0	4	1	0	0	18	0	2	25
	400501	Chemistry, General	Baccalaureate Degree	14	24	0	0	4	2	1	0	24	1	6	38
			Master's Degree	3	1	4	0	0	0	0	0	0	0	0	4
			Doctor's degree - Research/Scholarship	14	11	13	0	6	1	0	0	5	0	0	25
	110101	Computer and Info Sci General	Baccalaureate Degree	0	10	2	1	3	0	0	0	1	0	3	10
	030104	Environmental Science	Baccalaureate Degree	10	5	0	0	0	2	0	0	12	0	1	15
	400601	Geology	Baccalaureate Degree	4	8	0	0	0	1	1	0	8	0	2	12
			Master's Degree	1	1	0	0	0	0	0	0	1	0	1	2
	110401	Information Sciences/Systems	Baccalaureate Degree	1	2	0	0	0	1	0	0	2	0	0	3
	270101	Mathematics	Baccalaureate Degree	9	9	0	0	3	1	0	0	11	1	2	18
			Master's Degree	0	5	1	0	0	0	0	0	3	0	1	5
			Doctor's degree - Research/Scholarship	1	7	6	0	0	0	0	0	2	0	0	8
	261201	Molecular Biotechnology	Master's Degree	1	1	0	0	0	0	1	0	1	0	0	2
	409999	Physical Sciences Other	Baccalaureate Degree	3	6	1	0	2	1	0	0	5	0	0	9
	400801	Physics, General	Baccalaureate Degree	3	3	0	1	0	0	0	0	5	0	0	6
			Master's Degree	7	2	6	0	0	0	0	0	3	0	0	9
		Doctor's degree - Research/Scholarship	3	8	7	0	0	1	0	0	3	0	0	11	
270501	Statistic, General	Master's Degree	5	8	11	0	1	0	0	0	1	0	0	13	
LS Total				185	237	64	3	57	21	6	0	227	7	37	422
MD	260403	Anatomy	Doctor's degree - Research/Scholarship	1	2	1	0	1	0	0	0	1	0	0	3
	260210	Biochemistry&Molecular Biology	Master's Degree	1	1	1	0	0	0	0	0	1	0	0	2
			Doctor's degree - Research/Scholarship	2	1	1	0	1	1	0	0	0	0	0	3
	269999	Biological & Biomedical Sci	Master's Degree	17	33	3	0	4	0	0	0	37	2	4	50
	512205	Health Physics/Radiolog Health	Master's Degree	3	3	1	0	1	0	0	0	4	0	0	6
	260507	Immunology and Microbiology	Doctor's degree - Research/Scholarship	0	1	0	0	0	0	0	0	1	0	0	1
	512003	Med Pharmacol & Pharmaceut Sci	Doctor's degree - Research/Scholarship	1	0	1	0	0	0	0	0	0	0	0	1
	511401	Medical Scientist	Postbaccalaureate Certificate	1	2	0	0	0	0	0	0	3	0	0	3
			Master's Degree	3	3	0	0	1	0	0	0	5	0	0	6
	260911	Oncology and Cancer Biology	Doctor's degree - Research/Scholarship	4	1	1	0	0	0	0	0	3	1	0	5
	260910	Pathology/Experimental Path	Doctor's degree - Research/Scholarship	2	0	0	0	0	0	0	0	1	1	0	2
260901	Physiology	Master's Degree	4	0	1	0	1	0	1	0	1	0	0	4	
		Doctor's degree - Research/Scholarship	4	3	4	0	0	0	0	0	3	0	0	7	
MD Total				43	50	14	0	9	1	1	0	60	4	4	93
PA	512003	Med Pharmacol & Pharmaceut Sci	Master's Degree	2	0	1	0	0	0	0	0	1	0	0	2
			Doctor's degree - Research/Scholarship	1	4	1	0	2	0	0	0	1	0	1	5
	511005	Medical Technology	Baccalaureate Degree	13	8	0	0	1	1	0	0	17	0	2	21
		Postbaccalaureate Certificate	8	0	1	0	0	1	0	0	4	2	0	8	
PA Total			24	12	3	0	3	2	0	0	23	2	3	36	
Grand Total			393	708	238	3	131	88	18	0	536	19	68	1,101	



Wayne State University
STEM Degrees Awarded by College, Program, Gender, and Race/Ethnicity
IPEDS Award Year 2015

College	CIP Code	Program Classification	Award Category	F	M	Non-Resident Alien	American Indian or Alaskan Native	Asian	Black or African American	Hispanic or Latino	Native Hawaiian and Other Pacific Islander	White	2 or more races	Unknown	Grand Total	
ED	260101	Biology, General	Baccalaureate Degree	1	2	0	0	0	0	0	0	3	0	0	3	
			Postbaccalaureate Certificate	1	0	0	0	0	1	0	0	0	0	0	0	1
	130501	Educ/Instruc Media Design	Master's Degree	16	5	1	0	0	3	1	0	15	0	1	21	
			Post Master's Certificate	7	4	1	0	0	5	1	0	4	0	0	11	
			Doctor's degree - Research/Scholarship	7	1	0	1	0	1	0	0	6	0	0	8	
			Master's Degree	2	1	0	0	0	1	0	0	2	0	0	3	
	130601	Educational Eval/Research	Doctor's degree - Research/Scholarship	4	1	0	0	0	1	0	0	4	0	0	5	
			Baccalaureate Degree	0	1	0	0	0	0	0	0	1	0	0	1	
	400801	Physics, General														
	ED Total				38	15	2	1	0	12	2	0	35	0	1	53
EN	140501	Biomedical/Medical Engg	Baccalaureate Degree	8	11	1	0	4	1	0	12	1	0	19		
			Postbaccalaureate Certificate	1	4	2	0	0	0	1	0	2	0	0	5	
			Master's Degree	23	22	20	0	2	0	1	0	20	1	1	45	
			Doctor's degree - Research/Scholarship	3	3	3	0	2	0	0	0	0	0	1	6	
	140701	Chemical Engineering	Baccalaureate Degree	6	23	1	0	2	2	1	0	21	2	0	29	
			Master's Degree	3	7	4	0	1	1	0	0	4	0	0	10	
			Doctor's degree - Research/Scholarship	2	1	2	0	1	0	0	0	0	0	0	3	
	140801	Civil Engineering, General	Baccalaureate Degree	5	22	2	0	1	1	3	0	19	0	1	27	
			Master's Degree	8	32	20	0	1	2	0	0	17	0	0	40	
			Doctor's degree - Research/Scholarship	0	3	0	0	0	0	0	0	3	0	0	3	
	110101	Computer and Info Sci General	Baccalaureate Degree	2	39	2	0	8	0	0	0	26	1	4	41	
			Master's Degree	27	43	58	0	9	0	0	0	3	0	0	70	
	140901	Computer Engineering	Doctor's degree - Research/Scholarship	2	8	5	0	3	0	0	0	2	0	0	10	
			Master's Degree	0	8	5	0	1	1	0	0	1	0	0	8	
	151202	Computer Systems Technology	Doctor's degree - Research/Scholarship	0	1	0	0	1	0	0	0	0	0	0	1	
			Master's Degree	0	8	0	1	0	2	1	0	3	0	1	8	
	151001	Construction Engg Tech														
	150303	Electrical,Electronic/Comm Eng														
	141001	Electrical/Electrnc/Comm Engg	Baccalaureate Degree	4	30	3	0	5	2	0	0	17	2	5	34	
			Master's Degree	6	26	29	0	0	0	0	0	3	0	0	32	
			Doctor's degree - Research/Scholarship	1	7	4	0	2	0	0	0	2	0	0	8	
	151501	Engg/Industrial Management	Postbaccalaureate Certificate	0	1	0	0	1	0	0	0	0	0	0	1	
			Master's Degree	4	8	2	0	0	1	0	0	7	0	2	12	
	150000	Engineering Technologies/Tech														
	149999	Engineering, Other														
	143501	Industrial Engineering	Baccalaureate Degree	7	9	0	0	3	4	0	0	7	0	2	16	
			Master's Degree	1	40	37	0	0	1	0	0	2	0	1	41	
			Doctor's degree - Research/Scholarship	3	5	7	0	1	0	0	0	0	0	0	8	
	143601	Manufacturing Engineering														
	401001	Materials Science	Master's Degree	2	1	1	0	0	1	0	0	1	0	0	3	
			Doctor's degree - Research/Scholarship	0	1	1	0	0	0	0	0	0	0	0	1	
	141901	Mechanical Engineering	Baccalaureate Degree	1	37	6	1	3	4	2	0	21	0	1	38	
Master's Degree			5	70	58	0	5	3	0	0	8	0	1	75		
Doctor's degree - Research/Scholarship			0	6	2	0	0	0	0	0	4	0	0	6		
150805	Mechanical Engineering Tech															
151601	Nanotechnology															
142701	Systems Engineering															
EN Total				130	527	289	3	56	32	12	0	236	7	22	657	



Wayne State University
STEM Degrees Awarded by College, Program, Gender, and Race/Ethnicity
IPEDS Award Year 2015

College	CIP Code	Program Classification	Award Category	F	M	Non-Resident Alien	American Indian or Alaskan Native	Asian	Black or African American	Hispanic or Latino	Native Hawaiian and Other Pacific Islander	White	2 or more races	Unknown	Grand Total
FA	090702	Digital Comm & Media	Post Master's Certificate	2	1	0	0	0	1	0	0	2	0	0	3
FA Total				2	1	0	0	0	1	0	0	2	0	0	3
GS	260204	Molecular Biology	Doctor's degree - Research/Scholarship	2	2	2	0	0	0	1	0	1	0	0	4
GS Total				2	2	2	0	0	0	1	0	1	0	0	4
IS	110401	Information Sciences/Systems	Post Master's Certificate	2	1	0	0	0	0	1	0	2	0	0	3
IS Total				2	1	0	0	0	0	1	0	2	0	0	3
LS	270301	Applied Mathematics, General	Master's Degree	3	2	1	0	1	0	0	0	3	0	0	5
	400201	Astronomy	Baccalaureate Degree	2	0	0	0	0	0	0	0	1	1	0	2
	260101	Biology, General	Baccalaureate Degree	84	103	16	0	33	11	1	0	113	3	10	187
			Master's Degree	2	1	0	0	1	0	0	0	2	0	0	3
			Doctor's degree - Research/Scholarship	7	3	7	0	1	0	0	0	2	0	0	10
	400599	Chem Other	Baccalaureate Degree	3	18	2	0	1	0	1	0	14	0	3	21
	400501	Chemistry, General	Baccalaureate Degree	11	13	3	0	0	3	1	1	14	0	2	24
			Master's Degree	2	2	2	0	1	0	0	0	1	0	0	4
			Doctor's degree - Research/Scholarship	18	4	12	1	2	1	0	0	6	0	0	22
	110101	Computer and Info Sci General	Baccalaureate Degree	3	8	0	0	2	3	0	0	6	0	0	11
	030104	Environmental Science	Baccalaureate Degree	8	4	0	0	0	1	0	0	10	0	1	12
	400601	Geology	Baccalaureate Degree	2	10	0	0	0	1	0	0	10	0	1	12
			Master's Degree	1	3	0	0	0	1	0	0	3	0	0	4
	270101	Mathematics	Baccalaureate Degree	10	15	1	0	3	0	3	0	17	1	0	25
			Master's Degree	1	3	1	0	0	0	0	0	2	1	0	4
			Doctor's degree - Research/Scholarship	1	2	2	0	0	0	0	0	0	0	1	3
	261201	Molecular Biotechnology	Master's Degree	1	1	0	0	1	0	0	0	1	0	0	2
	409999	Physical Sciences Other	Baccalaureate Degree	2	12	1	0	3	0	1	0	7	1	1	14
	400801	Physics, General	Baccalaureate Degree	3	4	0	0	0	1	0	0	5	1	0	7
			Master's Degree	4	9	6	0	0	0	0	0	7	0	0	13
			Doctor's degree - Research/Scholarship	1	5	5	0	0	0	0	0	1	0	0	6
	270501	Statistic, General	Master's Degree	0	1	0	0	0	0	0	0	1	0	0	1
LS Total				169	223	59	1	49	22	7	1	226	8	19	392
MD	260403	Anatomy	Master's Degree	1	0	1	0	0	0	0	0	0	0	0	1
			Doctor's degree - Research/Scholarship	2	0	0	0	0	0	1	0	1	0	0	2
	260210	Biochemistry&Molecular Biology	Master's Degree	1	0	0	0	1	0	0	0	0	0	0	1
			Doctor's degree - Research/Scholarship	2	0	2	0	0	0	0	0	0	0	0	2
	269999	Biological & Biomedical Sci	Master's Degree	14	19	2	0	4	0	2	0	22	1	2	33
	512205	Health Physics/Radiolog Health	Master's Degree	1	8	3	0	1	0	0	0	4	1	0	9
			Post Master's Certificate	1	3	0	0	2	0	2	0	0	0	0	4
	260507	Immunology and Microbiology	Master's Degree	1	1	0	0	0	0	0	0	2	0	0	2
			Doctor's degree - Research/Scholarship	2	1	0	0	0	0	0	0	3	0	0	3
	512003	Med Pharmacol & Pharmaceut Sci	Doctor's degree - Research/Scholarship	1	0	0	0	0	0	0	0	1	0	0	1
	261501	Neuroscience	Doctor's degree - Research/Scholarship	1	1	0	0	0	0	0	0	2	0	0	2
	260911	Oncology and Cancer Biology	Master's Degree	0	1	0	0	0	0	0	0	1	0	0	1
			Doctor's degree - Research/Scholarship	6	1	0	0	0	2	0	0	5	0	0	7
	260901	Physiology	Master's Degree	2	1	0	0	1	0	0	0	2	0	0	3
			Doctor's degree - Research/Scholarship	4	5	3	0	0	0	1	0	5	0	0	9
MD Total				39	41	11	0	9	2	6	0	48	2	2	80
PA	512003	Med Pharmacol & Pharmaceut Sci	Master's Degree	6	3	8	0	0	0	0	0	1	0	0	9
	511005	Medical Technology	Baccalaureate Degree	17	3	0	0	2	0	0	0	16	0	2	20
			Postbaccalaureate Certificate	4	4	1	0	0	1	0	0	6	0	0	8
PA Total				27	10	9	0	2	1	0	0	23	0	2	37
Grand Total				409	820	372	5	116	70	29	1	573	17	46	1,229



Wayne State University
STEM Degrees Awarded by College, Program, Gender, and Race/Ethnicity
IPEDS Award Year 2016

College	CIP Code	Program Classification	Award Category	F	M	Non-Resident Alien	American Indian or Alaskan Native	Asian	Black or African American	Hispanic or Latino	Native Hawaiian and Other Pacific Islander	White	2 or more races	Unknown	Grand Total	
ED	260101	Biology, General	Baccalaureate Degree	1	0	0	0	0	0	0	0	0	0	1	1	
			Baccalaureate Degree	2	1	0	0	0	0	0	0	0	0	2	0	1
	130501	Educ/Instruc Media Design	Master's Degree	17	7	1	1	0	5	0	0	0	17	0	0	24
			Post Master's Certificate	6	2	0	0	0	5	0	0	0	3	0	0	8
			Doctor's degree - Research/Scholarship	5	2	3	0	1	2	0	0	0	1	0	0	7
			Master's Degree	0	1	1	0	0	0	0	0	0	0	0	0	1
	130601	Educational Eval/Research	Doctor's degree - Research/Scholarship	5	0	1	0	0	1	0	0	0	3	0	0	5
			Baccalaureate Degree	0	1	0	0	0	0	0	0	0	1	0	0	1
	400801	Physics, General	Baccalaureate Degree	0	1	0	0	0	0	0	0	0	1	0	0	1
	ED Total				36	14	6	1	1	13	0	0	27	0	2	50
EN	140501	Biomedical/Medical Engg	Baccalaureate Degree	8	15	1	0	4	0	0	0	18	0	0	23	
			Master's Degree	7	11	8	0	2	0	0	0	8	0	0	18	
			Doctor's degree - Research/Scholarship	2	2	1	0	0	1	0	0	0	2	0	0	4
	140701	Chemical Engineering	Baccalaureate Degree	7	20	1	0	3	2	2	2	1	15	0	3	27
			Master's Degree	3	5	5	0	1	0	0	0	0	2	0	0	8
			Doctor's degree - Research/Scholarship	1	2	1	0	1	0	0	0	0	1	0	0	3
	140801	Civil Engineering, General	Baccalaureate Degree	6	20	1	0	2	1	0	0	0	19	1	2	26
			Master's Degree	6	27	15	0	1	0	1	0	0	16	0	0	33
			Doctor's degree - Research/Scholarship	1	3	4	0	0	0	0	0	0	0	0	0	4
	110101	Computer and Info Sci General	Baccalaureate Degree	12	38	6	0	7	3	0	0	0	24	6	4	50
			Master's Degree	20	43	59	0	1	0	0	0	0	2	1	0	63
			Doctor's degree - Research/Scholarship	4	9	6	0	4	0	0	0	0	3	0	0	13
	140901	Computer Engineering	Master's Degree	4	13	15	0	0	0	0	1	0	1	0	0	17
			Doctor's degree - Research/Scholarship	0	1	1	0	0	0	0	0	0	0	0	0	1
	151202	Computer Systems Technology	Baccalaureate Degree	1	5	1	0	1	3	0	0	0	1	0	0	6
	151001	Construction Engg Tech	Baccalaureate Degree	0	2	1	0	0	1	0	0	0	0	0	0	2
	150399	Electrical Engg Tech Other	Baccalaureate Degree	0	2	0	0	0	0	0	0	0	2	0	0	2
	150303	Electrical,Electronic/Comm Eng	Baccalaureate Degree	2	18	2	0	1	3	0	0	0	12	0	2	20
	141001	Electrical/Electrnc/Comm Engg	Baccalaureate Degree	9	42	1	0	4	8	2	0	0	32	0	4	51
			Master's Degree	11	46	48	0	3	1	0	0	0	5	0	0	57
			Doctor's degree - Research/Scholarship	1	1	0	0	0	0	0	1	0	0	1	0	0
	151501	Engg/Industrial Management	Master's Degree	6	18	2	0	2	3	2	0	14	0	1	24	
	150000	Engineering Technologies/Tech	Master's Degree	1	7	3	0	1	1	0	0	2	0	1	8	
	149999	Engineering, Other	Master's Degree	0	13	7	0	4	0	0	0	0	2	0	0	13
			Post Master's Certificate	0	1	0	0	0	0	0	0	0	1	0	0	1
			Baccalaureate Degree	5	17	3	0	4	3	0	0	0	10	1	1	22
	143501	Industrial Engineering	Master's Degree	13	68	66	0	2	3	0	0	0	9	1	0	81
			Doctor's degree - Research/Scholarship	1	4	2	0	2	0	0	0	0	1	0	0	5
			Master's Degree	1	11	10	0	2	0	0	0	0	0	0	0	12
	401001	Materials Science	Master's Degree	2	2	2	0	1	1	0	0	0	0	0	0	4
			Doctor's degree - Research/Scholarship	0	2	2	0	0	0	0	0	0	0	0	0	2
	141901	Mechanical Engineering	Baccalaureate Degree	10	37	5	0	4	1	2	0	0	31	2	2	47
			Master's Degree	10	100	86	0	9	3	1	0	0	10	1	0	110
Doctor's degree - Research/Scholarship			1	7	7	0	0	0	0	0	0	1	0	0	8	
150805	Mechanical Engineering Tech	Baccalaureate Degree	0	8	0	0	1	2	0	0	0	5	0	0	8	
		Postbaccalaureate Certificate	0	2	1	0	1	0	0	0	0	0	0	0	2	
142701	Systems Engineering	Postbaccalaureate Certificate	0	2	1	0	1	0	0	0	0	0	0	0	2	
EN Total				155	622	373	0	68	40	12	1	250	13	20	777	
FA	090702	Digital Comm & Media	Post Master's Certificate	4	0	0	0	0	2	0	0	2	0	0	4	
FA Total				4	0	0	0	0	2	0	0	2	0	0	4	



Wayne State University
STEM Degrees Awarded by College, Program, Gender, and Race/Ethnicity
IPEDS Award Year 2016

College	CIP Code	Program Classification	Award Category	F	M	Non-Resident Alien	American Indian or Alaskan Native	Asian	Black or African American	Hispanic or Latino	Native Hawaiian and Other Pacific Islander	White	2 or more races	Unknown	Grand Total
GS	260204	Molecular Biology	Master's Degree	1	0	0	0	0	0	0	0	1	0	0	1
			Doctor's degree - Research/Scholarship	2	1	0	0	0	0	0	0	0	3	0	0
	261005	Molecular Toxicology	Doctor's degree - Research/Scholarship	0	1	0	0	1	0	0	0	0	0	0	1
GS Total				3	2	0	0	1	0	0	0	4	0	0	5
IS	110401	Information Sciences/Systems	Post Master's Certificate	8	3	0	0	0	0	0	0	10	0	1	11
IS Total				8	3	0	0	0	0	0	0	10	0	1	11
LS	270301	Applied Mathematics, General	Master's Degree	2	2	0	0	1	0	0	0	3	0	0	4
	400201	Astronomy	Baccalaureate Degree	0	2	0	0	0	0	0	0	1	0	1	2
	260101	Biology, General	Baccalaureate Degree	88	97	17	2	23	9	1	0	112	5	16	185
			Master's Degree	2	4	2	0	0	0	0	0	4	0	0	6
			Doctor's degree - Research/Scholarship	2	1	2	0	0	0	0	0	1	0	0	3
	400599	Chem Other	Baccalaureate Degree	9	11	3	0	5	0	0	0	8	2	2	20
			Baccalaureate Degree	10	19	0	1	3	2	0	0	18	1	4	29
	400501	Chemistry, General	Master's Degree	0	5	2	0	2	0	0	0	1	0	0	5
			Doctor's degree - Research/Scholarship	6	11	9	0	1	2	1	0	4	0	0	17
	110101	Computer and Info Sci General	Baccalaureate Degree	0	8	0	0	1	2	0	0	5	0	0	8
	030104	Environmental Science	Baccalaureate Degree	1	4	0	0	0	0	0	0	5	0	0	5
	400601	Geology	Baccalaureate Degree	6	5	0	0	0	1	0	0	6	2	2	11
			Master's Degree	3	1	0	0	0	0	0	0	4	0	0	4
	110401	Information Sciences/Systems	Baccalaureate Degree	1	1	0	0	0	1	0	0	1	0	0	2
	270101	Mathematics	Baccalaureate Degree	7	20	1	0	2	5	1	1	17	0	1	27
			Master's Degree	2	4	0	0	0	0	0	0	5	0	1	6
			Doctor's degree - Research/Scholarship	3	5	5	0	1	0	0	0	2	0	0	8
	261201	Molecular Biotechnology	Master's Degree	0	1	0	0	0	0	0	0	1	0	0	1
	409999	Physical Sciences Other	Baccalaureate Degree	3	4	2	0	0	0	0	0	4	0	1	7
	400801	Physics, General	Baccalaureate Degree	1	4	0	0	0	1	0	0	3	0	1	5
Master's Degree			0	5	4	0	1	0	0	0	0	0	0	5	
Doctor's degree - Research/Scholarship			3	4	3	0	2	1	0	0	1	0	0	7	
270501	Statistic, General	Master's Degree	1	3	2	0	0	0	0	0	2	0	0	4	
LS Total				150	221	52	3	42	24	3	0	208	10	29	371
MD	260403	Anatomy	Master's Degree	0	2	1	0	0	0	0	0	1	0	0	2
	260210	Biochemistry&Molecular Biology	Master's Degree	2	2	0	0	0	1	0	0	3	0	0	4
			Doctor's degree - Research/Scholarship	0	1	1	0	0	0	0	0	0	0	0	1
			Master's Degree	12	18	2	0	3	0	2	0	22	0	1	30
	512205	Health Physics/Radiolog Health	Master's Degree	4	6	2	0	3	0	0	0	3	1	1	10
			Post Master's Certificate	1	0	0	0	1	0	0	0	0	0	0	1
			Doctor's degree - Research/Scholarship	0	1	1	0	0	0	0	0	0	0	0	1
	260507	Immunology and Microbiology	Master's Degree	1	0	0	0	0	0	0	0	1	0	0	1
			Doctor's degree - Research/Scholarship	1	2	1	0	0	0	1	0	1	0	0	3
	512003	Med Pharmacol & Pharmaceut Sci	Doctor's degree - Research/Scholarship	2	0	1	0	0	0	0	0	1	0	0	2
	261501	Neuroscience	Doctor's degree - Research/Scholarship	2	1	1	0	0	0	0	0	2	0	0	3
	260911	Oncology and Cancer Biology	Doctor's degree - Research/Scholarship	2	2	0	0	1	1	0	0	2	0	0	4
	260910	Pathology/Experimental Path	Doctor's degree - Research/Scholarship	0	1	1	0	0	0	0	0	0	0	0	1
260901	Physiology	Master's Degree	1	0	0	0	0	0	0	0	1	0	0	1	
		Doctor's degree - Research/Scholarship	4	3	2	0	0	1	0	0	4	0	0	7	
MD Total				32	39	13	0	8	3	3	0	41	1	2	71
PA	512003	Med Pharmacol & Pharmaceut Sci	Master's Degree	2	5	7	0	0	0	0	0	0	0	0	7
			Doctor's degree - Research/Scholarship	1	0	0	0	1	0	0	0	0	0	0	1
	511005	Medical Technology	Baccalaureate Degree	17	4	0	0	2	0	0	0	15	0	4	21
PA Total				24	10	7	0	3	2	0	0	18	0	4	34
Grand Total				412	911	451	4	123	84	18	1	560	24	58	1,323



Wayne State University
STEM Degrees Awarded by College, Program, Gender, and Race/Ethnicity
IPEDS Award Year 2017

College	CIP Code	Program Classification	Award Category	F	M	Non-Resident Alien	American Indian or Alaskan Native	Asian	Black or African American	Hispanic or Latino	Native Hawaiian and Other Pacific Islander	White	2 or more races	Unknown	Grand Total	
ED	260101	Biology, General	Baccalaureate Degree	1	0	0	0	1	0	0	0	0	0	0	1	
			Baccalaureate Degree	1	1	0	0	0	0	0	0	0	2	0	0	2
	130501	Educ/Instruc Media Design	Postbaccalaureate Certificate	1	0	0	0	0	0	0	0	0	1	0	0	1
			Master's Degree	18	7	0	0	1	4	2	0	17	1	0	0	25
			Post Master's Certificate	13	1	1	0	0	8	0	0	5	0	0	0	14
			Doctor's degree - Research/Scholarship	3	7	6	0	0	1	0	0	3	0	0	0	10
	130601	Educational Eval/Research	Doctor's degree - Research/Scholarship	8	1	1	0	2	4	0	0	2	0	0	0	9
			ED Total	45	17	8	0	4	17	2	0	30	1	0	0	62
EN	140501	Biomedical/Medical Engg	Baccalaureate Degree	4	10	1	0	4	0	1	0	7	1	0	14	
			Postbaccalaureate Certificate	0	1	0	0	0	0	0	0	1	0	0	0	1
			Master's Degree	17	21	20	0	1	2	0	0	14	0	1	0	38
			Doctor's degree - Research/Scholarship	4	2	3	0	1	0	0	0	2	0	0	0	6
	140701	Chemical Engineering	Baccalaureate Degree	11	19	4	0	4	1	2	0	18	0	1	0	30
			Master's Degree	3	9	2	0	2	0	0	0	8	0	0	0	12
			Doctor's degree - Research/Scholarship	1	2	3	0	0	0	0	0	0	0	0	0	3
	140801	Civil Engineering, General	Baccalaureate Degree	2	20	1	0	1	1	0	0	18	0	1	0	22
			Master's Degree	7	25	18	0	0	2	2	0	10	0	0	0	32
	110101	Computer and Info Sci General	Doctor's degree - Research/Scholarship	3	2	3	0	0	0	0	2	0	2	0	0	5
			Baccalaureate Degree	12	56	3	0	13	2	0	0	45	1	4	0	68
			Master's Degree	22	36	52	0	1	0	0	0	3	1	1	0	58
	140901	Computer Engineering	Doctor's degree - Research/Scholarship	0	6	6	0	0	0	0	0	0	0	0	0	6
			Master's Degree	2	8	8	0	0	0	0	0	1	1	0	0	10
	151202	Computer Systems Technology	Doctor's degree - Research/Scholarship	0	2	0	0	0	0	0	0	0	2	0	0	2
			Baccalaureate Degree	1	4	1	0	0	1	1	0	2	0	0	0	5
	151001	Construction Engg Tech	Baccalaureate Degree	1	8	0	0	0	0	1	0	0	6	1	0	9
	150303	Electrical,Electronic/Comm Eng	Baccalaureate Degree	2	17	1	0	0	2	0	0	15	0	1	0	19
	141001	Electrical/Electrnc/Comm Engg	Baccalaureate Degree	8	41	2	0	12	2	0	0	31	0	2	0	49
			Master's Degree	18	64	77	0	0	1	0	0	3	1	0	0	82
			Doctor's degree - Research/Scholarship	1	4	5	0	0	0	0	0	0	0	0	0	0
	150403	Electromechanical Technology	Baccalaureate Degree	0	1	0	0	0	0	0	1	0	0	0	0	1
			Postbaccalaureate Certificate	0	1	1	0	0	0	0	0	0	0	0	0	0
	151501	Engg/Industrial Management	Master's Degree	5	16	5	0	3	1	0	0	12	0	0	0	21
			Master's Degree	0	1	0	0	0	0	0	0	1	0	0	0	1
	150000	ENGINEERING TECHNOLOGIES/TECH	Master's Degree	2	10	7	0	1	1	0	0	2	0	1	0	12
	149999	Engineering, Other	Post Master's Certificate	1	1	2	0	0	0	0	0	0	0	0	0	2
			Baccalaureate Degree	0	8	0	0	0	2	1	0	5	0	0	0	8
	143501	Industrial Engineering	Master's Degree	14	149	151	0	1	2	0	0	8	1	0	0	163
			Doctor's degree - Research/Scholarship	0	3	1	0	1	0	0	0	1	0	0	0	3
			Master's Degree	1	26	23	0	0	0	0	0	3	0	1	0	27
	401001	Materials Science	Master's Degree	2	5	5	0	0	0	0	0	2	0	0	0	7
Doctor's degree - Research/Scholarship			0	1	1	0	0	0	0	0	0	0	0	0	1	
141901	Mechanical Engineering	Baccalaureate Degree	8	66	8	0	7	4	0	0	49	1	5	0	74	
		Master's Degree	10	135	132	0	5	0	1	0	7	0	0	0	145	
		Doctor's degree - Research/Scholarship	0	4	2	0	2	0	0	0	0	0	0	0	4	
150805	Mechanical Engineering Tech	Baccalaureate Degree	2	9	0	0	0	4	0	0	6	1	0	0	11	
		Postbaccalaureate Certificate	0	1	0	0	0	0	0	0	1	0	0	0	1	
EN Total			164	794	548	0	59	28	10	0	285	9	19	958		
FA	090702	Digital Comm & Media	Post Master's Certificate	2	2	0	0	0	3	0	0	1	0	0	4	
FA Total			2	2	0	0	0	3	0	0	1	0	0	4		
GS	260204	Molecular Biology	Doctor's degree - Research/Scholarship	1	4	0	0	0	0	0	0	5	0	0	5	
GS Total			1	4	0	0	0	0	0	0	5	0	0	5		
IS	110401	Information Sciences/Systems	Post Master's Certificate	8	1	0	0	0	2	1	0	6	0	0	9	
IS Total			8	1	0	0	0	2	1	0	6	0	0	9		
LS	270301	Applied Mathematics, General	Master's Degree	2	0	1	0	1	0	0	0	0	0	0	2	
			Baccalaureate Degree	1	3	0	0	0	0	0	0	4	0	0	0	4
	260101	Biology, General	Baccalaureate Degree	122	93	14	1	38	4	5	0	138	6	9	0	215
			Master's Degree	3	3	1	0	1	0	0	0	3	0	1	0	6
			Doctor's degree - Research/Scholarship	6	5	10	0	1	0	0	0	0	0	0	0	11
	400599	Chem Other	Baccalaureate Degree	13	12	5	0	7	0	0	0	13	0	0	25	
	400501	Chemistry, General	Baccalaureate Degree	12	16	2	0	2	2	0	0	0	20	2	0	28
Master's Degree			3	3	2	0	0	1	0	0	2	1	0	0	6	



Wayne State University
STEM Degrees Awarded by College, Program, Gender, and Race/Ethnicity
IPEDS Award Year 2017

College	CIP Code	Program Classification	Award Category	F	M	Non-Resident Alien	American Indian or Alaskan Native	Asian	Black or African American	Hispanic or Latino	Native Hawaiian and Other Pacific Islander	White	2 or more races	Unknown	Grand Total
	110101	Computer and Info Sci General	Doctor's degree - Research/Scholarship	9	11	11	0	3	0	0	0	5	0	1	20
	030104	Environmental Science	Baccalaureate Degree	1	10	0	0	3	2	0	0	4	1	1	11
	400601	Geology	Baccalaureate Degree	4	8	0	0	0	0	1	0	10	0	1	12
			Baccalaureate Degree	7	8	0	0	0	2	0	0	12	1	0	15
			Master's Degree	4	1	1	0	0	0	0	0	3	1	0	5
	110401	Information Sciences/Systems	Baccalaureate Degree	0	4	0	0	0	1	0	1	2	0	0	4
	270101	Mathematics	Baccalaureate Degree	6	10	0	0	1	1	1	0	12	1	0	16
			Master's Degree	0	3	0	0	1	0	0	0	2	0	0	3
			Doctor's degree - Research/Scholarship	0	7	7	0	0	0	0	0	0	0	0	7
	261201	Molecular Biotechnology	Master's Degree	2	1	0	0	0	0	0	0	3	0	0	3
	409999	Physical Sciences Other	Baccalaureate Degree	3	9	1	0	4	0	0	0	6	0	1	12
	400801	Physics, General	Baccalaureate Degree	2	7	0	0	0	0	0	0	9	0	0	9
			Master's Degree	2	1	1	0	0	0	0	0	1	1	0	3
			Doctor's degree - Research/Scholarship	3	10	7	0	1	0	0	0	4	1	0	13
	270501	Statistic, General	Master's Degree	1	2	2	0	0	0	0	0	1	0	0	3
LS Total				206	227	65	1	63	13	7	1	254	15	14	433
MD	260403	Anatomy	Doctor's degree - Research/Scholarship	2	0	1	0	0	0	0	0	1	0	0	2
	260210	Biochemistry&Molecular Biology	Master's Degree	5	1	2	0	0	1	0	0	3	0	0	6
			Doctor's degree - Research/Scholarship	3	1	3	0	1	0	0	0	0	0	0	4
	269999	Biological & Biomedical Sci	Master's Degree	12	21	1	0	9	2	0	0	20	1	0	33
	512205	Health Physics/Radiolog Health	Master's Degree	2	6	1	0	0	0	0	0	7	0	0	8
			Doctor's degree - Research/Scholarship	0	4	1	0	0	0	0	0	2	0	1	4
	512003	Med Pharmacol & Pharmaceut Sci	Doctor's degree - Research/Scholarship	1	1	2	0	0	0	0	0	0	0	0	2
	260911	Oncology and Cancer Biology	Doctor's degree - Research/Scholarship	2	2	0	0	0	0	0	0	4	0	0	4
	260910	Pathology/Experimental Path	Doctor's degree - Research/Scholarship	2	0	0	0	0	0	0	0	2	0	0	2
	260901	Physiology	Master's Degree	1	0	0	0	0	0	0	0	1	0	0	1
			Doctor's degree - Research/Scholarship	4	3	3	0	1	1	0	0	2	0	0	7
MD Total				34	39	14	0	11	4	0	0	42	1	1	73
PA	512003	Med Pharmacol & Pharmaceut Sci	Master's Degree	3	4	7	0	0	0	0	0	0	0	0	7
			Doctor's degree - Research/Scholarship	1	2	2	1	0	0	0	0	0	0	0	3
	511005	Medical Technology	Baccalaureate Degree	13	5	1	0	4	0	0	0	11	0	2	18
			Postbaccalaureate Certificate	3	0	0	0	0	0	0	0	3	0	0	3
PA Total				20	11	10	1	4	0	0	0	14	0	2	31
Grand Total				480	1,095	645	2	141	67	20	1	637	26	36	1,575



Wayne State University
STEM Degrees Awarded by College, Program, Gender, and Race/Ethnicity
IPEDS Award Year 2018

College	CIP Code	Program Classification	Award Category	F	M	Non-Resident Alien	American Indian or Alaskan Native	Asian	Black or African American	Hispanic or Latino	Native Hawaiian and Other Pacific Islander	White	2 or more races	Unknown	Grand Total	
ED	130501	Educ/Instruc Media Design	Masters Degree	15	10	1	0	1	5	0	0	17	0	1	25	
			Doctors degree - Reseach/Scholarship	4	2	2	0	0	2	0	0	2	0	0	6	
	130601	Educational Eval/Research	Baccalaureate Degree	0	1	0	0	0	0	0	0	0	0	1	1	
			Masters Degree	1	1	1	0	0	0	0	0	1	0	0	2	
			Doctors degree - Reseach/Scholarship	0	2	2	0	0	0	0	0	0	0	2		
ED Total				20	16	6	0	1	7	0	0	20	0	2	36	
EN	110101	Computer and Info Sci General	Masters Degree	12	15	20	0	3	0	0	0	3	1	0	27	
			Doctors degree - Reseach/Scholarship	1	6	5	0	1	0	0	0	0	1	0	7	
			Baccalaureate Degree	13	74	3	0	19	7	3	0	48	2	5	87	
	140501	Biomedical/Medical Engg	Masters Degree	20	24	19	0	4	0	1	0	20	0	0	44	
			Doctors degree - Reseach/Scholarship	5	4	4	0	0	0	0	0	2	1	2	9	
			Baccalaureate Degree	11	12	2	0	7	1	0	0	12	1	0	23	
	140701	Chemical Engineering	Masters Degree	1	4	4	0	0	0	0	0	1	0	0	5	
			Doctors degree - Reseach/Scholarship	0	2	0	0	0	0	0	0	2	0	0	2	
			Baccalaureate Degree	11	27	2	0	5	2	2	0	24	1	2	38	
	140801	Civil Engineering, General	Masters Degree	4	34	17	0	5	0	1	0	14	0	1	38	
			Doctors degree - Reseach/Scholarship	0	2	2	0	0	0	0	0	0	0	0	2	
			Baccalaureate Degree	15	25	4	0	1	2	1	0	31	1	0	40	
	140901	Computer Engineering	Masters Degree	5	15	16	0	3	0	0	0	1	0	0	20	
			Doctors degree - Reseach/Scholarship	0	3	1	0	2	0	0	0	0	0	0	3	
			Masters Degree	20	67	74	0	6	1	0	0	4	2	0	87	
	141001	Electrical/Electrnc/Comm Engg	Doctors degree - Reseach/Scholarship	0	6	4	0	1	0	0	0	0	0	1	6	
			Baccalaureate Degree	11	58	4	0	12	4	4	0	40	2	3	69	
			Masters Degree	17	152	137	0	6	1	1	0	20	0	4	169	
	141901	Mechanical Engineering	Doctors degree - Reseach/Scholarship	0	6	5	0	1	0	0	0	0	0	0	6	
			Baccalaureate Degree	12	64	7	0	6	4	0	0	54	2	3	76	
			Masters Degree	17	113	113	0	6	1	0	0	9	0	1	130	
	143501	Industrial Engineering	Doctors degree - Reseach/Scholarship	2	7	5	0	0	0	0	0	3	1	0	9	
			Baccalaureate Degree	5	12	1	0	0	5	3	0	8	0	0	17	
			Masters Degree	0	17	13	0	4	0	0	0	0	0	0	17	
	149999	Engineering, Other	Masters Degree	1	13	8	0	2	0	0	0	4	0	0	14	
	150000	ENGINEERING TECHNOLOGIES/TECH	Masters Degree	0	6	3	0	0	0	0	0	3	0	0	6	
	150303	Electrical,Electronic/Comm Eng	Baccalaureate Degree	4	16	3	0	2	4	0	0	9	0	2	20	
	150403	Electromechanical Technology	Baccalaureate Degree	0	2	0	0	1	1	0	0	0	0	0	2	
	150805	Mechanical Engineering Tech	Baccalaureate Degree	1	13	0	0	0	1	0	0	12	0	1	14	
	151001	Construction Engg Tech	Baccalaureate Degree	2	9	0	0	0	1	1	1	0	9	0	11	
	151202	Computer Systems Technology	Baccalaureate Degree	3	2	0	0	1	1	0	0	3	0	0	5	
	151501	Engg/Industrial Management	Masters Degree	4	21	7	0	1	2	2	2	0	13	0	25	
	401001	Materials Science	Masters Degree	0	2	1	0	0	0	0	0	0	1	0	0	2
			Doctors degree - Reseach/Scholarship	2	1	2	0	1	0	0	0	0	0	0	0	3
	EN Total				199	834	486	0	100	38	19	0	350	15	25	1,033
	GS	260204	Molecular Biology	Masters Degree	0	1	0	0	0	0	0	0	1	0	0	1
GS Total				0	1	0	0	0	0	0	0	1	0	0	1	
LS	030104	Environmental Science	Baccalaureate Degree	8	7	0	0	0	1	1	0	13	0	0	15	
	110101	Computer and Info Sci General	Baccalaureate Degree	2	5	0	0	0	1	0	0	5	0	1	7	
	260101	Biology, General	Masters Degree	0	1	0	0	0	0	0	0	0	1	0	0	1
			Doctors degree - Reseach/Scholarship	2	3	5	0	0	0	0	0	0	0	0	0	5
			Baccalaureate Degree	88	85	11	0	29	5	3	0	112	6	7	173	
	261201	Molecular Biotechnology	Masters Degree	2	0	1	0	0	0	0	0	1	0	0	2	
	270101	Mathematics	Masters Degree	0	4	0	0	0	0	0	0	0	4	0	0	4
			Doctors degree - Reseach/Scholarship	0	4	2	0	1	0	0	0	1	0	0	4	
			Baccalaureate Degree	12	7	0	0	0	3	1	0	13	1	1	19	
	270301	Applied Mathematics, General	Masters Degree	3	2	2	0	0	1	0	0	2	0	0	5	
	270501	Statistic, General	Masters Degree	2	5	5	0	0	0	0	0	2	0	0	7	
	400501	Chemistry, General	Masters Degree	1	3	1	0	0	0	0	0	0	3	0	0	4
			Doctors degree - Reseach/Scholarship	6	16	14	0	3	0	1	0	4	0	0	22	
			Baccalaureate Degree	12	8	0	0	4	1	0	0	14	0	1	20	
	400599	Chem Other	Baccalaureate Degree	11	11	0	0	2	1	2	0	16	0	1	22	
	400601	Geology	Masters Degree	1	1	0	0	0	0	0	0	0	2	0	0	2
			Baccalaureate Degree	5	12	0	0	0	1	0	0	0	15	0	1	17
400801	Physics, General	Masters Degree	1	2	1	0	0	1	0	0	1	0	0	3		



Wayne State University
STEM Degrees Awarded by College, Program, Gender, and Race/Ethnicity
IPEDS Award Year 2018

College	CIP Code	Program Classification	Award Category	F	M	Non-Resident Alien	American Indian or Alaskan Native	Asian	Black or African American	Hispanic or Latino	Native Hawaiian and Other Pacific Islander	White	2 or more races	Unknown	Grand Total
			Doctors degree - Reseach/Scholarship	2	8	3	0	1	0	0	0	6	0	0	10
	409999	Physical Sciences Other	Baccalaureate Degree	1	6	0	0	0	0	1	0	5	0	1	7
			Baccalaureate Degree	5	8	1	0	4	0	0	0	7	0	1	13
LS Total				164	198	46	0	44	15	9	0	227	7	14	362
MD	260210	Biochemistry&Molecular Biology	Masters Degree	6	1	3	0	0	0	0	0	3	0	1	7
			Doctors degree - Reseach/Scholarship	1	3	1	0	0	0	0	0	3	0	0	4
	260403	Anatomy	Masters Degree	1	0	0	0	0	0	1	0	0	0	0	1
			Doctors degree - Reseach/Scholarship	0	1	1	0	0	0	0	0	0	0	0	1
	260507	Immunology and Microbiology	Masters Degree	1	2	0	0	1	0	0	0	2	0	0	3
			Doctors degree - Reseach/Scholarship	0	1	0	0	0	0	0	0	1	0	0	1
	260901	Physiology	Masters Degree	2	4	0	0	0	0	0	0	5	1	0	6
			Doctors degree - Reseach/Scholarship	4	2	3	0	0	0	1	0	2	0	0	6
	260911	Oncology and Cancer Biology	Doctors degree - Reseach/Scholarship	3	7	0	0	0	1	0	0	8	1	0	10
	261501	Neuroscience	Doctors degree - Reseach/Scholarship	1	1	0	0	1	0	0	0	1	0	0	2
	269999	Biological & Biomedical Sci	Masters Degree	23	24	2	0	11	1	0	0	29	3	1	47
	512003	Med Pharmacol & Pharmaceut Sci	Masters Degree	1	0	0	0	0	0	0	0	1	0	0	1
			Doctors degree - Reseach/Scholarship	2	1	1	0	0	0	1	0	1	0	0	3
	512205	Health Physics/Radiolog Health	Masters Degree	2	3	3	0	0	0	0	0	2	0	0	5
			Doctors degree - Reseach/Scholarship	0	2	0	0	1	0	0	0	1	0	0	2
MD Total				47	52	14	0	14	2	3	0	59	5	2	99
PA	511005	Medical Technology	Baccalaureate Degree	13	6	1	0	2	0	1	0	14	1	0	19
	512003	Med Pharmacol & Pharmaceut Sci	Masters Degree	7	4	8	0	2	1	0	0	0	0	0	11
			Doctors degree - Reseach/Scholarship	3	2	4	0	0	0	0	0	1	0	0	5
PA Total				23	12	13	0	4	1	1	0	15	1	0	35
Grand Total				453	1,113	565	0	163	63	32	0	672	28	43	1,566



STEM-Designated Degree Program List U.S. Immigration and Customs Enforcement

CIP Code Family	2010 CIP Code	CIP Code Title
01	010308	Agroecology and Sustainable Agriculture.
01	010901	Animal Sciences, General
01	010902	Agricultural Animal Breeding
01	010903	Animal Health
01	010904	Animal Nutrition
01	010905	Dairy Science
01	010906	Livestock Management
01	010907	Poultry Science
01	010999	Animal Sciences, Other.
01	011001	Food Science
01	011002	Food Technology and Processing
01	011099	Food Science and Technology, Other.
01	011101	Plant Sciences, General
01	011102	Agronomy and Crop Science
01	011103	Horticultural Science
01	011104	Agricultural and Horticultural Plant Breeding
01	011105	Plant Protection and Integrated Pest Management
01	011106	Range Science and Management
01	011199	Plant Sciences, Other.
01	011201	Soil Science and Agronomy, General
01	011202	Soil Chemistry and Physics
01	011203	Soil Microbiology
01	011299	Soil Sciences, Other.
03	030101	Natural Resources/Conservation, General.
03	030103	Environmental Studies.
03	030104	Environmental Science
03	030199	Natural Resources Conservation and Research, Other.
03	030205	Water, Wetlands, and Marine Resources Management.
03	030502	Forest Sciences and Biology
03	030508	Urban Forestry.
03	030509	Wood Science and Wood Products/Pulp and Paper Technology



STEM-Designated Degree Program List U.S. Immigration and Customs Enforcement

CIP Code Family	2010 CIP Code	CIP Code Title
03	030601	Wildlife, Fish and Wildlands Science and Management.
04	040902	Architectural and Building Sciences/Technology.
09	090702	Digital Communication and Media/Multimedia
10	100304	Animation, Interactive Technology, Video Graphics and Special Effects
11	110101	Computer and Information Sciences, General
11	110102	Artificial Intelligence
11	110103	Information Technology
11	110104	Informatics
11	110199	Computer and Information Sciences, Other.
11	110201	Computer Programming/Programmer, General
11	110202	Computer Programming, Specific Applications
11	110203	Computer Programming, Vendor/Product Certification
11	110299	Computer Programming, Other.
11	110301	Data Processing and Data Processing Technology/Technician
11	110401	Information Science/Studies
11	110501	Computer Systems Analysis/Analyst
11	110701	Computer Science
11	110801	Web Page, Digital/Multimedia and Information Resources Design
11	110802	Data Modeling/Warehousing and Database Administration
11	110803	Computer Graphics
11	110804	Modeling, Virtual Environments and Simulation
11	110899	Computer Software and Media Applications, Other.
11	110901	Computer Systems Networking and Telecommunications
11	111001	Network and System Administration/Administrator
11	111002	System, Networking, and LAN/WAN Management/Manager
11	111003	Computer and Information Systems Security/Information Assurance
11	111004	Web/Multimedia Management and Webmaster
11	111005	Information Technology Project Management
11	111006	Computer Support Specialist
11	111099	Computer/Information Technology Services Administration and Management, Other.
13	130501	Educational/Instructional Technology.



STEM-Designated Degree Program List U.S. Immigration and Customs Enforcement

CIP Code Family	2010 CIP Code	CIP Code Title
13	130601	Educational Evaluation and Research.
13	130603	Educational Statistics and Research Methods
14	140101	Engineering, General
14	140102	Pre-Engineering
14	140201	Aerospace, Aeronautical and Astronautical/Space Engineering
14	140301	Agricultural Engineering
14	140401	Architectural Engineering
14	140501	Bioengineering and Biomedical Engineering
14	140601	Ceramic Sciences and Engineering
14	140701	Chemical Engineering
14	140702	Chemical and Biomolecular Engineering
14	140799	Chemical Engineering, Other.
14	140801	Civil Engineering, General
14	140802	Geotechnical and Geoenvironmental Engineering
14	140803	Structural Engineering
14	140804	Transportation and Highway Engineering
14	140805	Water Resources Engineering
14	140899	Civil Engineering, Other.
14	140901	Computer Engineering, General
14	140902	Computer Hardware Engineering
14	140903	Computer Software Engineering
14	140999	Computer Engineering, Other.
14	141001	Electrical and Electronics Engineering
14	141003	Laser and Optical Engineering
14	141004	Telecommunications Engineering
14	141099	Electrical, Electronics and Communications Engineering, Other.
14	141101	Engineering Mechanics
14	141201	Engineering Physics/Applied Physics
14	141301	Engineering Science
14	141401	Environmental/Environmental Health Engineering
14	141801	Materials Engineering



STEM-Designated Degree Program List U.S. Immigration and Customs Enforcement

CIP Code Family	2010 CIP Code	CIP Code Title
14	141901	Mechanical Engineering
14	142001	Metallurgical Engineering
14	142101	Mining and Mineral Engineering
14	142201	Naval Architecture and Marine Engineering
14	142301	Nuclear Engineering
14	142401	Ocean Engineering
14	142501	Petroleum Engineering
14	142701	Systems Engineering
14	142801	Textile Sciences and Engineering
14	143201	Polymer/Plastics Engineering
14	143301	Construction Engineering
14	143401	Forest Engineering
14	143501	Industrial Engineering
14	143601	Manufacturing Engineering
14	143701	Operations Research
14	143801	Surveying Engineering
14	143901	Geological/Geophysical Engineering
14	144001	Paper Science and Engineering
14	144101	Electromechanical Engineering
14	144201	Mechatronics, Robotics, and Automation Engineering
14	144301	Biochemical Engineering
14	144401	Engineering Chemistry
14	144501	Biological/Biosystems Engineering
14	149999	Engineering, Other.
15	150000	Engineering Technology, General
15	150101	Architectural Engineering Technology/Technician
15	150201	Civil Engineering Technology/Technician
15	150303	Electrical, Electronic and Communications Engineering Technology/Technician
15	150304	Laser and Optical Technology/Technician
15	150305	Telecommunications Technology/Technician
15	150306	Integrated Circuit Design



STEM-Designated Degree Program List U.S. Immigration and Customs Enforcement

CIP Code Family	2010 CIP Code	CIP Code Title
15	150399	Electrical and Electronic Engineering Technologies/Technicians, Other.
15	150401	Biomedical Technology/Technician
15	150403	Electromechanical Technology/Electromechanical Engineering Technology
15	150404	Instrumentation Technology/Technician
15	150405	Robotics Technology/Technician
15	150406	Automation Engineer Technology/Technician
15	150499	Electromechanical and Instrumentation and Maintenance Technologies/Technicians, Other.
15	150501	Heating, Ventilation, Air Conditioning and Refrigeration Engineering Technology/Technician
15	150503	Energy Management and Systems Technology/Technician
15	150505	Solar Energy Technology/Technician.
15	150506	Water Quality and Wastewater Treatment Management and Recycling Technology/Technician
15	150507	Environmental Engineering Technology/Environmental Technology
15	150508	Hazardous Materials Management and Waste Technology/Technician
15	150599	Environmental Control Technologies/Technicians, Other.
15	150607	Plastics and Polymer Engineering Technology/Technician
15	150611	Metallurgical Technology/Technician
15	150612	Industrial Technology/Technician
15	150613	Manufacturing Engineering Technology/Technician
15	150614	Welding Engineering Technology/Technician
15	150615	Chemical Engineering Technology/Technician
15	150616	Semiconductor Manufacturing Technology
15	150699	Industrial Production Technologies/Technicians, Other.
15	150701	Occupational Safety and Health Technology/Technician
15	150702	Quality Control Technology/Technician
15	150703	Industrial Safety Technology/Technician
15	150704	Hazardous Materials Information Systems Technology/Technician
15	150799	Quality Control and Safety Technologies/Technicians, Other.
15	150801	Aeronautical/Aerospace Engineering Technology/Technician
15	150803	Automotive Engineering Technology/Technician
15	150805	Mechanical Engineering/Mechanical Technology/Technician
15	150899	Mechanical Engineering Related Technologies/Technicians, Other.



STEM-Designated Degree Program List U.S. Immigration and Customs Enforcement

CIP Code Family	2010 CIP Code	CIP Code Title
15	150901	Mining Technology/Technician
15	150903	Petroleum Technology/Technician
15	150999	Mining and Petroleum Technologies/Technicians, Other.
15	151001	Construction Engineering Technology/Technician
15	151102	Surveying Technology/Surveying
15	151103	Hydraulics and Fluid Power Technology/Technician
15	151199	Engineering-Related Technologies, Other.
15	151201	Computer Engineering Technology/Technician
15	151202	Computer Technology/Computer Systems Technology
15	151203	Computer Hardware Technology/Technician
15	151204	Computer Software Technology/Technician
15	151299	Computer Engineering Technologies/Technicians, Other.
15	151301	Drafting and Design Technology/Technician, General
15	151302	CAD/CADD Drafting and/or Design Technology/Technician
15	151303	Architectural Drafting and Architectural CAD/CADD
15	151304	Civil Drafting and Civil Engineering CAD/CADD
15	151305	Electrical/Electronics Drafting and Electrical/Electronics CAD/CADD
15	151306	Mechanical Drafting and Mechanical Drafting CAD/CADD
15	151399	Drafting/Design Engineering Technologies/Technicians, Other.
15	151401	Nuclear Engineering Technology/Technician
15	151501	Engineering/Industrial Management
15	151502	Engineering Design
15	151503	Packaging Science
15	151599	Engineering-Related Fields, Other.
15	151601	Nanotechnology
15	159999	Engineering Technologies and Engineering-Related Fields, Other.
26	260101	Biology/Biological Sciences, General
26	260102	Biomedical Sciences, General
26	260202	Biochemistry
26	260203	Biophysics
26	260204	Molecular Biology



STEM-Designated Degree Program List U.S. Immigration and Customs Enforcement

CIP Code Family	2010 CIP Code	CIP Code Title
26	260205	Molecular Biochemistry
26	260206	Molecular Biophysics
26	260207	Structural Biology
26	260208	Photobiology
26	260209	Radiation Biology/Radiobiology
26	260210	Biochemistry and Molecular Biology
26	260299	Biochemistry, Biophysics and Molecular Biology, Other.
26	260301	Botany/Plant Biology
26	260305	Plant Pathology/Phytopathology
26	260307	Plant Physiology
26	260308	Plant Molecular Biology
26	260399	Botany/Plant Biology, Other.
26	260401	Cell/Cellular Biology and Histology
26	260403	Anatomy
26	260404	Developmental Biology and Embryology
26	260406	Cell/Cellular and Molecular Biology
26	260407	Cell Biology and Anatomy
26	260499	Cell/Cellular Biology and Anatomical Sciences, Other.
26	260502	Microbiology, General
26	260503	Medical Microbiology and Bacteriology
26	260504	Virology
26	260505	Parasitology
26	260506	Mycology
26	260507	Immunology
26	260508	Microbiology and Immunology
26	260599	Microbiological Sciences and Immunology, Other.
26	260701	Zoology/Animal Biology
26	260702	Entomology
26	260707	Animal Physiology
26	260708	Animal Behavior and Ethology
26	260709	Wildlife Biology



STEM-Designated Degree Program List U.S. Immigration and Customs Enforcement

CIP Code Family	2010 CIP Code	CIP Code Title
26	260799	Zoology/Animal Biology, Other.
26	260801	Genetics, General
26	260802	Molecular Genetics
26	260803	Microbial and Eukaryotic Genetics
26	260804	Animal Genetics
26	260805	Plant Genetics
26	260806	Human/Medical Genetics
26	260807	Genome Sciences/Genomics
26	260899	Genetics, Other.
26	260901	Physiology, General
26	260902	Molecular Physiology
26	260903	Cell Physiology
26	260904	Endocrinology
26	260905	Reproductive Biology
26	260907	Cardiovascular Science
26	260908	Exercise Physiology
26	260909	Vision Science/Physiological Optics
26	260910	Pathology/Experimental Pathology
26	260911	Oncology and Cancer Biology
26	260912	Aerospace Physiology and Medicine
26	260999	Physiology, Pathology, and Related Sciences, Other.
26	261001	Pharmacology
26	261002	Molecular Pharmacology
26	261003	Neuropharmacology
26	261004	Toxicology
26	261005	Molecular Toxicology
26	261006	Environmental Toxicology
26	261007	Pharmacology and Toxicology
26	261099	Pharmacology and Toxicology, Other.
26	261101	Biometry/Biometrics
26	261102	Biostatistics



STEM-Designated Degree Program List U.S. Immigration and Customs Enforcement

CIP Code Family	2010 CIP Code	CIP Code Title
26	261103	Bioinformatics
26	261104	Computational Biology
26	261199	Biomathematics, Bioinformatics, and Computational Biology, Other.
26	261201	Biotechnology
26	261301	Ecology
26	261302	Marine Biology and Biological Oceanography
26	261303	Evolutionary Biology
26	261304	Aquatic Biology/Limnology
26	261305	Environmental Biology
26	261306	Population Biology
26	261307	Conservation Biology
26	261308	Systematic Biology/Biological Systematics
26	261309	Epidemiology
26	261310	Ecology and Evolutionary Biology
26	261399	Ecology, Evolution, Systematics and Population Biology, Other.
26	261401	Molecular Medicine
26	261501	Neuroscience
26	261502	Neuroanatomy
26	261503	Neurobiology and Anatomy
26	261504	Neurobiology and Behavior
26	261599	Neurobiology and Neurosciences, Other.
26	269999	Biological and Biomedical Sciences, Other.
27	270101	Mathematics, General
27	270102	Algebra and Number Theory
27	270103	Analysis and Functional Analysis
27	270104	Geometry/Geometric Analysis
27	270105	Topology and Foundations
27	270199	Mathematics, Other.
27	270301	Applied Mathematics, General
27	270303	Computational Mathematics
27	270304	Computational and Applied Mathematics



STEM-Designated Degree Program List U.S. Immigration and Customs Enforcement

CIP Code Family	2010 CIP Code	CIP Code Title
27	270305	Financial Mathematics
27	270306	Mathematical Biology
27	270399	Applied Mathematics, Other.
27	270501	Statistics, General
27	270502	Mathematical Statistics and Probability
27	270503	Mathematics and Statistics
27	270599	Statistics, Other.
27	279999	Mathematics and Statistics, Other.
28	280501	Air Science/Airpower Studies.
28	280502	Air and Space Operational Art and Science.
28	280505	Naval Science and Operational Studies.
29	290201	Intelligence, General
29	290202	Strategic Intelligence
29	290203	Signal/Geospatial Intelligence
29	290204	Command & Control (C3, C4I) Systems and Operations
29	290205	Information Operations/Joint Information Operations
29	290206	Information/Psychological Warfare and Military Media Relations
29	290207	Cyber/Electronic Operations and Warfare
29	290299	Intelligence, Command Control and Information Operations, Other.
29	290301	Combat Systems Engineering
29	290302	Directed Energy Systems
29	290303	Engineering Acoustics
29	290304	Low-Observables and Stealth Technology
29	290305	Space Systems Operations
29	290306	Operational Oceanography
29	290307	Undersea Warfare
29	290399	Military Applied Sciences, Other.
29	290401	Aerospace Ground Equipment Technology
29	290402	Air and Space Operations Technology
29	290403	Aircraft Armament Systems Technology
29	290404	Explosive Ordinance/Bomb Disposal



STEM-Designated Degree Program List U.S. Immigration and Customs Enforcement

CIP Code Family	2010 CIP Code	CIP Code Title
29	290405	Joint Command/Task Force (C3, C4I) Systems
29	290406	Military Information Systems Technology
29	290407	Missile and Space Systems Technology
29	290408	Munitions Systems/Ordinance Technology
29	290409	Radar Communications and Systems Technology
29	290499	Military Systems and Maintenance Technology, Other.
29	299999	Military Technologies and Applied Sciences, Other.
30	300101	Biological and Physical Sciences
30	300601	Systems Science and Theory
30	300801	Mathematics and Computer Science
30	301001	Biopsychology
30	301701	Behavioral Sciences.
30	301801	Natural Sciences
30	301901	Nutrition Sciences
30	302501	Cognitive Science
30	302701	Human Biology.
30	303001	Computational Science.
30	303101	Human Computer Interaction.
30	303201	Marine Sciences
30	303301	Sustainability Studies.
40	400101	Physical Sciences
40	400201	Astronomy
40	400202	Astrophysics
40	400203	Planetary Astronomy and Science
40	400299	Astronomy and Astrophysics, Other.
40	400401	Atmospheric Sciences and Meteorology, General
40	400402	Atmospheric Chemistry and Climatology
40	400403	Atmospheric Physics and Dynamics
40	400404	Meteorology
40	400499	Atmospheric Sciences and Meteorology, Other.
40	400501	Chemistry, General



STEM-Designated Degree Program List U.S. Immigration and Customs Enforcement

CIP Code Family	2010 CIP Code	CIP Code Title
40	400502	Analytical Chemistry
40	400503	Inorganic Chemistry
40	400504	Organic Chemistry
40	400506	Physical Chemistry
40	400507	Polymer Chemistry
40	400508	Chemical Physics
40	400509	Environmental Chemistry
40	400510	Forensic Chemistry
40	400511	Theoretical Chemistry
40	400599	Chemistry, Other.
40	400601	Geology/Earth Science, General
40	400602	Geochemistry
40	400603	Geophysics and Seismology
40	400604	Paleontology
40	400605	Hydrology and Water Resources Science
40	400606	Geochemistry and Petrology
40	400607	Oceanography, Chemical and Physical
40	400699	Geological and Earth Sciences/Geosciences, Other.
40	400801	Physics, General
40	400802	Atomic/Molecular Physics
40	400804	Elementary Particle Physics
40	400805	Plasma and High-Temperature Physics
40	400806	Nuclear Physics
40	400807	Optics/Optical Sciences
40	400808	Condensed Matter and Materials Physics
40	400809	Acoustics
40	400810	Theoretical and Mathematical Physics
40	400899	Physics, Other.
40	401001	Materials Science
40	401002	Materials Chemistry
40	401099	Materials Sciences, Other.



STEM-Designated Degree Program List U.S. Immigration and Customs Enforcement

CIP Code Family	2010 CIP Code	CIP Code Title
40	409999	Physical Sciences, Other.
41	410000	Science Technologies/Technicians, General
41	410101	Biology Technician/Biotechnology Laboratory Technician
41	410204	Industrial Radiologic Technology/Technician
41	410205	Nuclear/Nuclear Power Technology/Technician
41	410299	Nuclear and Industrial Radiologic Technologies/Technicians, Other.
41	410301	Chemical Technology/Technician
41	410303	Chemical Process Technology
41	410399	Physical Science Technologies/Technicians, Other.
41	419999	Science Technologies/Technicians, Other.
42	422701	Cognitive Psychology and Psycholinguistics
42	422702	Comparative Psychology
42	422703	Developmental and Child Psychology
42	422704	Experimental Psychology
42	422705	Personality Psychology
42	422706	Physiological Psychology/Psychobiology
42	422707	Social Psychology
42	422708	Psychometrics and Quantitative Psychology
42	422709	Psychopharmacology
42	422799	Research and Experimental Psychology, Other.
43	430106	Forensic Science and Technology
43	430116	Cyber/Computer Forensics and Counterterrorism.
45	450301	Archeology.
45	450603	Econometrics and Quantitative Economics.
45	450702	Geographic Information Science and Cartography
49	490101	Aeronautics/Aviation/Aerospace Science and Technology, General.
51	511002	Cytotechnology/Cytotechnologist.
51	511005	Clinical Laboratory Science/Medical Technology/Technologist.
51	511401	Medical Scientist
51	512003	Pharmaceutics and Drug Design
51	512004	Medicinal and Pharmaceutical Chemistry



STEM-Designated Degree Program List U.S. Immigration and Customs Enforcement

CIP Code Family	2010 CIP Code	CIP Code Title
51	512005	Natural Products Chemistry and Pharmacognosy
51	512006	Clinical and Industrial Drug Development.
51	512007	Pharmacoeconomics/Pharmaceutical Economics.
51	512009	Industrial and Physical Pharmacy and Cosmetic Sciences.
51	512010	Pharmaceutical Sciences.
51	512202	Environmental Health.
51	512205	Health/Medical Physics.
51	512502	Veterinary Anatomy
51	512503	Veterinary Physiology
51	512504	Veterinary Microbiology and Immunobiology
51	512505	Veterinary Pathology and Pathobiology
51	512506	Veterinary Toxicology and Pharmacology
51	512510	Veterinary Preventive Medicine Epidemiology and Public Health
51	512511	Veterinary Infectious Diseases
51	512706	Medical Informatics
52	521301	Management Science
52	521302	Business Statistics
52	521304	Actuarial Science
52	521399	Management Science and Quantitative Methods, Other

*In addition to the CIP Codes listed above, any CIP codes added to the 2-digit CIP areas of Engineering (14), Biological and Biomedical Sciences (26), Mathematics and Statistics (27), and Physical Sciences (40) will be automatically added to the ICE STEM list.

