


FIRST YEAR STUDENTS AT WAYNE STATE UNIVERSITY

UNDERSTANDING INCOMING STUDENTS AND THEIR TRANSITION TO COLLEGE IN 2015

WAYNE STATE UNIVERSITY RESULTS ARE SHOWN IN GREEN
NATIONAL PUBLIC UNIVERSITY RESULTS ARE SHOWN IN GREY


ACADEMIC HABITS IN HIGH SCHOOL TIED TO SUCCESS IN COLLEGE AS HIGH SCHOOL SENIORS, ENTERING WAYNE STATE STUDENTS FREQUENTLY:

45%
43%




Explored topics on their own when it was not required by a class

58%
57%



Accepted mistakes as part of the learning process

43%
39%

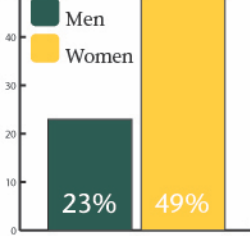


Took a risk because they felt they had more to gain

BUT MORE ENTERING COLLEGE FELT OVERWHELMED



38%
34%

Frequently felt overwhelmed by all that they had to do; women especially





Gender	Percentage
Men	23%
Women	49%

79%
80%



Indicated that they have an above average drive to achieve

76%
72%

Rank themselves as above average in terms of cooperativeness

77%
80%

Are planning on earning a graduate degree

80% **88%**
Expect that they will graduate within four years

while only...

9% **3%**
Expect that it will take them six years or more to graduate



Historically, **18%** of first time freshmen graduate within four years




The reality is that it will take many students **SIX** years or more to complete their degree

AMONG FUTURE GOALS, MOST STUDENTS RANKED FINANCIAL SECURITY AS THEIR TOP PRIORITY...


85%
82%

Said that being very well off financially was very important




BUT THEIR SECOND AND THIRD PRIORITIES WERE NOT FINANCIALLY BASED:

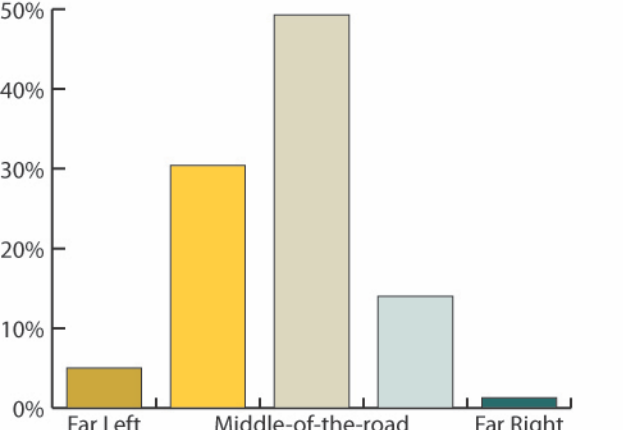
77% **74%**
Said that helping others in difficulty was very important



70% **70%**
Said that raising a family was very important



MOST STUDENTS CONSIDER THEIR POLITICAL VIEWS TO BE MIDDLE-OF-THE-ROAD



AND WHILE THEY HOLD MANY LIBERAL VIEWPOINTS, THEY ARE MORE CENTRIST THAN THE AVERAGE FRESHMAN

77% **86%**
Believe that same-sex couples should have the right to legal marital status



55% **61%**
Believe that marijuana should be legal

60% **70%**
Believe that abortion should be legal



37% **42%**
Believe that colleges have the right to ban extreme speakers from campus