

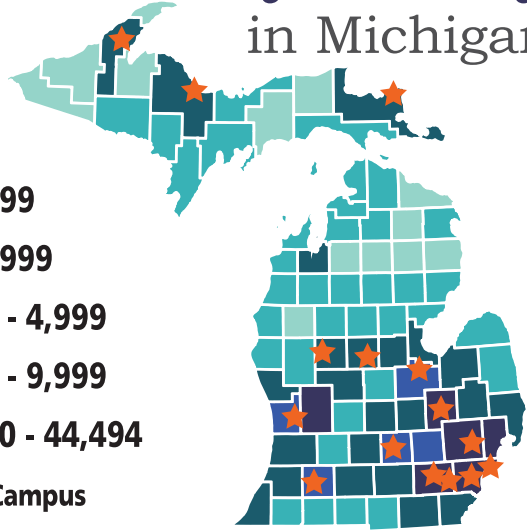
THE ECONOMIC FOOTPRINT OF MICHIGAN'S PUBLIC UNIVERSITIES

BROUGHT TO YOU BY



Students
are coming from

Every county
in Michigan



- 47 - 199
- 200 - 999
- 1,000 - 4,999
- 5,000 - 9,999
- 10,000 - 44,494
- ★ Main Campus

Every state
in the U.S.

Top 5 Countries
not including U.S.

Top 5 States
not including Michigan


- ILLINOIS
- OHIO
- CALIFORNIA
- NEW YORK
- NEW JERSEY

- CHINA
- INDIA
- SAUDI ARABIA
- SOUTH KOREA
- CANADA

Almost 160
countries worldwide

MICHIGAN'S PUBLIC UNIVERSITIES:

Supported
\$24 billion
in spending in the state in 2012



Payroll Spending

\$7.0
DIRECT

\$3.0
INDIRECT

Non-Payroll Spending

\$3.1
DIRECT

\$3.5
INDIRECT

Student Spending

\$4.3
DIRECT

\$3.1
INDIRECT

Enroll over
300,000
students

The **6th highest**
enrollment total
of any state

Providing Michigan
121,000 jobs
earning more than
\$12.2 billion

Direct
70,720
jobs
earning
\$7.0
billion

Indirect
51,029
jobs
earning
\$5.2
billion


Compares with
150,000
jobs in
automobile
manufacturing
in Michigan

Great Results

Enrollment up
5%



Undergraduate
degree
completion up
13%



1.3 MILLION
ALUMNI

RESIDE IN MICHIGAN
AND EARNED

\$47 BILLION

IN SALARIES AND
WAGES IN 2012

REPRESENTING
62%

OF THE POPULATION
WITH 4-YEAR DEGREES
IN MICHIGAN